

# **CHABOT-LAS POSITAS COMMUNITY COLLEGE DISTRICT**

**INVITATION FOR BID NO.:**  
**19/20-08**

## **SAFE SCHOOL LOCKS PROJECT**

**Bids Due:**

**October 30, 2019 at 2:00 P.M.**



**Return Bids To:**  
**District Office**  
**Purchasing and Warehouse Services Department**  
**7600 Dublin Blvd., 3<sup>rd</sup> Floor**  
**Dublin, California 94568**  
**ATTN: Marie Hampton**



**THIS PAGE INTENTIONALLY BLANK**

## NOTICE TO CONTRACTORS CALLING FOR BIDS

|  |   |
|--|---|
| <b>DISTRICT</b>  | <b>CHABOT-LAS POSITAS COMMUNITY COLLEGE DISTRICT</b>  |
| <b>PROJECT DESCRIPTION</b>                               | <b>BID NO.: B19/20-08, Safe Schools Lock Projects – Chabot College and/or Las Positas College</b>   |
| <b>LATEST TIME/DATE FOR RFI'S SUBMITTALS</b>             | <b>Friday October 18, 2019 at 2:00 P.M.</b>   |
| <b>LATEST TIME/DATE FOR SUBMISSION OF BIDS PROPOSALS</b> | <b>WEDNESDAY OCTOBER 30, 2019 AT 2:00 P.M.</b>  |
| <b>LOCATION FOR SUBMISSION OF BID PROPOSALS</b>          | <b>Chabot-Las Positas Community College District<br/>7600 Dublin Blvd., Dublin, CA 94568<br/>Attn: Marie Hampton, Purchasing and Warehouse Services Manager</b> |
| <b>LOCATION FOR OBTAINING BID AND CONTRACT DOCUMENTS</b> | <b>District Website at:</b><br><a href="http://www.clpccd.org/business/open.php">http://www.clpccd.org/business/open.php</a>                                    |

**NOTICE IS HEREBY GIVEN** that the above-named California Community College District, acting by and through its Board of Trustees, hereinafter “the District” will receive up to, but not later than the above-stated date and time, sealed Bid Proposals for the Contract for the Work of the Project generally described as: **B19/20-08, Safe Schools Lock Projects – Chabot College and/or Las Positas College.**

**1. Submittal of Bid Proposals.** All Bid Proposals shall be submitted on forms furnished by the District. Bid Proposals must conform with, and be responsive to, the Bid and Contract Documents, copies of which may be obtained from the District’s website as set forth above. Only Bid Proposals submitted to the District at or prior to the date and time set forth above for the public opening and reading of Bid Proposals shall be considered.

**Bid and Contract Documents.** The Bid and Contract Documents are available at the District’s website at: <http://www.clpccd.org/business/open.php> under **B19/20-08, Safe Schools Lock Projects – Chabot College and/or Las Positas College.**

**2. Documents Accompanying Bid Proposal.** Each Bid Proposal shall be accompanied by: (a) the required Bid Security; (b) Subcontractors List; (c) Non-Collusion Affidavit; (d) Certification of Pre-Bid Site Visit; (e) Statement of Bidder’s Qualifications; and (f) Public Works Contractor Registration Certification Form. All information or responses of a Bidder in its Bid Proposal and other documents accompanying the Bid Proposal shall be complete, accurate and true; incomplete, inaccurate or untrue responses or information provided therein by a Bidder shall be grounds for the District to reject such Bidder’s Bid Proposal for non-responsiveness.

**3. Prevailing Wage Rates.** Pursuant to California Labor Code §1773, the Director of the Department of Industrial Relations of the State of California has determined the generally prevailing rates of wages in the locality in which the Work is to be performed. Copies of these determinations, entitled “PREVAILING WAGE SCALE” are filed at the District’s Administrative Offices located at 7600 Dublin Blvd., 3<sup>rd</sup> Floor, Dublin, CA 94568, and are available to any interested party upon request. Alternatively, prevailing wage rate classifications and determinations may be viewed and obtained by accessing the Division of Labor Standards Enforcement databases at <http://www.dir.ca.gov/dirdatabases.html>. The

Contractor awarded the Contract for the Work shall post a copy of all applicable prevailing wage rates for the Work at conspicuous locations at the Site of the Work. The Contractor and all Subcontractors performing any portion of the Work shall pay not less than the applicable prevailing wage rate for the classification of labor provide by their respective workers in prosecution and execution of the Work.

**4. Contractors License Classification.** In accordance with the provisions of California Public Contract Code §3300, the District requires that Bidders possess the following classification(s) of California Contractors License A and/or B; C28. Any Bidder not so duly and properly licensed shall be subject to all penalties imposed by law. No payment shall be made for work, labor, materials or services provided under the Contract for the Work unless and until the Registrar of Contractors verifies to the District that the Bidder awarded the Contract is properly and duly licensed to perform the Work.

**5. Contract Time.** The date(s) for completion of portions of the Work, if applicable, and for achieving Substantial Completion of the Work shall be achieved as set forth in the Special Conditions. Failure to complete designated portions of the Work within the time(s) established in the Special Conditions and/or failure to achieve Substantial Completion of the Work within the Contract Time established in the Special Conditions shall subject the Contractor to assessment of Liquidated Damages as set forth in the Special Conditions.

**6. Labor Compliance Program (AB 1506).** The District has established a Labor Compliance Program ("LCP") pursuant to Labor Code §1771.5. The Contractor awarded the Contract for the Work shall comply with the LCP and provisions of the Contract Documents relating to implementation, compliance with, and enforcement of the LCP. This project is subject to compliance monitoring and enforcement by the Department of Industrial Relations.

**7. Bid Security.** Each Bid Proposal shall be accompanied by Bid Security in an amount not less than ten percent (10%) of the maximum amount of the Bid Proposal, inclusive of any additive Alternate Bid Item(s). Failure of any Bid Proposal to be accompanied by Bid Security in the form and in the amount required shall render such Bid Proposal to be non-responsive and rejected by the District.

**8. No Withdrawal of Bid Proposals.** Bid Proposals shall not be withdrawn by any Bidder for a period of sixty (60) days after the opening of Bid Proposals. During this time, all Bidders shall guarantee prices quoted in their respective Bid Proposals.

**9. Job-Walk.** The District will conduct **Mandatory** Job Walks on each Campus. **Bidders must attend one of the two the Mandatory Job Walks scheduled:**

**Tuesday, October 8, 2019, beginning at 10:00 AM. Bidders are to meet at Las Positas College at the Maintenance & Operations Department – Bldg. 3100, 3000 Campus Hill Drive, Livermore, CA 94551**

**Wednesday, October 9, 2019, beginning at 10:00 AM. Bidders are to meet at Chabot College, at the Maintenance & Operations Department – Bldg. 3000, 25555 Hesperian Blvd., Hayward, California 94545**

Campus maps are available at [www.laspositascollege.edu](http://www.laspositascollege.edu) and [www.chabotcollege.edu](http://www.chabotcollege.edu). Attendance at one of the two Job Walks is mandatory. If a Bid Proposal is submitted by a Bidder whose representative(s) did not attend the entirety of either Mandatory Job Walk, such bid will be rejected by the District as being non-responsive.

**10. Substitute Security.** In accordance with the provisions of California Public Contract Code §22300, substitution of eligible and equivalent securities for any monies withheld by the District to ensure the Contractor's performance under the Contract will be permitted at the request and expense of the Contractor and in conformity with California Public Contract Code §22300. The foregoing notwithstanding, the Bidder to whom the Contract is awarded shall submit its written request to the District to permit the

substitution of securities for retention under California Public Contract Code §22300 prior to the submission of its first Application for Progress Payment. The failure of such Bidder to make such written request to the District prior to submission of its first Application for Progress Payment shall be deemed a waiver of the Bidder's rights under California Public Contract Code §22300.

**11. Waiver of Irregularities.** The District reserves the right to reject any or all Bid Proposals or to waive any irregularities or informalities in any Bid Proposal or in the bidding.

**12. Award of Contract.** The Contract for the Work, if awarded, will be by action of the District's Board of Trustees to the responsible and responsive Bidder submitting the lowest priced Bid Proposal. If Alternate Bid Items are included in the bidding, the lowest total priced Bid Proposal will be determined on the basis of the Base Bid Proposal (only) in accordance with the applicable provisions of the Instructions for Bidders.

**CHABOT-LAS POSITAS COMMUNITY COLLEGE DISTRICT**

Publication Dates:

**September 27, 2019  
October 4, 2019**

**ADVERTISEMENT**

**NOTICE TO BIDDERS**

Notice is hereby given that the Chabot-Las Positas Community College District, State of California, hereby calls for sealed bids, Safe Schools Lock Projects – Chabot College and Las Positas College, BID NO.: B19/20-08 to be delivered to the Contract Manager, 7600 Dublin Blvd., Dublin, CA 94568 until Thursday, October 30, 2019 at 2:00 p.m. at which time and place said bids will be opened. Faxed or emailed bids will not be accepted.

There will be a Mandatory, Pre-Bid Job Walk on each Campus. Bidder must attend one of the two the Mandatory Job Walks scheduled:

Tuesday, October 8, 2019, beginning at 10:00 AM. Bidders are to meet at Las Positas College, at the Maintenance & Operations Bldg. 3100, 3000 Campus Hill Drive, Livermore, CA 94551

Wednesday, October 9, 2019, beginning at 10:00 AM. Bidders are to meet at Chabot College, Maintenance & Operations Building 3000, 25555 Hesperian Blvd, Hayward, California 94545

Campus maps are available at [www.laspositascollege.edu](http://www.laspositascollege.edu) and [www.chabotcollege.edu](http://www.chabotcollege.edu). Attendance at one of the two Job Walks is mandatory. If a Bid Proposal is submitted by a Bidder whose representative(s) did not attend the entirety of either Mandatory Job Walk, such bid will be rejected by the District as being non-responsive.

No contractor or subcontractor may be listed on a bid proposal for a public works project unless registered with the Department of Industrial Relations pursuant to Labor Code section 1725.5.

Bids shall be presented in accordance with the specifications for the same, which are on file with the Purchasing and Warehouse Services Manager at the office address listed above. Bid specifications will be available by Wednesday, September 25, 2019 at the District's website: <http://www.clpccd.org/business/open.php>

No contractor or subcontractor may be awarded a contract for public work on a public works project unless registered with the Department of Industrial Relations pursuant to Labor Code section 1725.5.

Inquiries regarding this bid should be directed to office of the Contract Manager, Marie Hampton at [mhampton@clpccd.org](mailto:mhampton@clpccd.org) and in the subject line reference Bid No. B19/20-08 on all email inquiries.

The Board of Trustees reserves the right to reject any and all bids and any and all items of such bids. This bid shall also be subject to any and all applicable laws, regulations and standards. This project is subject to compliance monitoring and enforcement by the Department of Industrial Relations.

For more information, please refer to the Facilities Measure B Program Website at: <http://www.clpccd.org/business/open.php>.

**THIS PAGE INTENTIONALLY BLANK**

## INSTRUCTIONS FOR BIDDERS

1. **Preparation and Submittal of Bid Proposal.**
  - 1.1 **Bid Proposal Preparation.** All information required by the bid forms must be completely and accurately provided. Numbers shall be stated in both words and figures where so indicated in the bid forms; conflicts between a number stated in words and in figures are governed by the words. Partially completed Bid Proposals or Bid Proposals submitted on other than the bid forms included herein are non-responsive and will be rejected. Bid Proposals not conforming to these Instructions for Bidders and the Notice to Contractors Calling for Bids (“Call for Bids”) may be deemed non-responsive and rejected.
  - 1.2 **Bid Proposal Submittal.** Bid Proposals shall be submitted at the place designated in the Call for Bids in sealed envelopes bearing on the outside the Bidder’s name and address along with an identification of the Work for which the Bid Proposal is submitted. Bidders are solely responsible for timely submission of Bid Proposals to the District at the place designated in the Call for Bids.
  - 1.3 **Date and Time of Bid Proposal Submittal.** The District will place a clock (“the District Clock”) in a conspicuous location at the place designated for submittal of Bid Proposals. For purposes of determining the time that a Bid Proposal is submitted, the District Clock shall be controlling. The foregoing notwithstanding, whether or not Bid Proposals are opened exactly at the time fixed in the Call for Bids, no Bid Proposals shall be received or considered by the District after it has commenced the public opening and reading of Bid Proposals; Bid Proposals submitted after such time are non-responsive and will be returned to the Bidder unopened.
2. **Bid Security.** Each Bid Proposal shall be accompanied by Bid Security in the form of: (a) cash, (b) a certified or cashier’s check made payable to the District or (c) a Bid Bond, in the form and content attached hereto, in favor of the District executed by the Bidder as a principal and a Surety as surety (the “Bid Security”) in an amount not less than the percentage of the maximum amount of the Bid Proposal. Any Bid Proposal submitted without the required Bid Security is non-responsive and will be rejected. If the Bid Security is in the form of a Bid Bond, the Bidder’s Bid Proposal shall be deemed responsive only if the Bid Bond is in the form and content included herein and the Surety is an Admitted Surety Insurer under Code of Civil Procedure §995.120.
3. **Documents Accompanying Bid Proposal; Signatures.** The Bid Proposal must be submitted with: Bid Security, Subcontractors List, Statement of Qualifications, Certification of Pre-Bid Site Visit, Public Works Contractor Registration Certification Form and Non-Collusion Affidavit. The Bid Proposal, Statement of Qualifications and the Non-Collusion Affidavit shall be executed by an individual duly authorized to execute the same on behalf of the Bidder.
4. **Modifications.** Changes to the bid forms which are not specifically called for or permitted may result in the District’s rejection of the Bid Proposal as being non-responsive. No oral or telephonic modification of any submitted Bid Proposal will be considered. A written modification may be considered only if actually received by the District prior to the scheduled closing time for receipt of Bid Proposals and the public opening thereof.
5. **Erasures; Inconsistent or Illegible Bid Proposals.** Bid Proposals must not contain any erasures, interlineations or other corrections unless the same are suitably authenticated by affixing in the margin immediately opposite such erasure, interlineations or correction the surname(s) of the person(s) signing the Bid Proposal. Any Bid Proposal not conforming to the foregoing may be deemed by the District to be non-responsive. If any Bid Proposal or portions thereof, is determined by the District to be illegible, ambiguous or inconsistent, whether by virtue of any erasures,



interlineations, corrections or otherwise, the District may reject such a Bid Proposal as being non-responsive.

6. **Examination of Site and Contract Documents.** Each Bidder shall, at its sole cost and expense, inspect the Site and to become fully acquainted with the Contract Documents and conditions affecting the Work. The failure of a Bidder to receive or examine any of the Contract Documents or to inspect the Site shall not relieve such Bidder from any obligation with respect to the Bid Proposal, or the Work required under the Contract Documents. The District assumes no responsibility or liability to any Bidder for, nor shall the District be bound by, any understandings, representations or agreements of the District's agents, employees or officers concerning the Contract Documents or the Work made prior to execution of the Contract which are not in the form of Bid Addenda duly issued by the District. The submission of a Bid Proposal shall be deemed prima facie evidence of the Bidder's full compliance with the requirements of this section.
7. **Withdrawal of Bid Proposal.** Any Bidder may withdraw its Bid Proposal by of written request actually received by the District prior to the scheduled closing time for the receipt of Bid Proposals and the District's public opening and reading of Bid Proposals. A written notice of withdrawal of a submitted Bid Proposal received after the scheduled closing time for receipt of Bid Proposals or the District's public opening and reading of Bid Proposals shall not be considered by the District, nor effective to withdraw such Bid Proposal.
8. **Agreement and Bonds.** The Agreement which the successful Bidder, as Contractor, will be required to execute along with the forms and amounts of the Labor and Material Payment Bond, Performance Bond and other documents and instruments which will be required to be furnished are included in the Contract Documents and shall be carefully examined by the Bidder.
9. **Interpretation of Drawings, Specifications or Contract Documents.** Any Bidder in doubt as to the true meaning of any part of the Contract Documents; finds discrepancies, errors or omissions therein; or finds variances in any of the Contract Documents with applicable rules, regulations, ordinances and/or laws, a written request for an interpretation or correction thereof may be submitted to the District. It is the sole and exclusive responsibility of the Bidder to submit such request not less than three (3) days prior to the scheduled closing date for the receipt of Bid Proposals. Interpretations or corrections of the Contract Documents will be by written addendum issued by the District or the Architect. A copy of any such addendum will be mailed, faxed, emailed or delivered to each Bidder receiving a set of the Contract Documents. No person is authorized to render an oral interpretation or correction of any portion of the Contract Documents to any Bidder, and no Bidder is authorized to rely on any such oral interpretation or correction. Failure to request interpretation or clarification of any portion of the Contract Documents pursuant to the foregoing is a waiver of any discrepancy, defect or conflict therein.
10. **District's Right to Modify Contract Documents.** Before the public opening and reading of Bid Proposals, the District may modify the Work, the Contract Documents, or any portion(s) thereof by the issuance of written addenda disseminated to all Bidders who have obtained a copy of the Specifications, Drawings and Contract Documents pursuant to the Call for Bids. If the District issues any addenda during the bidding, the failure of any Bidder to acknowledge such addenda in its Bid Proposal will render the Bid Proposal non-responsive and rejected.
11. **Non-Collusion Affidavit.** No person, firm, corporation or other entity shall submit or be interested in more than one Bid Proposal for the same Work; provided, however, that a person, firm or corporation that has submitted a sub-proposal to a Bidder or who has quoted prices for materials to a Bidder is not thereby disqualified from submitting a sub-proposal, quoting prices to other Bidders or submitting a Bid Proposal for the proposed Work to the District. The form of Non-Collusion Affidavit included in the Contract Documents must be completed and duly executed on behalf of the Bidder; failure of a Bidder to submit a completed and executed Non-Collusion Affidavit with its Bid Proposal will render the Bid Proposal non-responsive.

## 12. Award of Contract.

- 12.1 Waiver of Irregularities or Informalities.** The District reserves the right to reject any and all Bid Proposals or to waive any irregularities or informalities in any Bid Proposal or in the bidding.
- 12.2 Award to Lowest Responsive and Responsible Bidder.** The award of the Contract, if made by the District through action of its Board of Trustees, will be to the responsible Bidder submitting the lowest priced responsive Bid Proposal on the basis of the Base Bid Proposal, in accordance with these Instructions for Bidders.
- 12.3 Selection of Alternate Bid Items.** The selection of Alternate Bid Items for inclusion in the scope of the Work of the Contract to be awarded at the discretion of the District.
- 12.4 Alternate Bid Items Not Included in Award of Contract.** Bidders are referred to the provisions of the Contract Documents permitting the District, during performance of the Work, to add or delete from the scope of the Work any or all of the Alternate Bid Items with the cost or credit of the same being the amount(s) set forth by in the Alternate Bid Items Proposal.
- 12.5 Responsive Bid Proposal.** A responsive Bid Proposal shall mean a Bid Proposal which conforms, in all material respects, to the Bid and Contract Documents.
- 12.6 Responsible Bidder.** A responsible Bidder is a Bidder who has the capability in all respects, to perform fully the requirements of the Contract Documents and the moral and business integrity and reliability, which will assure good faith performance. In determining responsibility, the following criteria will be considered: (i) the ability, capacity and skill of the Bidder to perform the Work of the Contract Documents; (ii) whether the Bidder can perform the Work promptly and within the time specified, without delay or interference; (iii) the character, integrity, reputation, judgement, experience and efficiency of the Bidder; (iv) the quality of performance of the Bidder on previous contracts, by way of example only, the following information will be considered: (a) the administrative, consultant or other cost overruns incurred by the District on previous contracts with the Bidder; (b) the Bidder's compliance record with contract general conditions on other projects; (c) the submittal by the Bidder of excessive and/or unsubstantiated extra cost proposals and claims on other projects; (d) the Bidder's record for completion of work within the contract time and the Bidder's compliance with the scheduling and coordination requirements on other projects; (e) the Bidder's demonstrated cooperation with the District and other contractors on previous contracts; (f) whether the work performed and materials furnished on previous contracts was in accordance with the Contract Documents; (v) the previous and existing compliance by the Bidder with laws and ordinances relating to contracts; (vi) the sufficiency of the financial resources and ability of the Bidder to perform the work of the Contract Documents; (vii) the quality, availability and adaptability of the goods or services to the particular use required; (viii) the ability of the Bidder to provide future maintenance and service for the warranty period of the Contract; (ix) whether the Bidder is in arrears on debt or contract or is a defaulter on any surety bond; (x) such other information as may be secured by the District having a bearing on the decision to award the Contract, to include without limitation the ability, experience and commitment of the Bidder to properly and reasonably plan, schedule, coordinate and execute the Work of the Contract Documents and whether the Bidder has ever been debarred from bidding or found ineligible for bidding on any other projects. The ability of a Bidder to provide the required bonds will not of itself demonstrate responsibility of the Bidder.

## 13. Subcontractors.

- 13.1 Designation of Subcontractors; Subcontractors List.** Each Bidder shall submit a list of its proposed Subcontractors for the proposed Work as required by the Subletting and Subcontracting Fair Practices Act (California Public Contract Code §§4100 et seq.) on the form furnished. The failure of any Bid Proposal to include all information required by the Subcontractors List will result in rejection of the Bid Proposal for non-responsiveness. Each Subcontractor shall maintain annual compliance with Senate Bill 854 and Workers Compensation/Employers Liability Insurance and Commercial General Liability Insurance as required by the Contract.
- 13.2 Work of Subcontractors.** All Bidders are referred to the Contract Documents and the notation therein that all Contract Documents are intended to be complimentary and that the organization or arrangements of the Specifications and Drawings shall not limit the extent of the Work of the Contract Documents. Accordingly, all Bidders are encouraged to disseminate all of the Specifications, Drawings and other Contract Documents to all persons or entities submitting sub-bids to the Bidder. The omission of any portion or item of Work from the Bid Proposal or from the sub-bidders' sub-bids which is/are necessary to produce the intended results and/or which are reasonably inferable from the Contract Documents is not a basis for adjustment of the Contract Price or the Contract Time. Dissemination of the Contract Documents to sub-bidders and dissemination of addenda issued during the bidding process is solely the responsibility of each Bidder.
- 13.3 Subcontractor Bonds.** In accordance with California Public Contract Code §4108, if a Bidder requires a bond or bonds of its Subcontractor(s), whether the expense of procuring such bond or bonds are to be borne by the Bidder or the Subcontractor(s), such requirements shall be specified in the Bidder's written or published request for sub-bids. Failure of the Bidder to comply with these requirements shall preclude the Bidder from imposing bonding requirements upon its Subcontractor(s) or rejection of a Subcontractor's bid under California Public Contract Code §4108(b).
- 14. Workers' Compensation Insurance.** Pursuant to California Labor Code §3700, the successful Bidder shall secure Workers' Compensation Insurance for its employees engaged in the Work of the Contract. The successful bidder shall sign and deliver to the District the following certificate prior to performing any of the Work under the Contract:
- "I am aware of the provisions of §3700 of the California Labor Code which require every employer to be insured against liability for worker's compensation or to undertake self-insurance in accordance with the provisions of that Code and I will comply with such provisions before commencing the performance of the Work of the Contract."
- The form of such Certificate is included as part of the Contract Documents.
- 15. Bid Security Return.** The Bid Security of the three or more low Bidders, the number being solely at the discretion of the District, will be held by the District for ten (10) days after the period for which Bid Proposals must be held open (which is set forth in the Call for Bids) or until posting by the successful Bidder(s) of the bonds, certificates of insurance required and return of executed copies of the Agreement, whichever first occurs, at which time the Bid Security of such other Bidders will be returned to them.
- 16. Forfeiture of Bid Security.** If the Bidder awarded the Contract fails or refuses to execute the Agreement within ten (10) calendar days from the date of receiving notification that it is the Bidder to whom the Contract has been awarded, the District may declare the Bidder's Bid Security forfeited as damages caused by the failure of the Bidder to enter into the Contract and may thereupon award the Contract for the Work to the responsible Bidder submitting the next lowest Bid Proposal or may call for new bids, in its sole and exclusive discretion.

17. **Contractor's License.** No Bid Proposal will be considered from a Bidder who, at the time Bid Proposals are opened, is not licensed to perform the Work, in accordance with the Contractors License Law, California Business & Professions Code §§7000 et seq. This requirement is not a mere formality and will not be waived by the District or its Board of Trustees. The required California Contractor's License classification(s) for the Work is/are set forth in the Call for Bids.
18. **Anti-Discrimination.** It is the policy of the District that there is no discrimination against any prospective or active employee engaged in the Work because of race, color, ancestry, national origin, religious creed, sex, age or marital status. All Bidders agree to comply with the District's anti-discrimination policy and all applicable Federal and California anti-discrimination laws including but not limited to the California Fair Employment & Housing Act beginning with California Government Code §§12940 et seq. and California Labor Code §1735. In addition, all Bidders agree to require like compliance by any Subcontractor employed by them on the Work of the Contract.
19. **Bidder's Qualifications.** Each Bidder shall submit with its Bid Proposal the form of Statement of Bidder's Qualifications, which is included within the Contract Documents. All information required by Statement of Bidder's Qualifications shall be completely and fully provided. Any Bid Proposal not accompanied by the Statement of Bidder's Qualifications completed with all information required and bearing the signature of the Bidder's duly authorized representative under penalty of perjury will render the Bid Proposal non-responsive and rejected. If the District determines that any information provided by a Bidder in the Statement of Bidder's Qualifications is false or misleading, or is incomplete so as to be false or misleading, the District may reject the Bid Proposal submitted by such Bidder as being non-responsive.
20. **Job-Walk.** The District will conduct a Job-Walk at the time(s) and place(s) designated in the Call for Bids. The District may, in its sole and exclusive discretion, elect to conduct one or more Job-Walk(s) in addition to that set forth in the Call for Bids, in which event the District shall notify all Bidders who have theretofore obtained the Contract Documents pursuant to the Call for Bids of any such additional Job-Walk. If the District elects to conduct any Job-Walk in addition to that set forth in the Call for Bids, the District shall, in its notice of any such additional Job-Walk(s), indicate whether Bidders' attendance at such additional Job-Walk(s) is/are mandatory. If attendance at the Job Walk is indicated in the Call for Bids as being mandatory, the failure of any Bidder to have its authorized representative present at the entirety of the Job-Walk will render the Bid Proposal of such Bidder to be non-responsive. Where the Job-Walk is mandatory, a Bidder may have more than one authorized representative and/or representatives of its Subcontractors present at the Job-Walk; provided, however that attendance by representatives of the Bidder's Subcontractors without attendance by a representative of the Bidder shall not be sufficient to meet the Bidder's obligations hereunder and will render the Bid Proposal of such Bidder to be non-responsive. The District will reject the Bid Proposal of a Bidder who obtains the Bid and Contract Documents after the date of the Mandatory Job-Walks set forth in the Call for Bids unless a Job-Walk is requested by such Bidder and a Job-Walk is conducted by the District in accordance with the following provisions. The District may, in its sole and exclusive discretion, conduct such requested Job-Walk taking into consideration factors such as the time remaining prior to the scheduled opening of Bid Proposals. Any such requested Job Walk will be conducted only upon the requesting Bidder's agreement to reimburse the District for the actual and/or reasonable costs for the District's staff and its agents and representatives in arranging for and conducting such additional Job-Walk.
21. **Public Records.** Bid Proposals and other documents responding to the Call for Bids become the exclusive property of the District upon submittal to the District. At such time as the District issues the Notice of Intent to award the Contract pursuant to these Instructions for Bidders, all Bid Proposals and other documents submitted in response to the Call for Bids become a matter of public record and shall be thereupon be considered public records, except for information contained in such Bid Proposals deemed to be Trade Secrets (as defined in California Civil Code §3426.1) and information provided in response to the Statement of Qualifications. A Bidder that

indiscriminately marks all or most of its Bid Proposal as exempt from disclosure as a public record, whether by the notations of "Trade Secret," "Confidential," "Proprietary," or otherwise, may result render the Bid Proposal non-responsive and rejected. The District is not liable or responsible for the disclosure of such records, including those exempt from disclosure if disclosure is deemed required by law, by an order of Court, or which occurs through inadvertence, mistake or negligence on the part of the District or its officers, employees or agents. At such time as Bid Proposals are deemed a matter of public record, pursuant to the above, any Bidder or other party shall be afforded access for inspection and/or copying of such Bid Proposals, by request made to the District in conformity with the California Access to Public Records Act, California Government Code §§6250, et. seq. If the District is required to defend or otherwise respond to any action or proceeding wherein request is made for the disclosure of the contents of any portion of a Bid Proposal deemed exempt from disclosure hereunder, the Bidder submitting the materials sought by such action or proceeding agrees to defend, indemnify and hold harmless the District in any action or proceeding from and against any liability, including without limitation attorneys' fees arising therefrom. The party submitting materials sought by any other party shall be solely responsible for the cost and defense in any action or proceeding seeking to compel disclosure of such materials; the District's sole involvement in any such action shall be that of a stakeholder, retaining the requested materials until otherwise ordered by a court of competent jurisdiction.

22. **Drug Free Workplace Certificate.** In accordance with California Government Code §§8350 et seq., the Drug Free Workplace Act of 1990, the successful Bidder will be required to execute a Drug Free Workplace Certificate concurrently with execution of the Agreement. The successful Bidder will be required to implement and take the affirmative measures outlined in the Drug Free Workplace Certificate and in California Government Code §§8350 et seq. Failure of the successful Bidder to comply with the measures outlined in the Drug Free Workplace Certificate and in California Government Code §§8350 et seq. may result in penalties, including without limitation, the termination of the Agreement, the suspension of any payment of the Contract Price otherwise due under the Contract Documents and/or debarment of the successful Bidder.
23. **Public Works Contractor Registration Certificate.** Pursuant to California Senate Bill 854, the qualified Contractor shall be registered with the California's Department of Industrial Relations (DIR) and its subcontractors who intend to bid or perform work on any public works project, as defined under Labor Code Section 1720. The qualified Contractor shall sign and deliver to the District the form of Public Works Contractor Registration Certification included with the Contract Documents.
24. **Compliance with Immigration Reform and Control Act of 1986.** The Bidder is solely and exclusively responsible for employment of individuals for the Work of the Contract in conformity with the Immigration Reform and Control Act of 1986, 8 USC §§1101 et seq. (the "IRCA"); the successful Bidder shall also require that any person or entity employing labor in connection with any of the Work of the Contract shall so similarly comply with the IRCA.
25. **Notice of Intent to Award Contract.** Following the public opening and reading of Bid Proposals, the District will issue a Notice of Intent to Award the Contract, identifying the Bidder to whom the District intends to award the Contract and the date/time/place of the District's Board of Trustees meeting at which award of the Contract will be considered.
26. **Bid Protest.** Any Bidder submitting a Bid Proposal to the District may file a protest of the District's intent to award the Contract provided that each and all of the following are complied with:
  - (i) The bid protest is in writing;
  - (ii) The bid protest is filed and received by the District's Vice-Chancellor, Facilities Planning and Management not more than five (5) calendar days following the date of issuance of the District's Notice of Intent to Award the Contract; and

- (iii) The written bid protest sets forth, in detail, all grounds for the bid protest, including without limitation all facts, supporting documentation, legal authorities and argument in support of the grounds for the bid protest; any matters not set forth in the written bid protest shall be deemed waived. All factual contentions must be supported by competent, admissible and creditable evidence.

Any bid protest not conforming to the foregoing shall be rejected by the District as invalid. Provided that a bid protest is filed in strict conformity with the foregoing, the District's Vice-Chancellor, Facilities Planning and Management or such individual(s) as may be designated by him/her, shall review and evaluate the basis of the bid protest. Either, the District's Vice-Chancellor, Facilities Planning and Management or other individual designated by him/her shall provide the bidder submitting the bid protest with a written statement concurring with or denying the bid protest. The District's Board of Trustees will render a final determination and disposition of a bid protest by taking action to adopt, modify or reject the disposition of a bid protest as reflected in the written statement of the District's Vice-Chancellor, Facilities Planning and Management or his/her designee. Action by the District's Board of Trustees relative to a bid protest shall be final and not subject to appeal or reconsideration by the District's Vice-Chancellor, Facilities Planning and Management any other employee or officer of the District or the District's Board of Trustees. The rendition of a written statement by the District's Vice-Chancellor, Facilities Planning and Management (or his/her designee) and action by the District's Board of Trustees to adopt, modify or reject the disposition of the bid protest reflected in such written statement shall be express conditions precedent to the institution of any legal or equitable proceedings relative to the bidding process, the District's intent to award the Contract, the District's disposition of any bid protest or the District's decision to reject all Bid Proposals. In the event that any such legal or equitable proceedings are instituted and the District is named as a party thereto, the prevailing party(ies) shall recover from the other party(ies), as costs, all attorneys' fees and costs incurred in connection with any such proceeding, including any appeal arising therefrom.

**End of Section**

**SUBCONTRACTORS LIST**

**Bidder:** \_\_\_\_\_

**Address:** \_\_\_\_\_

**Telephone:** \_\_\_\_\_

**Fax:** \_\_\_\_\_

**Bidder's Authorized Representative(s):** \_\_\_\_\_

**PROJECT: BID NO.: B19/20-08, Safe Schools Lock Projects – Chabot College and/or Las Positas College**

| NAME OF SUBCONTRACTOR | BUSINESS LOCATION/<br>ADDRESS OF SUBCONTRACTOR | TRADE OR PORTION OF THE WORK |
|-----------------------|--|------------------------------|
|                       |  |                              |
|                       |  |                              |
|                       |  |                              |
|                       |  |                              |
|                       |  |                              |
|                       |  |                              |
|                       |  |                              |
|                       |  |                              |
|                       |  |                              |
|                       |  |                              |
|                       |  |                              |
|                       |  |                              |
|                       |  |                              |
|                       |  |                              |
|                       |  |                              |
|                       |  |                              |
|                       |  |                              |
|                       |  |                              |
|                       |  |                              |
|                       |  |                              |

**PHOTOCOPY THIS PAGE AS NECESSARY TO LIST ADDITIONAL SUBCONTRACTORS**

In accordance with Public Contract Code §4104, General Contractors submitting bids on California public projects should submit subcontractors license numbers with all bids. Pursuant to California Senate Bill 854, any subcontractor(s) who intend to bid on any public works project must be registered with the California’s Department of Industrial Relations (DIR).

**THIS PAGE INTENTIONALLY BLANK**



# NON-COLLUSION AFFIDAVIT

STATE OF CALIFORNIA )  
COUNTY OF \_\_\_\_\_)

**PROJECT: BID NO.: B19/20-08, Safe Schools Lock Projects – Chabot College and/or Las Positas College**

I, \_\_\_\_\_, being first duly sworn, deposes and says that I am  
(Typed or Printed Name)

the \_\_\_\_\_ of \_\_\_\_\_, the party  
submitting (Title) (Bidder Name)

the foregoing Bid Proposal ("the Bidder"). In connection with the foregoing Bid Proposal, the undersigned declares, states and certifies that:

1. The Bid Proposal is not made in the interest of, or on behalf of, any undisclosed person, partnership, company, association, organization or corporation.
2. The Bid Proposal is genuine and not collusive or sham.
3. The bidder has not directly or indirectly induced or solicited any other bidder to put in a false or sham bid, and has not directly or indirectly colluded, conspired, connived, or agreed with any other bidder or anyone else to put in sham bid, or to refrain from bidding.
4. The bidder has not in any manner, directly or indirectly, sought by agreement, communication, or conference with anyone to fix the bid price, or that of any other bidder, or to fix any overhead, profit or cost element of the bid price or that of any other bidder, or to secure any advantage against the public body awarding the contract or of anyone interested in the proposed contract.
5. All statements contained in the Bid Proposal and related documents are true.
6. The bidder has not, directly or indirectly, submitted the bid price or any breakdown thereof, or the contents thereof, or divulged information or data relative thereto, or paid, and will not pay, any fee to any person, corporation, partnership, company, association, organization, bid depository, or to any member or agent thereof to effectuate a collusive or sham bid.

Executed this \_\_\_\_ day of \_\_\_\_\_, 2019 at \_\_\_\_\_.  
(City, County and State)

I declare under penalty of perjury under the laws of the State of California that the foregoing is true and correct.

\_\_\_\_\_  
Signature

\_\_\_\_\_  
(Address)

\_\_\_\_\_  
Name Printed or Typed

\_\_\_\_\_  
(City, County and State)

\_\_\_\_\_  
(Area Code and Telephone Number)

(\_\_\_\_\_) (Area Code and Telephone Number)

**THIS PAGE INTENTIONALLY BLANK**

## STATEMENT OF BIDDER'S QUALIFICATIONS

### 1. Bidder's Organization

- 1.1 Form of entity of Bidder, i.e., corporation, partnership, etc. \_\_\_\_\_
- 1.1.1 If a corporation, state the following:  
State of incorporation: \_\_\_\_\_  
Date of incorporation: \_\_\_\_\_  
President/Chief Executive Officer: \_\_\_\_\_  
Secretary: \_\_\_\_\_  
Treasurer/Chief Financial Officer: \_\_\_\_\_
- 1.1.2 If a partnership, state the following:  
Type of partnership, i.e., general partnership, limited partnership: \_\_\_\_\_  
\_\_\_\_\_  
Names of all general partners, if any of the general partners are not natural persons, provide the information for each such general partner requested by Paragraphs 1.1.1, 1.1.2 and 1.1.4 as appropriate: \_\_\_\_\_  
\_\_\_\_\_  
\_\_\_\_\_
- 1.1.3 If a proprietorship, state the names of all proprietors: \_\_\_\_\_  
\_\_\_\_\_  
\_\_\_\_\_  
\_\_\_\_\_
- 1.1.4 If a joint venture, state the following  
Date of organization: \_\_\_\_\_  
Names of all joint venture members. For each member of the joint venture, provide the information requested by Paragraphs 1.1.1, 1.1.2 and 1.1.3 for each joint venture member, as applicable: \_\_\_\_\_  
\_\_\_\_\_  
\_\_\_\_\_  
\_\_\_\_\_
- 1.2 Number of years your organization has been in business as a contractor: \_\_\_\_\_
- 1.3 Number of years your organization has conducted business under its present name: \_\_\_\_\_
- 1.4 If your organization has conducted business under a name or name style different than your organization's present name, identify all prior name(s) or name style(s): \_\_\_\_\_

1.5 Your organization's Federal Tax Identification Number: \_\_\_\_\_

1.6 Your Public Works Contractor Registration Number: \_\_\_\_\_

**2. Licensing**

2.1 California Contractors License: Number: \_\_\_\_\_  
Expiration Date: \_\_\_\_\_  
Responsible Managing Employee/Officer: \_\_\_\_\_  
License Classification(s): \_\_\_\_\_

2.2 Has a claim or other demand ever been made against your organization's California Contractors License Bond? \_\_\_\_\_ Yes \_\_\_\_\_ No  
If yes, on a separate attachment, state the following: (i) the name, address and telephone number of each person or entity making claim or demand; (ii) the date of each claim or demand; (iii) the circumstances giving rise to each such claim or demand; and (iv) the disposition of each such claim or demand.

2.3 Has a complaint ever been filed against your organization's California Contractors License with the California Contractors State License Board? \_\_\_\_\_ Yes \_\_\_\_\_ No  
If yes, on a separate attachment, state the following for each complaint: (i) the name, address and telephone number of each person or entity making the complaint; (ii) the date of each complaint; (iii) the circumstances giving rise to each such complaint; and (iv) the disposition of each such complaint, including without limitation, any disciplinary or other action imposed or taken by the California Contractors State License Board as a result of any such complaint.

**3. Experience**

3.1 Categories of work (other than management/supervision) your organization typically performs with your own forces \_\_\_\_\_  
\_\_\_\_\_  
\_\_\_\_\_

3.2 On a separate attachment, list similar sized construction project completed by your organization in the past two (2) years and for each project identified, state: (i) a general description of the work performed by your organization on the project; (ii) the dollar value of the work performed or to be performed by your organization; (iii) the project owner's name, name of the project owner's representative and the address and telephone number of the owner and the project owner's representative; and (iv) the project architect's name, address, telephone number and contact person.

3.3 On a separate attachment, list all construction project your organization has in progress and for each project listed, state: (i) a general description of the work performed by your organization on the project; (ii) the dollar value of the work performed or to be performed by your organization; (iii) the project owner's name, name of the project owner's representative and the address and telephone number of the project owner and the project owner's representative; (iv) the project architect's name, address, telephone

number and contact person; (v) percent presently complete; and (vi) the current scheduled completion date.

#### 4. Performance History

- 4.1 Claims and lawsuits (if you answer yes to any of the following, you must attach details).
- 4.1.1 Have any lawsuits or other administrative, legal, arbitration or other proceedings, ever been brought or commenced against your organization or any of its principals, officers or equity owners in connection with any construction contract or construction project?  Yes  No  
If so, describe the circumstances, the amount demanded or other relief demand and the disposition of each such lawsuit or other proceeding.
- 4.1.2 Has your organization ever filed a lawsuit or commenced other administrative, legal or other proceedings in connection with any construction contract or construction project?  Yes  No  
If so, describe the circumstances, the amount demanded or other relief demand and the disposition of each such lawsuit or other proceeding.
- 4.1.3 Are there any judgements, orders, decrees or arbitration awards pending, outstanding against your organization or any of the officers, directors, employees or principals of your organization?  Yes  No  
If so, describe each such judgement, order, decree or arbitration award and the present status of the satisfaction or discharge thereof.
- 4.2 Has your organization ever refused to sign a construction contract awarded to it?  
 Yes  No  
If so, on a separate attachment, state the following: (i) describe each such contract; (ii) the owner's name, address, telephone number and contact person; and (iii) the circumstances of your refusal to sign such contract.
- 4.3 Has your organization ever failed to complete a construction contract?  Yes  No  
If so, on a separate attachment, state the following: (i) describe each such contract; (ii) the owner's name, address, telephone number and contact person; and (iii) the circumstances of your failure to complete such contract.
- 4.4 Has your organization ever been declared in default of a construction contract?  
 Yes  No  
If so, on a separate attachment, state the following: (i) describe each such contract; (ii) the owner's name, address, telephone number and contact person; and (iii) the circumstances of each such declaration of default.
- 4.5 Has any construction contract to which your organization is a party been terminated for the convenience of the project owner?  Yes  No  
If so, identify the project and project owner along with a description of the circumstances under which the convenience termination occurred.
- 4.6 Has a claim or other demand ever been asserted against any Bid Bond, Performance Bond, or Payment Bond posted by your organization in connection with any construction contract or your submittal of a bid proposal for a construction contract?

Yes  No

If so, on a separate attachment, state the following: (i) the name, address, telephone number and contact person for each claimant; (ii) the date upon which each such demand or claim was made; and (iii) the disposition of each such demand or claim.

4.7 Has your organization or any predecessor to your organization been charged with a violation of the California False Claims Act or similar federal statute within the past ten (10) years?

Yes  No

If yes, on a separate attachment, provide the following: (i) a detailed description of the circumstances upon which charges were based; (ii) the public agency involved, including name, address, telephone and email address of contact person(s) at such public agency; and (iii) disposition of such charges.

4.8 Has any individual or entity who owns ten percent (10%) or more of the equity interest of your organization been an equity owner of ten percent (10%) or more of the equity interest of any other entity or organization, within the past ten (10) years, which has been charged with a violation of the California False Claims Act or similar federal statute within the past ten (10) years?

Yes  No

If yes, on a separate attachment, provide the following: (i) the name(s) of each such other entity or organization; (ii) a detailed description of the circumstances upon which charges were based; (iii) the public agency involved, including name, address, telephone and email address of contact person(s) at such public agency; and (iv) disposition of such charges.

4.9 Has any individual or entity who owns ten percent (10%) or more of the equity interest of your organization been charged with a violation of the California False Claims Act or similar federal statute within the past ten (10) years?

Yes  No

If yes, on a separate attachment, provide the following: (i) the name of such individual(s) or entity(ies); (ii) a detailed description of the circumstances upon which charges were based; (iii) the public agency involved, including name, address, telephone and email address of contact person(s) at such public agency; and (iv) disposition of such charges.

**5. References** (Include name, contact person, telephone/telecopier and address for each reference provided):

5.1 Trade References (three (3) minimum)

\_\_\_\_\_  
\_\_\_\_\_  
\_\_\_\_\_

5.2 Bank References

\_\_\_\_\_  
\_\_\_\_\_  
\_\_\_\_\_

5.3 Public Works Inspectors of Record (K-12 or community college project)

\_\_\_\_\_  
\_\_\_\_\_  
\_\_\_\_\_

5.4 Owner references (three (3) minimum, preferably California K-12 school districts and/or California community college districts)

\_\_\_\_\_  
\_\_\_\_\_  
\_\_\_\_\_

**6. Accuracy and Authority**

The undersigned is duly authorized to execute this Statement of Bidders Qualifications under penalty of perjury on behalf of the Bidder. The undersigned warrants and represents that he/she has personal knowledge of each of the responses to this Statement of Bidder’s Qualifications and/or that he/she has conducted all necessary and appropriate inquiries to determine the truth, completeness and accuracy of responses to this Statement of Bidder’s Qualifications.

The undersigned declares and certifies that the responses to this Statement of Bidder’s Qualifications are complete and accurate; there are no omissions of material fact or information that render any response to be false or misleading and there are no misstatements of fact in any of the responses.

Executed this \_\_\_ day of \_\_\_\_\_ 2019 at \_\_\_\_\_  
(City and State)

I declare under penalty of perjury under California law that the foregoing is true and correct.

\_\_\_\_\_  
(Signature)

\_\_\_\_\_  
(Typed or written name)

**THIS PAGE INTENTIONALLY BLANK**



## BID BOND

**KNOW ALL MEN BY THESE PRESENTS** that we, \_\_\_\_\_, as Surety and \_\_\_\_\_, as Principal, are jointly and severally, along with their respective heirs, executors, administrators, successors and assigns, held and firmly bound unto **CHABOT-LAS POSITAS COMMUNITY COLLEGE DISTRICT**, hereinafter "the Obligee," for payment of the penal sum hereof in lawful money of the United States, as more particularly set forth herein.

### THE CONDITION OF THIS OBLIGATION IS SUCH THAT:

**WHEREAS**, the Principal has submitted the accompanying Bid Proposal to the Obligee for the Work commonly described as the **BID NO.: B19/20-08, Safe Schools Lock Projects – Chabot College and/or Las Positas College**,

**WHEREAS**, subject to the terms of this Bond, the Surety is firmly bound unto the Obligee in the penal sum of **ten percent (10%)** of the maximum amount of the Bid Proposal submitted by the Principal to the Obligee, as set forth above.

**NOW THEREFORE**, if the Principal shall not withdraw said Bid Proposal within the period specified therein after the opening of the same, or, if no period be specified, for sixty (60) days after opening of said Bid Proposal; and if the Principal is awarded the Contract, and shall within the period specified therefor, or if no period be specified, within five (5) days after the prescribed forms are presented to him for signature, enter into a written contract with the Obligee, in accordance with the Bid Proposal as accepted and give such bond(s) with good and sufficient surety or sureties, as may be required, for the faithful performance and proper fulfillment of such Contract and for the payment for labor and materials used for the performance of the Contract, or in the event of the withdrawal of said Bid Proposal within the period specified for the holding open of the Bid Proposal or the failure of the Principal to enter into such Contract and give such bonds within the time specified, if the Principal shall pay the Obligee the difference between the amount specified in said Bid Proposal and the amount for which the Obligee may procure the required Work and/or supplies, if the latter amount be in excess of the former, together with all costs incurred by the Obligee in again calling for Bids, then the above obligation shall be void and of no effect, otherwise to remain in full force and effect.

Surety, for value received, hereby stipulates and agrees that no change, extension of time, alteration or addition to the terms of the Contract or the Call for Bids, the Work to be performed thereunder, the Drawings or the Specifications accompanying the same, or any other portion of the Contract Documents shall in no way affect its obligations under this Bond, and it does hereby waive notice of any such change, extension of time, alteration or addition to the terms of said Contract, the Call for Bids, the Work, the Drawings or the Specifications, or any other portion of the Contract Documents.

In the event suit or other proceeding is brought upon this Bond by the Obligee, the Surety shall pay to the Obligee all costs, expenses and fees incurred by the Obligee in connection therewith, including without limitation, attorneys fees.

**IN WITNESS WHEREOF**, the Principal and Surety have executed this instrument this \_\_\_\_\_ day of \_\_\_\_\_, 2019 by their duly authorized agents or representatives.

(Principal's Corporate Seal)

\_\_\_\_\_  
(Principal Name)

By: \_\_\_\_\_

\_\_\_\_\_  
(Typed or Printed Name)

Title: \_\_\_\_\_

(Surety's Corporate Seal)

\_\_\_\_\_  
(Surety Name)

By: \_\_\_\_\_  
(Signature of Surety)

(Attach Attorney-in-Fact Certificate)

\_\_\_\_\_  
(Typed or Printed Name)

(        ) \_\_\_\_\_  
(Area Code and Telephone Number of Attorney-in-Fact for Surety)

Contact name, address, telephone number and email address for notices to the Surety

\_\_\_\_\_  
(Contact Name)

\_\_\_\_\_  
(Address)

\_\_\_\_\_  
(Telephone)

\_\_\_\_\_  
(Email address)

## CERTIFICATION OF PRE-BID SITE VISIT

The Honorable Board of Trustees  
Chabot-Las Positas Community College District  
7600 Dublin Blvd., 3<sup>rd</sup> Floor  
Dublin, California 94568

**RE: BID NO.: B19/20-08, Safe Schools Lock Projects – Chabot College and/or Las Positas College**

Ladies and Gentlemen:

In connection with submitting a Bid Proposal for the Work described as BID NO.: B19/20-08, Safe Schools Lock Projects – Chabot College and Las Positas College, I visited the Site of the Work on Tuesday, October 8, 2019, at Las Positas College 3000 Campus Hill Drive, Livermore, California 94551, and/or Wednesday, October 9, 2019, at Chabot College, 25555 Hesperian Blvd., Hayward, California 94545 on behalf of \_\_\_\_\_

Bidder Name

to inspect the Site of the proposed work, which will be turned over to the Bidder, if awarded the Contract, in its present condition, with a representative of the Chabot-Las Positas Community College, in order to acquaint the Bidder with the proposed Work so that the Bidder fully understands the facilities, difficulties, and restrictions attendant to execution and completion of the Work. I have also reviewed on behalf of the Bidder, the as-built drawings and/or previous Contract Documents, site conditions and Bid Documents with District representatives and/or Contract Manager at Las Positas and Chabot Colleges.

I certify all conditions provided for my review and their effect on the Work as called for in the Contract Documents are included and accounted for in the Bid Proposal amounts submitted to the District.

I understand that a Bidder who fails to submit this Certification of Pre-Bid Site Visit, fully executed, with the Bidder's Bid Proposal form, will result in rejection of the Bid Proposal for non-responsiveness.

\_\_\_\_\_  
Name of Bidder

\_\_\_\_\_  
Authorized Signatory

\_\_\_\_\_  
Address  
\_\_\_\_\_  
\_\_\_\_\_

\_\_\_\_\_  
Phone Number

\_\_\_\_\_  
Date

**THIS PAGE INTENTIONALLY BLANK**

# BID PROPOSAL

TO: **CHABOT-LAS POSITAS COMMUNITY COLLEGE DISTRICT**, a California Community College District, acting by and through its Board of Trustees (“the District”).

FROM:

\_\_\_\_\_

(Name of Bidder)

\_\_\_\_\_

(Address)

\_\_\_\_\_

(City, State, Zip Code)

\_\_\_\_\_

(Telephone/Fax)

\_\_\_\_\_

(E-Mail Address of Bidder’s Representative(s))

\_\_\_\_\_

(Name(s) of Bidder’s Authorized Representative(s))

**1. Bid Proposal**

|              |  |              |
|--------------|--|--------------|
| LPC.1.       | Bid Amount – Las Positas College                     | \$           |
| LPC.2.       | Owner’s Unspecified Allowance – Las Positas College  | \$ 10,000.00 |
| <b>LPC.3</b> | <b>Total Base Bid Amount (Line LPC1 – Line LPC2)</b> |              |
| CC.1.        | Bid Amount – Chabot College                          |              |
| CC.2.        | Owner’s Unspecified Allowance – Chabot College       | \$ 10,000.00 |
| <b>CC.3</b>  | <b>Total Base Bid Amount (Line CC1 – Line CC2)</b>   |              |
|              |  |              |

**1.1 Bid Proposal Amount.** The undersigned Bidder proposes and agrees to perform the Contract including, without limitation, providing and furnishing any and all of the labor, tools, equipment and services necessary to complete in a workmanlike manner all of the Work and other obligations required by the Contract Documents for the Las Positas College Project for the sum of

\_\_\_\_\_ Dollars  
 (\$ \_\_\_\_\_) (Line LPC.3 of Table above) and/or for the Chabot College sum of

\_\_\_\_\_ Dollars  
 (\$ \_\_\_\_\_) (Line CC.3 of Table above). The Bidder confirms

that it has checked all of the above figures and understands that neither the District nor any of its agents, employees or representatives shall be responsible for any errors or omissions on the part of the undersigned Bidder in preparing and submitting this Bid Proposal. The Bidder confirms that the bid proposal includes the Owner's Non-Specified Allowance in the amount of **Ten Thousand Dollars and No Cents (\$10,000.00)**.

- 1.2 Owner's Unspecified Allowance.** Bidder shall include in Bid Proposal the stipulated sum of **Ten Thousand Dollars (\$10,000.00)** for unspecified work to be performed ONLY at the determination and direction of the District. Work performed at the determination and direction of the District under this Allowance shall be documented by Contractor and submitted to Construction Manager per the requirements specified in Article 9 of the General Conditions. Contractor shall include a separate line item in Contractor's Schedule of Values as "Allowance" with the value of **Ten Thousand Dollars (\$10,000.00)**. At closeout of Contract, any funds remaining in the Allowance shall be credited to Owner through a Change Order.
- 1.3 Acknowledgment of Bid Addenda.** The Bidder confirms that this Bid Proposal incorporates and is inclusive of, all items or other matters contained in Bid Addenda issued by or on behalf of the District.

\_\_\_\_\_ **Addenda Nos.** \_\_\_\_\_ received, acknowledged  
(initial) and incorporated into this Bid Proposal.

- 2. Documents Accompanying Bid.** The Bidder has submitted with this Bid Proposal the following: (a) Bid Security; (b) Subcontractors List; (c) Statement of Qualifications; (d) Certification of Pre-Bid Site Visit; (e) Non-Collusion Affidavit; and (f) Public Works Contractor Registration Certification Form. The Bidder acknowledges that if this Bid Proposal and the foregoing documents are not fully in compliance with applicable requirements set forth in the Call for Bids, the Instructions for Bidders and in each of the foregoing documents, the Bid Proposal may be rejected as non-responsive.
- 3. Award of Contract.** If the Bidder submitting this Bid Proposal is awarded the Contract (s), the undersigned will execute and deliver to the District the Contract(s) in the form attached hereto within ten (10) days after notification of award of the Contract. Concurrently with delivery of the executed Agreement to the District, the Bidder awarded the Contract shall deliver to the District: (a) Certificates of Insurance evidencing all insurance coverages required under the Contract Documents; (b) the Performance Bond; (c) the Labor and Material Payment Bond; (d) the Certificate of Workers' Compensation Insurance; and (e) the Drug-Free Workplace Certificate. Failure of the Bidder awarded the Contract to strictly comply with the preceding may result in the District's rescission of the award of the Contract and/or forfeiture of the Bidder's Bid Security. In such event, the District may, in its sole and exclusive discretion elect to award the Contract to the responsible Bidder submitting the next lowest Bid Proposal, or to reject all Bid Proposals.
- 4. Contractor's License.** The undersigned Bidder is currently and duly licensed in accordance with the California Contractors License Law, California Business & Professions Code §§7000 et seq., under the following classification(s) \_\_\_\_\_ bearing License Number(s) \_\_\_\_\_, with expiration date(s) of \_\_\_\_\_. The Bidder certifies that: (a) it is duly licensed, in the necessary class(es), for performing the Work of the Contract Documents; (b) that such license shall be in full force and effect throughout the duration of the performance of the Work under the Contract

Documents; and (c) that all Subcontractors providing or performing any portion of the Work shall be so properly licensed to perform or provide such portion of the Work.

- 5. Acknowledgment and Confirmation.** The undersigned Bidder acknowledges its receipt, review and understanding of the Drawings, the Specifications and other Contract Documents pertaining to the proposed Work. The undersigned Bidder certifies that the Contract Documents are, in its opinion, adequate, feasible and complete for providing, performing and constructing the Work in a sound and suitable manner for the use specified and intended by the Contract Documents. The undersigned Bidder certifies that it has, or has available, all necessary equipment, personnel, materials, facilities and technical and financial ability to complete the Work for the amount bid herein within the Contract Time and in accordance with the Contract Documents.

By: \_\_\_\_\_

(Signature)

(Corporate Seal)

\_\_\_\_\_  
(Typed or Printed Name)

Title: \_\_\_\_\_

**THIS PAGE INTENTIONALLY BLANK**



## AGREEMENT

**THIS AGREEMENT** is made this \_\_\_\_ day of \_\_\_\_\_, 2019, in the City of Dublin, County of Alameda, State of California, by and between **CHABOT-LAS POSITAS COMMUNITY COLLEGE DISTRICT**, a California Community College District hereinafter "District" and \_\_\_\_\_ ("Contractor") doing business at \_\_\_\_\_.

**WITNESSETH**, that the District and the Contractor in consideration of the mutual covenants contained herein agree as follows:

1. **The Work.** Within the Contract Time and for the Contract Price, subject to adjustments thereto pursuant to the Contract Documents, the Contractor shall perform and provide all necessary labor, materials, tools, equipment, utilities, services and transportation to complete in a workmanlike manner all of the Work required in connection with the work of improvement commonly referred to as **B19/20-08, Safe Schools Lock Projects – Chabot College and/or Las Positas College**. Contractor shall complete all Work covered by the Contract Documents, including without limitation, the Drawings and Specifications prepared by Shannon Leigh and other Contract Documents enumerated in Article 5 below, along with all modifications and addenda thereto issued in accordance with the Contract Documents.
2. **Contract Time.** The Work shall be commenced on the date stated in the District's Notice to Proceed; the Contractor shall achieve Substantial Completion of the Work within the Contract Time set forth in the Contract Documents.
3. **Contract Price.** The District shall pay the Contractor as full consideration for the Contractor's full, complete and faithful performance of the Contractor's obligations under the Contract Documents, subject to adjustments of the Contract Price in accordance with the Contract Documents, the Contract Price of \_\_\_\_\_ Dollars (\$ \_\_\_\_\_), which includes the Owner's Non-Specified Allowance of \$10,000.00. The Contract Price is based upon the Contractor's Base Bid Proposal.

The District's payment of the Contract Price shall be in accordance with the Contract Documents.

4. **Liquidated Damages.** If the Contractor fails to achieve Substantial Completion of the Work within the Contract Time, including adjustments thereto authorized by the Contract Documents, the Contractor shall be subject to assessment of Liquidated Damages in accordance with the Contract Documents. Failure of the Contractor to complete Punchlist items noted upon Substantial Completion within the time established to complete the Punchlist items will result in the District's assessment of Liquidated Damages in accordance with the Contract Documents.
5. **The Contract Documents.** The documents forming a part of the Contract Documents consist of the following, all of which are component parts of the Contract Documents.

Notice to Contractors Calling For Bids  
 Instructions For Bidders  
 Bid Proposal  
 Subcontractors List  
 Non-Collusion Affidavit  
 Statement of Bidder's Qualifications

Bid Bond  
 Bid Addenda Nos. \_\_\_\_\_  
 Agreement  
 Performance Bond  
 Labor and Materials Payment Bond  
 Drug-Free Workplace Certification

Certificate of Workers Compensation  
Insurance Certification  
General Conditions  
Special Conditions  
Change Order Form  
Asbestos and Other Hazardous  
Materials

Debris Recycling Statement  
Certification of Pre-Bid Site Visit  
Public Works Contractor Registration  
Certification Form  
Guarantee  
Specifications  
Drawings

**6. Authority to Execute.** The individual(s) executing this Agreement on behalf of the Contractor is/are duly and fully authorized to execute this Agreement on behalf of Contractor and to bind the Contractor to each and every term, condition and covenant of the Contract Documents.

**CONTRACTORS ARE REQUIRED BY LAW TO BE LICENSED AND REGULATED BY THE CONTRACTORS' STATE LICENSE BOARD. ANY QUESTIONS CONCERNING A CONTRACTOR MAY BE REFERRED TO THE REGISTRAR, CONTRACTORS' STATE LICENSE BOARD, P.O. BOX 2600, SACRAMENTO, CALIFORNIA 95826**

**IN WITNESS WHEREOF**, this Agreement has been duly executed by the District and the Contractor as of the date set forth above.

**“DISTRICT”  
CHABOT-LAS POSITAS COMMUNITY  
COLLEGE DISTRICT**

**“CONTRACTOR”  
(CONTRACTOR NAME)**

By: \_\_\_\_\_  
Date  
Mr. Doug Roberts  
Vice Chancellor, Business Services

By: \_\_\_\_\_  
Date  
Title: \_\_\_\_\_

(CORPORATE SEAL)

## PERFORMANCE BOND

**KNOW ALL MEN BY THESE PRESENTS** that we, \_\_\_\_\_,  
as Principal, and \_\_\_\_\_ as Surety, are held and firmly bound unto  
**CHABOT-LAS POSITAS COMMUNITY COLLEGE DISTRICT** hereinafter "the Obligee", in the penal  
sum of \_\_\_\_\_ Dollars (\$\_\_\_\_\_) in lawful money of the United  
States, well and truly to be made, we bind ourselves, our heirs, executors, administrators, successors  
and assigns, jointly and severally.

### THE CONDITION OF THIS OBLIGATION IS SUCH THAT:

**WHEREAS**, the Obligee, by resolution of its Board of Trustees has awarded to the Principal a  
Contract for the Work described as **B19/20-08, Safe Schools Lock Projects – Chabot College and/or  
Las Positas College**.

**WHEREAS**, the Principal, has entered into an agreement with the Obligee for performance of  
the Work; the Agreement and all other Contract Documents set forth therein are incorporated herein  
and made a part hereof by this reference.

**WHEREAS**, by the terms of the Contract Documents, the Principal is required to furnish a bond  
ensuring the Principal's prompt, full and faithful performance of the Work of the Contract Documents.

**NOW THEREFORE**, if the Principal shall promptly, fully and faithfully perform each and all of  
the obligations and things to be done and performed by the Principal in strict accordance with the terms  
of the Contract Documents as they may be modified or amended from time to time; and if the Principal  
shall indemnify and save harmless the Obligee and all of its officers, agents and employees from any  
and all losses, liability and damages, claims, judgments, liens, costs, and fees of every description,  
which may be incurred by the Obligee by reason of the failure or default on the part of the Principal in  
the performance of any or all of the terms or the obligations of the Contract Documents, including all  
modifications, and amendments, thereto, and any warranties or guarantees required thereunder; then  
this obligation shall be void; otherwise, it shall be, and remain, in full force and effect.

The Surety, for value received, hereby stipulates and agrees that no change, adjustment of the  
Contract Time, adjustment of the Contract Price, alterations, deletions, additions, or any other  
modifications to the terms of the Contract Documents, the Work to be performed thereunder, or to the  
Specifications or the Drawings shall limit, restrict or otherwise impair Surety's obligations or Obligee's  
rights hereunder; Surety hereby waives notice from the Obligee of any such changes, adjustments of  
Contract Time, adjustments of Contract Price, alterations, deletions, additions or other modifications to  
the Contract Documents, the Work to be performed under the Contract Documents, or the Drawings or  
the Specifications.

In the event of the Obligee's termination of the Contract due to the Principal's breach or default  
of the Contract Documents, within thirty (30) days after written notice from the Obligee to the Surety of  
the Principal's breach or default of the Contract Documents and Obligee's termination of the Contract,  
the Surety shall notify Obligee in writing of Surety's assumption of obligations hereunder by its election  
to either remedy the default or breach of the Principal or to take charge of the Work of the Contract  
Documents and complete the Work at its own expense ("the Notice of Election"); provided, however,  
that the procedure by which the Surety undertakes to discharge its obligations under this Bond shall be  
subject to the advance written approval of the Obligee, which approval shall not be unreasonably  
withheld, limited or restricted. The insolvency of the Principal or the Principal's mere denial of a failure

of performance or default under the Contract Documents shall not by itself, without the Surety's prompt, diligent inquiry and investigation of such denial, be justification for Surety's failure to give the Notice of Election or for its failure to promptly remedy the failure of performance or default of the Principal or to complete the Work.

In the event the Surety shall fail to issue its Notice of Election to Obligee within the time provided for hereinabove, the Obligee may thereafter cause the cure or remedy of the Principal's failure of performance or default or to complete the Work. The Principal and the Surety shall be each jointly and severally liable to the Obligee for all damages and costs sustained by the Obligee as a result of the Principal's failure of performance under the Contract Documents or default in its performance of obligations thereunder, including without limitation the costs of cure or completion exceeding the then remaining balance of the Contract Price; provided that the Surety's liability hereunder for the costs of performance, damages and other costs sustained by the Obligee upon the Principal's failure of performance under or default under the Contract Documents shall be limited to the penal sum hereof, which shall be deemed to include the costs or value of any Changes to the Work which increases the Contract Price.

In the event suit or other proceeding is brought upon this Bond by the Obligee, the Surety shall pay to the Obligee all costs, expenses and fees incurred by the Obligee therewith, including without limitation, attorneys fees.

**IN WITNESS WHEREOF**, the Principal and Surety have executed this instrument this \_\_\_\_ day of \_\_\_\_\_, 2019 by their duly authorized agent or representative.

(Principal's Corporate Seal)

\_\_\_\_\_  
(Principal Name)

By: \_\_\_\_\_

\_\_\_\_\_  
(Typed or Printed Name)

Title: \_\_\_\_\_

(Surety's Corporate Seal)

\_\_\_\_\_  
(Surety Name)

By: \_\_\_\_\_

(Signature of Attorney-in-Fact for Surety)

(Attach Attorney-in-Fact Certificate)

\_\_\_\_\_  
(Typed or Printed Name)

(     ) \_\_\_\_\_  
(Area Code and Telephone Number of Attorney-in-Fact for Surety)

Contact name, address, telephone number and email address for notices to the Surety

\_\_\_\_\_  
(Contact Name)

\_\_\_\_\_  
(Address)

\_\_\_\_\_  
(Telephone)

\_\_\_\_\_  
(Email address)

## LABOR AND MATERIAL PAYMENT BOND

**KNOW ALL MEN BY THESE PRESENTS** that we, \_\_\_\_\_ as Principal, and \_\_\_\_\_ as Surety, are held and firmly bound unto **CHABOT-LAS POSITAS COMMUNITY COLLEGE DISTRICT** hereinafter "the Obligee", in the penal sum of \_\_\_\_\_ Dollars (\$\_\_\_\_\_) in lawful money of the United States, well and truly to be made, we bind ourselves, our heirs, executors, administrators, successors and assigns, jointly and severally.

### THE CONDITION OF THIS OBLIGATION IS SUCH THAT:

**WHEREAS**, the Obligee, by resolution of its Board of Trustees has awarded to the Principal a Contract for the Work described as **B19/20-08, Safe Schools Lock Projects – Chabot College and/or Las Positas College**.

**WHEREAS**, the Principal, has entered into an Agreement with the Obligee for performance of the Work, the Agreement and all other Contract Documents set forth therein are incorporated herein by this reference and made a part hereof.

**WHEREAS**, by the terms of the Contract Documents, the Principal is required to furnish a bond for the prompt, full and faithful payment to any Claimant, as hereinafter defined, for all labor materials or services used, or reasonably required for use, in the performance of the Work.

**NOW THEREFORE**, if the Principal shall promptly, fully and faithfully make payment to any Claimant for all labor, materials or services used or reasonably required for use in the performance of the Work then this obligation shall be void; otherwise, it shall be, and remain, in full force and effect.

The term "Claimant" shall refer to any person, corporation, partnership, proprietorship or other entity including without limitation, all persons and entities described in California Civil Code §3181, providing or furnishing labor, materials or services used or reasonably required for use in the performance of the Work under the Contract Documents, without regard for whether such labor, materials or services were sold, leased or rented. This Bond shall inure to the benefit of all Claimants so as to give them, or their assigns and successors, a right of action upon this Bond.

In the event suit is brought on this Bond by any Claimant for amounts due such Claimant for labor, materials or services provided or furnished by such Claimant, the Surety shall pay for the same and reasonable attorney's fees pursuant to California Civil Code §3250.

The Surety, for value received, hereby stipulates and agrees that no change, extension of time, alteration, deletion, addition, or any other modification to the terms of the Contract Documents, the Work to be performed thereunder, the Specifications or the Drawings, or any other portion of the Contract Documents, shall in any way limit, restrict or otherwise affect its obligations under this Bond; the Surety hereby waives notice from the Obligee of any such change, extension of time, alteration, deletion, addition or other modification to the Contract Documents, the Work to be performed under the Contract Documents, the Drawings or the Specifications of any other portion of the Contract Documents.

***IN WITNESS WHEREOF***, the Principal and Surety have executed this instrument this \_\_\_\_\_ day of \_\_\_\_\_, 2019 by their duly authorized agent or representative.

(Principal's Corporate Seal)

\_\_\_\_\_  
(Principal Name)

By: \_\_\_\_\_  
(Signature)

\_\_\_\_\_  
(Type or Print Name)

Title: \_\_\_\_\_

(Surety's Corporate Seal)

\_\_\_\_\_  
(Surety Name)

By: \_\_\_\_\_  
(Signature of Attorney-in-Fact for Surety)

\_\_\_\_\_  
(Type or Print Name of Attorney-in-Fact)

(Attach Attorney-in-Fact Certificate)

( ) \_\_\_\_\_  
(Area Code and Telephone Number of Attorney-in-Fact for Surety)

Contact name, address, telephone number and email address for notices to the Surety

\_\_\_\_\_  
(Contact Name)

\_\_\_\_\_  
(Address)

\_\_\_\_\_  
(Telephone)

\_\_\_\_\_  
(Email address)

# CERTIFICATE OF WORKERS' COMPENSATION INSURANCE

**PROJECT: B19/20-08, Safe Schools Lock Projects – Chabot College and/or Las Positas College**

I, \_\_\_\_\_ the \_\_\_\_\_ of  
(Name) (Title)

\_\_\_\_\_, declare, state and certify that:  
(Contractor Name)

1. I am aware that California Labor Code §3700(a) and (b) provides:

“Every employer except the state shall secure the payment of compensation in one or more of the following ways:

- (a) By being insured against liability to pay compensation in one or more insurers duly authorized to write compensation insurance in this state.
- (b) By securing from the Director of Industrial Relations a certificate of consent to self-insure either as an individual employer, or one employer in a group of employers, which may be given upon furnishing proof satisfactory to the Director of Industrial Relations of ability to self-insure and to pay any compensation that may become due to his or her employees.”

2. I am aware that the provisions of California Labor Code §3700 require every employer to be insured against liability for workers' compensation or to undertake self-insurance in accordance with the provisions of that code, and I will comply with such provisions before commencing the performance of this Contract.

\_\_\_\_\_  
(Contractor Name)

By: \_\_\_\_\_  
(Signature)

\_\_\_\_\_  
(Typed or printed name)

**THIS PAGE INTENTIONALLY BLANK**



### DRUG-FREE WORKPLACE CERTIFICATION

I, \_\_\_\_\_, am the \_\_\_\_\_ of  
(Print Name) (Title)

\_\_\_\_\_. I declare, state and certify to all of the following:  
(Contractor Name).

1. I am aware of the provisions and requirements of California Government Code §§8350 et seq., the Drug Free Workplace Act of 1990.
2. I am authorized to certify, and do certify, on behalf of Contractor that a drug free workplace will be provided by Contractor by doing all of the following:
  - A. Publishing a statement notifying employees that the unlawful manufacture, distribution, dispensation, possession or use of a controlled substance is prohibited in Contractor's workplace and specifying actions which will be taken against employees for violation of the prohibition;
  - B. Establishing a drug-free awareness program to inform employees about all of the following:
    - i. The dangers of drug abuse in the workplace;
    - ii. Contractor's policy of maintaining a drug-free workplace;
    - iii. The availability of drug counseling, rehabilitation and employee-assistance programs; and
    - iv. The penalties that may be imposed upon employees for drug abuse violations;
  - C. Requiring that each employee engaged in the performance of the Contract be given a copy of the statement required by subdivision (A), above, and that as a condition of employment by Contractor in connection with the Work of the Contract, the employee agrees to abide by the terms of the statement.
  - D. Contractor agrees to fulfill and discharge all of Contractor's obligations under the terms and requirements of California Government Code §8355 by, inter alia, publishing a statement notifying employees concerning: (a) the prohibition of any controlled substance in the workplace, (b) establishing a drug-free awareness program, and (c) requiring that each employee engaged in the performance of the Work of the Contract be given a copy of the statement required by California Government Code §8355(a) and requiring that the employee agree to abide by the terms of that statement.
3. Contractor and I understand that if the District determines that Contractor has either: (a) made a false certification herein, or (b) violated this certification by failing to carry out and to implement the requirements of California Government Code §§8355, the Contract awarded herein is subject to termination, suspension of payments, or both. Contractor and I further understand that, should Contractor violate the terms of the Drug-Free Workplace Act of 1990, Contractor may be subject to debarment in accordance with the provisions of California Government Code §§8350, et seq.
4. Contractor and I acknowledge that Contractor and I are aware of the provisions of California Government Code §§8350, et seq. and hereby certify that Contractor and I will adhere to, fulfill, satisfy and discharge all provisions of and obligations under the Drug-Free Workplace Act of 1990.

I declare under penalty of perjury under the laws of the State of California that all of the foregoing is true and correct.

Executed at \_\_\_\_\_ this \_\_\_\_ day of \_\_\_\_\_, 2019  
(City and State)

\_\_\_\_\_  
(Signature)

\_\_\_\_\_  
(Handwritten or Typed Name)

**THIS PAGE INTENTIONALLY BLANK**

## GENERAL CONDITIONS

## GENERAL CONDITIONS TABLE OF CONTENTS

### ARTICLE 1: DEFINITIONS; GENERAL

- 1.1 District.
- 1.2 Contractor.
- 1.3 Architect.
- 1.4 The Work.
- 1.5 The Project.
- 1.6 Surety.
- 1.7 Subcontractors; Sub-Subcontractors.
- 1.8 Material Supplier.
- 1.9 Drawings and Specifications.
- 1.10 Special Conditions; Supplemental Conditions.
- 1.11 Contract Documents.
- 1.12 Intent and Correlation of Contract Documents.
  - 1.12.1 Work of the Contract Documents.
  - 1.12.2 Technical Terms.
  - 1.12.3 Conflict in Contract Documents.
- 1.13 Shop Drawings; Samples; Product Data ("Submittals").
- 1.14 Division of State Architect ("DSA").
- 1.15 Project Inspector.
- 1.16 Contract Document Terms.
- 1.17 Contractor's Superintendent.
- 1.18 Record Drawings.
- 1.19 Construction Manager.
- 1.20 Construction Equipment.
- 1.21 Site.
- 1.22 Field Clarifications.
- 1.23 Defective or Non-Conforming Work.
- 1.24 Delivery.
- 1.25 Notice to Proceed.
- 1.26 Progress Reports; Verified Reports.

### ARTICLE 2: DISTRICT

- 2.1 Information Required of District.
  - 2.1.1 Surveys; Site Information.
  - 2.1.2 Permits; Fees.
  - 2.1.3 Drawings and Specifications.
  - 2.1.4 Furnishing of Information.
- 2.2 District's Right to Stop the Work.
- 2.3 Partial Occupancy or Use.
  - 2.3.1 District's Right to Partial Occupancy.
  - 2.3.2 No Acceptance of Defective or Nonconforming Work.
- 2.4 The Project Inspector.

- 2.4.1 Access to Work.
- 2.4.2 Limitations on Project Inspector.

### ARTICLE 3: ARCHITECT; CONSTRUCTION MANAGER

- 3.1 Administration of the Contract.
  - 3.1.1 Role of the Architect and Construction Manager.
  - 3.1.2 Architect's Periodic Site Inspections.
  - 3.1.3 Contractor Responsibility for Construction Means, Methods and Sequences.
  - 3.1.4 Review of Applications for Payment.
  - 3.1.5 Rejection of Work.
  - 3.1.6 Submittals.
    - 3.1.6.1 Processing of Submittals Through Construction Manager.
    - 3.1.6.2 Architect's Review.
    - 3.1.6.3 Time for Architect's Review.
  - 3.1.7 Changes to the Work; Change Orders.
  - 3.1.8 Completion.
  - 3.1.9 Interpretation of Contract Documents; Architect as Initial Arbiter of Disputes.
  - 3.1.10 Request for Information.
  - 3.1.11 Detail Drawings and Instructions.
    - 3.1.11.1 Architect's Additional Details.
    - 3.1.11.2 Contractor Notice of Impacts.
- 3.2 Communications; Role of Construction Manager and Architect.
- 3.3 Termination of Architect; Substitute Architect or Construction Manager.

### ARTICLE 4: THE CONTRACTOR

- 4.1 Contractor Review of Contract Documents.
  - 4.1.1 Examination of Contract Documents.
  - 4.1.2 Field Measurements.
  - 4.1.3 Dimensions; Layouts and Field Engineering.
  - 4.1.4 Work in Accordance with Contract Documents.

- 4.2 Site Investigation; Subsurface Conditions.
  - 4.2.1 Contractor Investigation.
  - 4.2.2 Subsurface Data.
  - 4.2.3 Subsurface Conditions.
- 4.3 Supervision and Construction Procedures.
  - 4.3.1 Supervision of the Work.
  - 4.3.2 Responsibility for the Work.
  - 4.3.3 Layouts.
  - 4.3.4 Construction Utilities.
  - 4.3.5 Existing Utilities; Removal, Relocation and Protection.
  - 4.3.6 Conferences and Meetings.
    - 4.3.6.1 Pre-Construction Conference.
    - 4.3.6.2 Progress Meetings.
    - 4.3.6.3 Special Meetings.
    - 4.3.6.4 Minutes of Meetings.
  - 4.3.7 Temporary Sanitary Facilities.
  - 4.3.8 Noise and Dust Control.
    - 4.3.8.1 Noise Control.
    - 4.3.8.2 Dust Control.
    - 4.3.8.3 Contractor Failure to Comply.
  - 4.3.9 Debris Recycling Statement.
- 4.4 Labor and Materials.
  - 4.4.1 Payment for Labor, Materials and Services.
  - 4.4.2 Employee Discipline.
  - 4.4.3 Contractor's Superintendent.
  - 4.4.4 Prohibition on Harassment.
    - 4.4.4.1 District's Policy Prohibiting Harassment.
    - 4.4.4.2 Contractor's Adoption of Anti-Harassment Policy.
    - 4.4.4.3 Prohibition on Harassment at the Site.
- 4.5 Taxes.
- 4.6 Permits, Fees and Notices; Compliance With Laws.
  - 4.6.1 Payment of Permits, Fees.
  - 4.6.2 Compliance With Laws.
  - 4.6.3 Notice of Variation from Laws.
- 4.7 Submittals.
  - 4.7.1 Purpose of Submittals.
  - 4.7.2 Contractor's Submittals.
    - 4.7.2.1 Prompt Submittals.
    - 4.7.2.2 Approval of Subcontractor Submittals.
    - 4.7.2.3 Verification of Submittal Information.
  - 4.7.2.4 Contractor Responsibility for Deviations.
  - 4.7.2.5 No Performance of Work Without Architect Review.
  - 4.7.3 Architect Review of Submittals.
  - 4.7.4 Deferred Approval Items.
- 4.8 Materials and Equipment.
  - 4.8.1 Specified Materials, Equipment.
  - 4.8.2 Approval of Substitutions or Alternatives.
  - 4.8.3 "Sole Source" Products.
  - 4.8.4 Placement of Material and Equipment Orders.
  - 4.8.5 District's Right to Place Orders for Materials and/or Equipment.
- 4.9 Safety.
  - 4.9.1 Safety Programs.
  - 4.9.2 Safety Precautions.
  - 4.9.3 Safety Signs, Barricades.
  - 4.9.4 Safety Notices.
  - 4.9.5 Safety Coordinator.
  - 4.9.6 Emergencies; First Aid.
  - 4.9.7 Hazardous Materials.
    - 4.9.7.1 General.
    - 4.9.7.2 Prohibition on Use of Asbestos Construction Building Materials ("ACBMs").
    - 4.9.7.3 Disposal of Hazardous Materials.
- 4.10 Maintenance of Documents.
  - 4.10.1 Documents at Site.
  - 4.10.2 Maintenance of Record Drawings.
- 4.11 Use of Site.
- 4.12 Clean-Up.
- 4.13 Access to the Work.
- 4.14 Information and Facilities/Services for the Project Inspector.
- 4.15 Patents and Royalties.
- 4.16 Cutting and Patching.
- 4.17 Encountering of Hazardous Materials.
- 4.18 Wage Rates; Employment of Labor.
  - 4.18.1 Determination of Prevailing Rates.
  - 4.18.2 Payment of Prevailing Rates.
  - 4.18.3 Prevailing Rate Penalty.
  - 4.18.4 Payroll Records.
  - 4.18.5 Hours of Work.
    - 4.18.5.1 Limits on Hours of Work.
    - 4.18.5.2 Penalty for Excess Hours.
    - 4.18.5.3 Contractor Responsibility.
  - 4.18.6 Apprentices.

- 4.18.6.1 Employment of Apprentices.
- 4.18.6.2 Apprenticeship Certificate.
- 4.18.6.3 Ratio of Apprentices to Journeymen.
- 4.18.6.4 Exemption from Ratios.
- 4.18.6.5 Contribution to Trust Funds.
- 4.18.6.6 Contractor's Compliance.
- 4.18.7 Employment of Independent Contractors.
- 4.19 Assignment of Antitrust Claims.
- 4.20 Limitations Upon Site Activities.
- 4.21 Labor Compliance Program ("LCP")
  - 4.21.1 Pre-Construction Conference.
  - 4.21.2 Maintenance and Weekly Submission of Certified Payroll Records.
  - 4.21.3 District Audit of Certified Payroll Records.
  - 4.21.4 Contractor's Rights Upon Determination of Violation.
  - 4.21.5 LCP Not Exclusive.
- 4.22 State Audit.

**ARTICLE 5: SUBCONTRACTORS**

- 5.1 Subcontracts.
- 5.2 Substitution of Listed Subcontractor.
  - 5.2.1 Substitution Process.
  - 5.2.2 Responsibility of Contractor Upon Substitution of Subcontractor.
- 5.3 Subcontractors' Work.
- 5.4 Subcontractors' Compliance With LCP.

**ARTICLE 6: INSURANCE; INDEMNITY; BONDS**

- 6.1 Workers' Compensation Insurance; Employer's Liability Insurance.
- 6.2 Commercial General Liability and Property Insurance.
- 6.3 Builder's Risk "All-Risk" Insurance.
- 6.4 Insurance Policy Requirements.
  - 6.4.1 Minimum Coverage Amounts.
  - 6.4.2 Required Qualifications of Insurers.
- 6.5 Evidence of Insurance; Subcontractor's Insurance.
  - 6.5.1 Certificates of Insurance.
  - 6.5.2 Subcontractors' Insurance.
- 6.6 Maintenance of Insurance.
- 6.7 Contractor's Insurance Primary.
- 6.8 Indemnity.
- 6.9 Payment Bond; Performance Bond.

**ARTICLE 7: CONTRACT TIME**

- 7.1 Substantial Completion of the Work Within Contract Time.
- 7.2 Progress and Completion of the Work.
  - 7.2.1 Time of Essence.
  - 7.2.2 Substantial Completion.
  - 7.2.3 Correction or Completion of the Work After Substantial Completion.
    - 7.2.3.1 Punchlist.
    - 7.2.3.2 Time for Completing Punchlist Items.
  - 7.2.4 Final Completion.
  - 7.2.5 Contractor Responsibility for Multiple Inspections.
  - 7.2.6 Final Acceptance.
- 7.3 Construction Schedule.
  - 7.3.1 General Construction Schedule Requirements.
  - 7.3.2 Submittal of Preliminary Construction Schedule.
  - 7.3.3 Review of Preliminary Construction Schedule.
  - 7.3.4 Preparation of Submittal of Contract Construction Schedule.
  - 7.3.5 Revisions to Accepted Construction Schedule.
  - 7.3.6 Updates to Accepted Construction Schedule.
    - 7.3.6.1 Updated Construction Schedule Requirements.
    - 7.3.6.2 Monthly Submission of Updated Construction Schedule.
  - 7.3.7 Contractor Responsibility for Construction Schedule.
  - 7.3.8 Three (3) Week Look-Ahead Schedule; One (1) Week As Built Schedule.
  - 7.3.9 Unanticipated Unusually Severe Weather Conditions.
  - 7.3.10 Construction Schedules; Conditions Precedent To Progress Payment Disbursements.
  - 7.3.11 Contractor Schedule Compliance Obligations.
- 7.4 Adjustment to Contract Time.
  - 7.4.1 Excusable Delays.
  - 7.4.2 Compensable Delays.
  - 7.4.3 Unexcusable Delays.

- 7.4.4 Adjustment of Contract Time.
  - 7.4.4.1 Procedure for Adjustment of Contract Time.
    - 7.4.4.1.1 Contractor Notice of Adjustment of Contract Time.
    - 7.4.4.1.2 Time Impact Evaluation.
  - 7.4.4.2 Limitations Upon Adjustment of Contract Time on Account of Delays.
- 7.5 Liquidated Damages.
- 7.6 District Right to Take-Over Work.

## **ARTICLE 8: CONTRACT PRICE**

- 8.1 Contract Price.
- 8.2 Cost Breakdown.
- 8.3 Progress Payments.
  - 8.3.1 Applications for Progress Payments.
  - 8.3.2 Initial Progress Payment Meeting.
  - 8.3.3 District's Review of Applications for Progress Payments.
  - 8.3.4 Review of Applications for Progress Payments.
  - 8.3.5 District's Disbursement of Progress Payments.
    - 8.3.5.1 Timely Distribution of Progress Payments.
    - 8.3.5.2 Untimely Disbursement of Progress Payments.
    - 8.3.5.3 District's Right to Disburse Progress Payments by Joint Checks.
    - 8.3.5.4 No Waiver of Defective or Non-Conforming Work.
  - 8.3.6 Progress Payments for Changed Work.
  - 8.3.7 Materials or Equipment Not Incorporated into the Work.
    - 8.3.7.1 Limitations Upon Payment.
    - 8.3.7.2 Materials or Equipment Delivered and Stored at the Site.
    - 8.3.7.3 Materials or Equipment Not Delivered or Stored at the Site.
    - 8.3.7.4 Materials or Equipment in Fabrication or Transit.
  - 8.3.8 Exclusions from Progress Payments.

- 8.3.9 Title to Work.
- 8.3.10 Substitute Security for Retention.
- 8.4 Final Payment.
  - 8.4.1 Application for Final Payment.
  - 8.4.2 Conditions Precedent to Disbursement of Final Payment.
  - 8.4.3 Disbursement of Final Payment.
  - 8.4.4 Waiver of Claims.
  - 8.4.5 Claims Asserted After Final Payment.
- 8.5 Withholding of Payments.
- 8.6 Payments to Subcontractors.
- 8.7 Computerized Job Cost Reporting System.
  - 8.7.1 Job Cost Reporting.
  - 8.7.2 Job Cost Reporting System Requirements.
  - 8.7.3 Job Cost System Information.

## **ARTICLE 9: CHANGES**

- 9.1 Changes in the Work.
- 9.2 Oral Order of Change in the Work.
- 9.3 Contractor Submittal of Data.
- 9.4 Adjustment to Contract Price and Contract Time on Account of Changes to the Work.
  - 9.4.1 Adjustment to Contract Price.
    - 9.4.1.1 Mutual Agreement.
    - 9.4.1.2 Determination by the District.
    - 9.4.1.3 Basis for Adjustment of Contract Price.
      - 9.4.1.3.1 Labor.
      - 9.4.1.3.2 Materials and Equipment.
      - 9.4.1.3.3 Construction Equipment.
      - 9.4.1.3.4 Mark-up on Costs of Changes to the Work.
    - 9.4.1.4 Contractor Maintenance of Records.
  - 9.4.2 Adjustments to Contract Time.
  - 9.4.3 Addition or Deletion of Alternate Bid Item(s).
- 9.5 Change Orders.
- 9.6 Contractor Notice of Changes.
- 9.7 Disputed changes.
- 9.8 Emergencies.
- 9.9 Minor Changes in the Work.
- 9.10 Unauthorized Changes.

**ARTICLE 10: SEPARATE CONTRACTORS**

- 10.1 District’s Right to Award Separate Contracts.
- 10.2 District’s Coordination of Separate Contractors.
- 10.3 Mutual Responsibility.
- 10.4 Discrepancies or Defects.

**ARTICLE 11: TESTS AND INSPECTIONS**

- 11.1 Tests; Inspections; Observations.
  - 11.1.1 Contractor’s Notice.
  - 11.1.2 Costs of Tests and Inspections.
  - 11.1.3 Testing/Inspection Laboratory.
  - 11.1.4 Additional Tests, Inspections and Approvals.
- 11.2 Delivery of Certificates.
- 11.3 Timeliness of Tests, Inspections and Approvals.

**ARTICLE 12: UNCOVERING AND CORRECTION OF WORK**

- 12.1 Inspection of the Work.
  - 12.1.1 Access to the Work.
  - 12.1.2 Limitations Upon Inspections.
- 12.2 Uncovering of Work.
- 12.3 Rejection of Work.
- 12.4 Correction of Work.
- 12.5 Removal of Non-Conforming or Defective Work.
- 12.6 Failure of Contractor to Correct Work.
- 12.7 Acceptance of Defective or Non-Conforming Work.

**ARTICLE 13: WARRANTIES**

- 13.1 Workmanship and Materials.
- 13.2 Warranty Work.
- 13.3 Guarantee.
- 13.4 Survival of Warranties.

**ARTICLE 14: SUSPENSION OF WORK**

- 14.1 District’s Right to Suspend Work.
- 14.2 Adjustments to Contract Price and Contract Time.

**ARTICLE 15: TERMINATION**

- 15.1 Termination for Cause.
  - 15.1.1 District’s Right to Terminate.
  - 15.1.2 District’s Rights Upon Termination.
  - 15.1.3 Completion by the Surety.

- 15.1.4 Assignment and Assumption of Subcontracts.
- 15.1.5 Costs of Completion.
- 15.1.6 Contractor Responsibility for Damages.
- 15.1.7 Conversion to Termination for Convenience.
- 15.1.8 District’s Rights Cumulative.
- 15.2 Termination for Convenience of the District.

**ARTICLE 16: MISCELLANEOUS**

- 16.1 Governing Law.
- 16.2 Marginal Headings; Interpretation.
- 16.3 Successors and Assigns.
- 16.4 Cumulative Rights and Remedies; No Waiver.
- 16.5 Severability.
- 16.6 No Assignment by Contractor.
- 16.7 Gender and Number.
- 16.8 Independent Contractor Status.
- 16.9 Notices.
- 16.10 Disputes; Continuation of Work.
- 16.11 Dispute Resolution; Arbitration.
  - 16.11.1 Claims Under \$375,000.00.
  - 16.11.2 Government Code Claim Requirements.
  - 16.11.3 Arbitration.
  - 16.11.4 Inapplicability to Bid Bond.
- 16.12 Capitalized Terms.
- 16.13 Attorneys Fees.
- 16.14 Waiver of Special/Consequential Damages.
- 16.15 Provisions Required by Law Deemed Inserted.
- 16.16 Days.
- 16.17 Prohibited Interests.
- 16.18 Entire Agreement.



## GENERAL CONDITIONS

### ARTICLE 1: DEFINITIONS; GENERAL

- 1.1 District.** The “District” refers to CHABOT-LAS POSITAS COMMUNITY COLLEGE DISTRICT and unless otherwise stated, includes the District's authorized representatives, including the Construction Manager, if a Construction Manager is designated, the District's Board of Trustees and the District’s officers, employees, agents and representatives.
- 1.2 Contractor.** The Contractor is the person or entity identified as such in the Agreement; references to “Contractor” include the Contractor's authorized representative.
- 1.3 Architect.** The Architect is the person or entity identified as such in the Agreement; references to the “Architect” include the Architect's authorized representative.
- 1.4 The Work.** The “Work” is the construction and services required by the Contract Documents, whether completed or partially completed, and includes all other labor, materials, equipment or services provided or to be provided by the Contractor to fulfill the Contractor's obligations under the Contract Documents. The Work may constitute the whole or a part of the Project.
- 1.5 The Project.** The Project is the total construction of which the Work performed by the Contractor under the Contract Documents which may be the whole or a part of the Project and which may include construction by the District or by separate contractors.
- 1.6 Surety.** The Surety is the person or entity that executes, as surety, the Contractor's Labor and Material Payment Bond and/or Performance Bond.
- 1.7 Subcontractors; Sub-Subcontractors.** A Subcontractor is a person or entity who has a direct contract with the Contractor to perform a portion of the Work. “Subcontractor” does not include a separate contractor to the District or subcontractors of any separate contractor. A Sub-Subcontractor is a person or entity of any tier, who has a direct or indirect contract with a Subcontractor to perform a portion of the Work at the site.
- 1.8 Material Supplier.** A Material Supplier is any person or entity who only furnishes materials, equipment or supplies for the Work without fabricating, installing or consuming them in the Work.
- 1.9 Drawings and Specifications.** The Drawings are the graphic and pictorial portions of the Contract Documents, wherever located and whenever issued, showing generally, the design, location and dimensions of the Work and may include without limitation, plans, elevations, sections, details, schedules or diagrams. The Specifications are that portion of the Contract Documents consisting of the written requirements for materials, equipment, construction systems, standards, criteria and workmanship for the Work and related services. The Drawings and Specifications are intended to delineate and describe the Work and its component parts so as to permit skilled and competent contractors to bid upon the Work and prosecute the same to completion. Large scale Drawings shall take precedence over smaller scale Drawings as to shape and details of construction. Figured dimensions on Drawings shall govern, but Work which is not dimensioned shall be as directed or required by field conditions. Specifications shall govern as to materials, workmanship and installation procedures.

- 1.10 Special Conditions; Supplemental Conditions.** If made a part of the Contract Documents, Special Conditions and Supplemental Conditions are special or supplemental provisions, not otherwise provided for in the Agreement or the General Conditions.
- 1.11 Contract Documents.** The Contract Documents consist of the Agreement between the District and the Contractor, Conditions of the Contract (whether General, Special, Supplemental or otherwise), Drawings, Specifications, including addenda thereto issued prior to execution of the Agreement and any other documents listed in the Agreement. The Contract Documents shall include modifications issued after execution of the Agreement. The Contract Documents form the Contract for Construction.
- 1.12 Project Stabilization Agreement.** The Contractor or Subcontractor (CONTRACTOR) on this project accepts and agrees to be bound by the terms and conditions of the “Chabot-Las Positas Project Stabilization Agreement”, together with any and all amendments and supplements now existing or which are later made by executing the Letter of Assent.
- 1.13 Intent and Correlation of Contract Documents.**
- 1.13.1 Work of the Contract Documents.** The intent of the Contract Documents is to include all items necessary for the proper execution and completion of the Work by the Contractor. The Contract Documents are complementary and what is required by one shall be as binding as if required by all; performance by the Contractor shall be required to the extent consistent with the Contract Documents and reasonably inferable therefrom as being necessary to produce the intended results. Organization of the Specifications into divisions, sections or articles, and the arrangement of Drawings shall not control the Contractor in dividing the Work among Subcontractors or in establishing the extent of Work to be performed by any trade. Where any portion of the Contract Documents is silent and information appears elsewhere in the Contract Documents, such other portions of the Contract Documents shall control.
- 1.13.2 Technical Terms.** Unless otherwise stated in the Contract Documents, words or terms which have well-known technical or construction industry meanings are used in the Contract Documents in accordance with such recognized meanings.
- 1.13.3 Conflict in Contract Documents.** Conflicts, inconsistencies or ambiguities in the Contract Documents shall be resolved by the Architect in accordance with Article 3.1.9 of the General Conditions; where conflicts or inconsistencies arise between the Drawings and the Specifications, in resolving such conflicts or inconsistencies, the Architect will be governed generally by the following standards: the Drawings are intended to describe matters relating to placement, type, quantity and the like; the Specifications are intended to describe matters relating to quality, materials, compositions, manufacturers and the like. If conflicts exist between portions of the Contract Documents regarding the quality of any item, product, equipment or materials, unless otherwise directed or authorized by the District, the Contractor shall provide the item, product, equipment or material of the highest or more stringent quality.
- 1.14 Shop Drawings; Samples; Product Data (“Submittals”).** Shop Drawings are diagrams, schedules and other data specially prepared for the Work by the Contractor or a Subcontractor, Sub-Subcontractor, manufacturer, Material Supplier, or distributor to illustrate

some portion of the Work. Samples are physical examples of materials, equipment or workmanship forming a part of, or to be incorporated into the Work. Product Data are illustrations, standard schedules, performance charts, instructions, brochures, diagrams and other information furnished by the Contractor to illustrate materials or equipment for some portion of the Work. Shop Drawings, Samples and Product Data prepared or furnished by the Contractor or any of its Subcontractors or Material Suppliers are collectively referred to as "Submittals".

- 1.15 Division of State Architect ("DSA").** The DSA is the California Division of the State Architect including without limitation the DSA's Office of Construction Services, Office of Design Services and the Office of Regulatory Services; references to the DSA in the Contract Documents shall mean the DSA, its offices and its authorized employees and agents. The authority of the DSA over the Work and the performance thereof shall be as set forth in the Contract Documents and Title 24 of the California Code of Regulations.
- 1.16 Project Inspector.** The Project Inspector is the individual designated and employed by the District in accordance with the requirements of Title 24 of the California Code of Regulations. The Project Inspector shall be authorized to act on behalf of the District as provided for in the Contract Documents and in Title 24 of the California Code of Regulations, as the same may be amended from time to time.
- 1.17 Contract Document Terms.** The term "provide" means "provide complete in place" or to "furnish and install" such item. Unless otherwise provided in the Contract Documents, the terms "approved;" "directed;" "satisfactory;" "accepted;" "acceptable;" "proper;" "required;" "necessary" and "equal" shall mean as approved, directed, satisfactory, accepted, acceptable, proper, required, necessary and equal, in the opinion of the Architect. The term "typical" as used in the Drawings shall require the installation or furnishing of such item(s) of the Work designated as "typical" in all other areas similarly marked as "typical"; Work in such other areas shall conform to that shown as "typical" or as reasonably inferable therefrom.
- 1.18 Contractor's Superintendent.** The Contractor's Superintendent is the individual employed by the Contractor whose principal responsibility shall be the supervision and coordination of the Work; the Contractor's Superintendent shall not perform routine construction labor.
- 1.19 Record Drawings.** The Record Drawings are a set of the Drawings marked by the Contractor during the performance of the Work to indicate completely and accurately the actual as-built condition of the Work. The Record Drawings shall be sufficient for a capable and qualified draftsman to modify the Drawings to reflect and indicate the Work actually in place at Final Completion of the Work.
- 1.20 Construction Manager.** The Construction Manager is an independent contractor retained by the District and is authorized and empowered to act on behalf of the District as set forth in the Contract Documents. The District reserves the right to remove or replace the Construction Manager prior to completion of the Work without adjustment of the Contract Price or the Contract Time or otherwise affect, limit or restrict Contractor's obligations hereunder.
- 1.21 Construction Equipment.** "Construction Equipment" is equipment utilized for the performance of any portion of the Work, but which is not incorporated into the Work.
- 1.22 Site.** The Site is the physical area designated in the Contract Documents for Contractor's

performance, construction and installation of the Work.

- 1.23 Field Clarifications.** A written or graphic document consisting of supplementary details, instructions or information issued on behalf of the District which clarifies or supplements the Contract Documents and which becomes a part of the Contract Documents upon issuance. Field Clarifications do not constitute an adjustment of the Contract Time or the Contract Price, unless a Change Order relating to a Field Clarification is authorized and issued under the Contract Documents.
- 1.24 Defective or Non-Conforming Work.** Defective or non-conforming Work is any Work which is unsatisfactory, faulty or deficient by: (a) not conforming to the requirements of the Contract Documents; (b) not conforming to the standards of workmanship of the applicable trade or industry; (c) not being in compliance with the requirements of any inspection, reference, standard, test, or approval required by the Contract Documents; or (d) damage occurring prior to Final Completion of all of the Work.
- 1.25 Delivery.** The term “delivery” used in conjunction with any equipment, materials or other items to be incorporated into the Work shall mean the unloading and storage in a protected condition pending incorporation into the Work.
- 1.26 Notice to Proceed.** The Notice to Proceed is the written notice issued by or on behalf of the District to the Contractor authorizing the Contractor to proceed with commencement of the Work and which establishes the date for commencement of the Contract Time.
- 1.27 Progress Reports; Verified Reports.** Progress Reports, if required, are written reports prepared by the Contractor and periodically submitted to the District in the form and content as required by the Contract Documents. Verified Reports are periodic written reports prepared by the Contractor and submitted to the DSA; Verified Reports shall be in such form and content as required by the applicable provisions of Title 24 of the California Code of Regulations. A material obligation of the Contractor is the preparation of complete and accurate Progress Reports, if required, and Verified Reports as well as the timely submission of the same.

## ARTICLE 2: DISTRICT

### 2.1 Information Required of District.

- 2.1.1 Surveys; Site Information.** Information, if any, concerning physical characteristics of the Site, including without limitation, surveys, soils reports, and utility locations, to be provided by the District are set forth in the Contract Documents. Information not provided by the District or necessary information in addition to that provided by the District concerning physical characteristics of the Site which is required shall be obtained by Contractor without adjustment to the Contract Price or the Contract Time.
- 2.1.2 Permits; Fees.** Except as otherwise provided in the Contract Documents, the District shall secure and pay for necessary approvals, easements, assessments and charges required for construction, use or occupancy of permanent structures or for permanent changes in existing facilities which relate to the Work of the Contractor under the Contract Documents. If permits and fees are designated as the responsibility of the Contractor under the Contract Documents, the Contractor shall be solely responsible for obtaining the

same; the cost of such permits or fees and any costs incurred by the Contractor in obtaining such permits shall be included within the Contract Price.

**2.1.3 Drawings and Specifications.** Except as otherwise provided for in the Contract Documents, the District shall furnish the Contractor, free of charge, the number of copies of the Drawings and the Specifications as set forth in the Special Conditions. All of the Drawings and the Specifications provided by the District to the Contractor remain the property of the District; the Contractor shall not use the Drawings or the Specifications in connection with any other work of improvement other than the Work of the Project.

**2.1.4 Furnishing of Information.** Information or services to be provided by the District under the Contract Documents shall be furnished by the District with reasonable promptness to avoid delay in the orderly progress of the Work. Information about existing conditions furnished by the District under the Contract Documents is obtained from sources believed to be reliable, but the District neither guarantees nor warrants that such information is complete and accurate. The Contractor shall verify all information provided by the District. To the extent that the Contract Documents depict existing conditions on or about the Site, or the Work involves the renovation, removal or remodeling of existing improvements or the Work involves any tie-in or other connection with any existing improvements, the conditions and/or existing improvements depicted in the Contract Documents are as they are believed to exist. Contractor shall bear the risk of any variations between conditions or existing improvements depicted in the Contract Documents and those conditions or existing improvements actually encountered in the performance of the Work. Subject to the provisions of Article 4.2.3, the existence of any variations between conditions or existing improvements depicted in the Contract Documents and those actually encountered in the performance of the Work shall not result in any District liability therefor, nor shall any such variations result in an adjustment of the Contract Time or the Contract Price.

**2.2 District's Right to Stop the Work.** In addition to the District's right to suspend the Work or terminate the Contract pursuant to the Contract Documents, the District, may, by written order, direct the Contractor to stop the Work, or any portion thereof, until the cause for such stop work order has been eliminated if the Contractor. If the Contractor fails within seven (7) days to correct Work which is not in conformity and in accordance with the requirements of the Contract Documents, or (ii) otherwise fails to carry out the Work in conformity and accordance with the Contract Documents, the District reserves the right to remedy such action. The right of the District to stop the Work hereunder shall not be deemed a duty on the part of the District to exercise such right for the benefit of the Contractor or any other person or entity, nor shall the District's exercise of such right waive or limit the exercise of any other right or remedy of the District under the Contract Documents or at law.

### **2.3 Partial Occupancy or Use.**

**2.3.1 District's Right to Partial Occupancy.** The District may occupy or use any completed or partially completed portion of the Work, provided that: (i) the District has obtained the consent of, or is otherwise authorized by, public authorities with jurisdiction thereof, to so occupy or use such portion of the Work and (ii) the District and the Contractor have accepted, in writing, the responsibilities assigned to each of them for payments, retainage, if any, security, maintenance, utilities, damage to the Work, insurance and the period for correction of the Work and commencement of warranties required by the Contract Documents for such portion of the Work partially used or occupied by the District. If the

Contractor and the District are unable to agree upon the matters set forth in (ii) above, the District may nevertheless use or occupy any portion of the Work, with the responsibility for such matters subject to resolution in accordance with the Contract Documents. Immediately prior to such partial occupancy or use of the Work, or portions thereof, the District, the Project Inspector, the Contractor and the Architect shall jointly inspect the portions of the Work to be occupied or to be used to determine and record the condition of the Work. Repairs, replacements or other corrective action noted in such inspection shall be promptly performed and completed by the Contractor so that the portion of the Work to be occupied or used by the District is in conformity with the requirements of the Contract Documents and the District's occupancy or use thereof is not impaired. The District's use or occupancy of the Work or portions thereof pursuant to the preceding shall not be deemed "completion" of the Work as that term is used in Public Contract Code §7107.

**2.3.2 No Acceptance of Defective or Nonconforming Work.** Unless otherwise expressly agreed upon by the District and the Contractor, the District's partial occupancy or use of the Work or any portion thereof, shall not constitute the District's acceptance of the Work not complying with the requirements of the Contract Documents or which is otherwise defective.

**2.4 The Project Inspector.** In addition to the authority and rights of the Project Inspector as provided for elsewhere in the Contract Documents, all of the Work shall be performed under the observation of the Project Inspector. The performance of the duties of the Project Inspector under the Contract Documents shall not relieve or limit the Contractor's performance of its obligations under the Contract Documents.

**2.4.1 Access to Work.** The Contractor shall provide the Project Inspector with access to all parts of the Work at any time, wherever located and whether partially or completely fabricated, manufactured, furnished or installed. The Project Inspector shall have the authority to stop Work if the Work is not in conformity with the Contract Documents.

**2.4.2 Limitations on Project Inspector.** The Project Inspector does not have authority to interpret the Contract Documents or to modify the Work depicted in the Contract Documents. No Work inconsistent with the Contract Documents shall be performed solely on the basis of the direction of the Project Inspector, and the Contractor shall be liable to the District for the consequences of all Work performed on such basis.

### **ARTICLE 3: ARCHITECT; CONSTRUCTION MANAGER**

#### **3.1 Administration of the Contract.**

**3.1.1 Role of the Architect and Construction Manager.** The Architect and the Construction Manager will provide administration of the Contract as described in the Contract Documents, and will be the District's representatives during construction until the time that Final Payment is due the Contractor under the Contract Documents. The Architect and Construction Manager will advise and consult with the District and the Project Inspector with respect to the administration of the Contract and the Work. The Architect is authorized to act on behalf of the District to the extent provided for in the Contract Documents; and shall have the responsibilities and powers established by law, including Title 24 of the California Code of Regulations. The Architect and Construction Manager are authorized to stop the Work whenever deemed necessary in the sole discretion of the Architect or the Construction Manager to insure that the Work is completed in accordance

with the Contract Documents.

**3.1.2 Architect's Periodic Site Visits.** The Architect will visit the Site at intervals appropriate to the stage of construction to become generally familiar with the progress and quality of the completed Work and to determine, in general, if the Work is being performed in a manner indicating that the Work, when completed, will be in accordance with the Contract Documents. The Architect will not be required to make exhaustive or continuous Site inspections to check quality or quantity of the Work. On the basis of Site observations as an architect, the Architect will keep the District informed of the progress of the Work, and will endeavor to guard the District against defects and deficiencies in the Work.

**3.1.3 Contractor Responsibility for Construction Means, Methods and Sequences.** Neither the Architect or the Construction Manager will have control over or charge of and be responsible for construction means, methods, techniques, sequences or procedures, or for safety precautions and programs in connection with the Work, these being solely the Contractor's responsibility. Neither the Architect nor Construction Manager will have control over or charge of and be responsible for acts or omissions of the Contractor, Subcontractors, or their agents or employees, or of any other persons performing portions of the Work.

**3.1.4 Review of Applications for Payment.** In accordance with Article 8 hereof, the Architect and Construction Manager will review the Contractor's Applications for Progress Payments and for Final Payment, evaluate the extent of Work performed and the amount properly due the Contractor on such Application for Payment.

**3.1.5 Rejection of Work.** The Architect is authorized to reject Work which is defective or does not conform to the requirements of the Contract Documents. Whenever the Architect considers it necessary or advisable, for implementation of the intent of the Contract Documents, the Architect will have authority to require additional inspections or testing of the Work, whether or not such Work is fabricated, installed or completed. Neither this authority of the Architect nor a decision made in good faith by the Architect to exercise or not to exercise such authority shall give rise to a duty or responsibility to the Contractor, Subcontractors, Material Suppliers, their agents or employees, or other persons performing portions of the Work.

**3.1.6 Submittals.**

**3.1.6.1 Processing of Submittals Through Construction Manager.** Submittals required by the Contract Documents shall be prepared by or on behalf of the Contractor in accordance with the requirements of the Contract Documents. Submittals shall be transmitted by the Contractor to the Construction Manager for distribution by the Construction Manager to the Architect and the District. Upon completion of the Architect's review of a Submittal, the Construction Manager shall transmit the reviewed Submittal to the Contractor for the Contractor's distribution to its Subcontractor(s) and other affected parties.

**3.1.6.2 Architect's Review.** The Architect will review and approve or take other appropriate action upon the Contractor's Submittals, but only for the limited purpose of checking for general conformance with information given and the design concept expressed in the Contract Documents. Review of Submittals is not conducted for the purpose of determining the accuracy and completeness of other details such as

dimensions and quantities, or for substantiating instructions for installation or performance of equipment or systems, all of which remain the responsibility of the Contractor as required by the Contract Documents. The Architect's review of the Contractor's Submittals shall not relieve the Contractor of its obligations under the Contract Documents. The Architect's review of Submittals shall not constitute approval of safety measures, programs or precautions or, unless otherwise specifically stated by the Architect, of any construction means, methods, techniques, sequences or procedures. The Architect's approval of a specific item in a Submittal shall not indicate approval of an assembly of which the item is a component with the Submittal(s) required and relating to such assembly have been reviewed by the Architect.

**3.1.6.3 Time for Architect's Review.** The Architect's review of Submittals will be conducted promptly so as not to delay or hinder the progress of the Work or the activities of the Contractor, the District or the District's separate contractors while allowing sufficient time, in the Architect's reasonable professional judgment, to permit adequate review of Submittals. The foregoing notwithstanding, the Architect's review and return of Submittals will conform with the time limits and other conditions, if any, set forth in the Specifications or the Submittal Schedule if the Submittal Schedule is required by other provisions of the Contract Documents.

**3.1.7 Changes to the Work; Change Orders.** The Architect and Construction Manager will prepare Change Orders, and with the written approval of the District, may authorize minor Changes in the Work which do not result in adjustment of the Contract Time or the Contract Price.

**3.1.8 Completion.** The Architect will conduct observations to determine the date(s) of Substantial Completion and the date(s) of Final Completion, will receive and forward to the District, for the District's review and records, written warranties and related documents required by the Contract Documents and assembled by the Contractor, and will verify that the Contractor has complied with all requirements of the Contract Documents and is entitled to receipt of Final Payment.

**3.1.9 Interpretation of Contract Documents; Architect as Initial Arbiter of Disputes.** The Architect will interpret and decide matters concerning the requirements of the Contract Documents on written request of either the District or the Contractor. The Architect's response to such requests will be made with reasonable promptness and within the time limits agreed upon, if any. If no agreement is reached establishing the time for the Architect's review and response to requests under this Article 3.1.9, the Architect shall be afforded a fifteen (15) day period after receipt of such request to review and respond thereto. Interpretations and decisions of the Architect will be consistent with the intent of and reasonably inferable from the Contract Documents and will be in writing or in the form of drawings. When making such interpretations and decisions, the Architect will endeavor to secure faithful performance by both the District and the Contractor, will not show partiality to either and will not be liable for results of interpretations or decisions so rendered in good faith. The Architect's decisions on matters relating to aesthetic effect will be final if consistent with the intent expressed in the Contract Documents. If there is any disagreement, dispute or other matter in controversy between the District and the Contractor, in addition to other requirements established by the Contract Documents or by law, the submission of the same to the Architect for its decision shall be a condition precedent to initiation of dispute resolution procedures.



**3.1.10 Request for Information.** If the Contractor encounters any condition which the Contractor believes, in good faith and with reasonable basis, is the result of an ambiguity, conflict, error or omission in the Contract Documents (collectively “the Conditions”), it shall be affirmative obligation of the Contractor to timely notify the Architect, in writing, of the Conditions encountered and to request information from the Architect necessary to address and resolve any such Conditions before proceeding with any portion of the Work affected or which may be affected by such Conditions. If the Contractor fails to timely notify the Architect in writing of any Conditions encountered and the Contractor proceeds to perform any portion of the Work containing or affected by such Conditions the Contractor shall bear all costs associated with or required to correct, remove, or otherwise remedy any portion of the Work affected thereby without adjustment of the Contract Time or the Contract Price. In requesting information of the Architect to address and resolve any Conditions the Contractor shall act with promptness in submitting any such written request so as to allow the Architect a reasonable period of time to review, evaluate and respond to any such request, taking into account the then current status of the progress and completion of the Work and the actual or potential impact of any such Conditions upon the completion of the Work within the Contract Time. The Contract Time shall not be subject to adjustment in the event that the Contractor shall fail to timely request information from the Architect. The Architect's responses to any such Contractor request for information shall conform to the standards and time frame set forth in Article 3.1.9 of these General Conditions. The foregoing provisions notwithstanding, in the event that the Architect reasonably determines that any of Contractor's request(s) for information: (i) does not reflect adequate or competent supervision or coordination by the Contractor or any Subcontractor; or (ii) does not reflect the Contractor's adequate or competent knowledge of the requirements of the Work or the Contract Documents; or (iii) is not justified for any other reason, Contractor shall be liable to the District for all costs incurred by the District associated with the processing, reviewing, evaluating and responding to any such request for information, including without limitation, fees of the Architect and any other design consultant to the Architect or the District. In responding to any of Contractor's request(s) for information, the Architect shall, in the response, indicate if the Architect has made the determination pursuant to the preceding sentence and, if so, the amount of costs to be borne by the Contractor for the processing, review, evaluation and response to the request for information. Thereafter, the District is authorized to deduct such amount from any portion of the Contract Price then or thereafter due the Contractor.

**3.1.11 Detail Drawings and Instructions.**

**3.1.11.1 Architect's Additional Details.** In case of ambiguity, conflict, or lack of information, Architect shall furnish additional instructions by means of drawings or otherwise, necessary for proper execution of the Work. All such drawings and instructions shall be consistent with Contract Documents, true developments thereof, and reasonably inferable therefrom. Such additional instructions shall be furnished with reasonable promptness, but not more than fourteen (14) days, provided that Contractor informs Architect and District in writing of the relationship of the requested critical path of the Construction Schedule. Architect will furnish necessary additional details to more fully explain the Work, which details shall be deemed part of the Contract Documents.

**3.1.11.2 Contractor Notice of Impacts.** If the Contractor believes that detail drawings issued by the Architect reflects a change to the scope of work or additional work beyond that reflected in the Contract Documents or reasonably referable therefrom,

the Contractor shall give written notice thereof to Architect and District within five (5) days of the receipt of same. If the Contractor does not give the Architect and District such written notice within five (5) days, the details shall be deemed to be reasonable development of the Work depicted in the Contract Documents without adjustment of the Contract Time or the Contract Price. If notice is given by the Contractor, the Contractor shall set forth in detail the extent of Contract Price or Contract Time adjustments resulting from such details along with the basis upon which the requested Contract Time/Contract Price adjustment is computed. The Architect will review any such notice and request for adjustment of the Contract Time/Contract Price and render the Architect's decision in accordance with the Contract Documents.

- 3.2 Communications; Role of Construction Manager and Architect.** All communications regarding the Work, the performance thereof or the Contract Documents shall be in writing; verbal communications shall be reduced to writing. Communications between the Contractor and the District or the Architect shall be through the Construction Manager. Communications between separate contractors, if any, shall be through the Construction Manager. All written communications between the Contractor and any Subcontractor, Material Supplier or others directly or indirectly engaged by the Contractor to perform or provide any portion of the Work shall be available to the District, the Construction Manager and the Architect for review, inspection and reproduction as may be requested from time to time. Failure or refusal of the Contractor to permit the District, the Construction Manager or Architect to review, inspect or reproduce such written communications may be deemed a default of Contractor hereunder.
- 3.3 Termination of Architect or Construction Manager; Substitute Architect or Construction Manager.** In case of termination of employment of the Architect or the Construction Manager, the District shall appoint a substitute architect or substitute construction manager whose status under the Contract Documents shall be that of the Architect or the Construction Manager, as applicable.

## ARTICLE 4: THE CONTRACTOR

### 4.1 Contractor Review of Contract Documents.

**4.1.1 Examination of Contract Documents.** The Contractor shall carefully study and compare the Contract Documents with each other and with information furnished by the District pursuant to the Contract Documents and shall at once report to the Architect any errors, inconsistencies or omissions discovered. If the Contractor performs any Work knowing, or with reasonable diligence should have known that, it involves an error, inconsistency or omission in the Contract Documents without prior notice to the Architect of the same, the Contractor shall assume full responsibility for such performance and shall bear all attributable costs for correction of the same.

**4.1.2 Field Measurements.** Prior to commencement of the Work, or portions thereof, the Contractor shall take field measurements and verify field conditions at the Site and shall carefully compare such field measurements and conditions and other information known to the Contractor with information provided in the Contract Documents. Errors, inconsistencies or omissions discovered shall be reported to the Architect at once.

**4.1.3 Dimensions; Layouts and Field Engineering.** Unless otherwise expressly provided,

dimensions indicated in the Drawings are intended for reference only. The Drawings are intended to be diagrammatic and schematic in nature; the Contractor shall be solely responsible for coordinating the Work of the Contract Documents. All field engineering required for laying out the Work and establishing grades for earthwork operations shall be by the Contractor at its expense. Any field engineering or other engineering to be provided or performed by the Contractor under the Contract Documents and required or necessary for the proper execution or installation of the Work shall be provided and performed by the an engineer duly registered under the laws of the State of California in the engineering discipline for such portion of the Work. Upon commencement of any item of the Work, the Contractor is responsible for dimensions of such item of Work and related Work; without adjustment of the Contract Time or Contract Price, the Contractor is responsible for making component parts of the Work fit together properly.

**4.1.4 Work in Accordance With Contract Documents.** The Contractor shall perform all of the Work in strict conformity with the Contract Documents and approved Submittals.

## **4.2 Site Investigation; Subsurface Conditions.**

**4.2.1 Contractor Investigation.** The Contractor shall be responsible for, and by executing the Agreement acknowledges, that it has carefully examined the Site and has taken all steps it deems reasonably necessary to ascertain all conditions which may effect the Work, or the cost thereof, including, without limitation, conditions bearing upon transportation, disposal, handling or storage of materials; availability of labor and materials; access to the Site; and the physical conditions and the character of equipment, materials, labor and services necessary to perform the Work. Any failure of the Contractor to do so will not relieve it from the responsibility for fully and completely performing all Work without adjustment to the Contract Price or the Contract Time. The District assumes no responsibility to the Contractor for any understandings or representations concerning conditions or characteristics of the Site, or the Work, made by any of its officers, employees or agents prior to the execution of the Agreement, unless such understandings or representations are expressly set forth in the Agreement.

**4.2.2 Subsurface Data.** By executing the Agreement, the Contractor acknowledges that it has examined the boring data and other subsurface data available and satisfied itself as to the character, quality and quantity of surface and subsurface materials, including without limitation, obstacles which may be encountered in performance of the Work, insofar as this information is reasonably ascertainable from an inspection of the Site, review of available subsurface data and analysis of information furnished by the District under the Contract Documents. Subsurface data or other soils investigation report provided by the District hereunder are not a part of the Contract Documents. Information contained in such data or report regarding subsurface conditions, elevations of existing grades, or below grade elevations are approximate only and is neither guaranteed or warranted by the District to be complete and accurate. The Contractor shall examine all boring and other subsurface data to make its own independent interpretation of the subsurface conditions and acknowledges that its bid is based upon its own opinion of the conditions which may be encountered.

**4.2.3 Subsurface Conditions.** If the Work under the Contract Documents involves digging trenches or other excavations that extend deeper than four feet below the surface, the Contractor shall promptly and before the following conditions are disturbed, notify the Project Inspector, in writing, of any: (i) material that the Contractor believes may be material

that is hazardous waste, as defined in California Health and Safety Code §25117, that is required to be removed to a Class I or Class II or Class III disposal site in accordance with provisions of existing law; (ii) subsurface or latent physical conditions at the site differing from those indicated; or (iii) unknown physical conditions at the site of any unusual nature, different materially from those ordinarily encountered and generally recognized as inherent in the Work or the character provided for in the Contract Documents. If upon notice to the District of the conditions described above and upon the District's investigation thereof, the District determines that the conditions so materially differ or involve such hazardous materials which require an adjustment to the Contract Price or the Contract Time, the District shall issue a Change Order in accordance with Article 9 hereof. In accordance with California Public Contract Code §7104, any dispute arising between the Contractor and the District as to any of the conditions listed in (i), (ii) or (iii) above, shall not excuse the Contractor from the completion of the Work within the Contract Time and the Contractor shall proceed with all Work to be performed under the Contract Documents. The District reserves the right to terminate the Contract pursuant to Article 15.2 hereof should the District determine not to proceed because of any condition described in (i), (ii) or (iii) above.

### **4.3 Supervision and Construction Procedures.**

**4.3.1 Supervision of the Work.** The Contractor shall supervise and direct performance of the Work, using the Contractor's best skill and attention. The Contractor shall be solely responsible for, and have control over, construction means, methods, techniques, sequences and procedures and for coordinating all portions of the Work under the Contract Documents, unless Contract Documents give other specific instructions concerning these matters. The Contractor shall be responsible for inspection of completed or partially completed portions of Work to determine that such portions are in proper condition to receive subsequent Work.

**4.3.2 Responsibility for the Work.** The Contractor shall be responsible to the District for acts and omissions of the Contractor's employees, Subcontractors and their agents and employees, and all other persons performing any portion of the Work under a contract with the Contractor. The Contractor shall not be relieved of the obligation to perform the Work in accordance with the Contract Documents either by activities or duties of the Construction Manager, Project Inspector or the Architect in the Architect's administration of the Contract, or by tests, inspections or approvals required or performed by persons other than the Contractor.

**4.3.3 Layouts.** The Contractor is solely responsible for laying-out the Work so that construction of the Work conforms to the requirements of the Contract Documents and so that all component parts of the Work are coordinated. The Contractor shall be responsible for maintenance and preservation of benchmarks, reference points and stakes for the Work. The cost of maintenance and preservation of benchmarks, reference points and stakes shall be included within the Contract Price. The Contractor shall be solely responsible for all loss or costs resulting from the loss, destruction, disturbance or damage of benchmarks, reference points or stakes.

**4.3.4 Construction Utilities.** The District will furnish and pay the costs of utility services for the Work as set forth in the Special Conditions; all other utilities necessary to complete the Work and to completely perform all of the Contractors' obligations shall be obtained by the Contractor without adjustment of the Contract Price. The Contractor shall furnish and install necessary or appropriate temporary distributions of utilities, including utilities furnished by

the District. Any such temporary distributions shall be removed by the Contractor upon completion of the Work. The costs of all such utility services, including the installation and removal of temporary distributions thereof, shall be borne by the Contractor and included in the Contract Price.

**4.3.5 Existing Utilities; Removal, Relocation and Protection.** In accordance with California Government Code §4215, the District shall assume the responsibility for the timely removal, relocation, or protection of existing main or trunkline utility facilities located on the Site which are not identified in the Drawings, Specifications or other Contract Documents. Contractor shall be compensated for the costs of locating, repairing damage not due to the Contractor's failure to exercise reasonable care, and removing or relocating such utility facilities not indicated in the Drawings, Specifications and other Contract Documents with reasonable accuracy and for equipment on the Site necessarily idled during such work. Contractor shall not be assessed Liquidated Damages for delay in completion of the Work when such delay is caused by the failure of the District or the District of the utility to provide for removal or relocation of such utility facilities. Nothing in this Article 4.3.5 shall be deemed to require the District to indicate the presence of existing service laterals or appurtenances whenever the presence of such utilities on the Site can be inferred from the presence of other visible facilities, such as buildings, meters and junction boxes, on or adjacent to the Site. If the Contractor encounters utility facilities not identified by the District in the Drawings, Specifications, or other Contract Documents, the Contractor shall immediately notify, in writing, the District, the Project Inspector, the Architect, the Construction Manager and the utility owner. In the event that such utility facilities are owned by a public utility, the public utility shall have the sole discretion to perform repairs or relocation work or permit the Contractor to do such repairs or relocation work at a reasonable price.

**4.3.6 Conferences and Meetings.** A material obligation of the Contractor under the Contract Documents is the attendance at required meetings by the Contractor's supervisory personnel for the Work and the Contractor's management personnel as required by the Contract Documents or as requested by the District. The Contractor's personnel participating in conferences and meetings relating to the Work shall be authorized to act on behalf of the Contractor and to bind the Contractor. The Contractor is solely responsible for arranging for the attendance by Subcontractors, Material Suppliers at meetings and conferences relating to the Work as necessary, appropriate or as requested by the District.

**4.3.6.1 Pre-Construction Conference.** The Contractor's representatives (and representatives of Subcontractors as requested by the District) shall attend a Pre-Construction Conference at such time and place as designated by the District. The Pre-Construction Conference will generally address the requirements of the Work and Contract Documents, and to establish construction procedures. Subject matters of the Pre-Construction Conference will include as appropriate: (a) administrative matters, including an overview of the respective responsibilities of the District, Architect, Construction Manager, Contractor, Subcontractor, Project Inspector and others performing any part of the Work or services relating to the Work; (b) Submittals; (c) Changes and Change Order processing; (d) employment practices, including Certified Payroll preparation and submission and prevailing wage rate responsibilities of the Contractor and Subcontractors; (e) Progress Schedule development and maintenance; (f) development of Schedule of Values and payment procedures; (g) communication procedures, including the handling of Requests for Information; (h)

emergency and safety procedures; (i) Site visitor policies; (j) conduct of Contractor/Subcontractor personnel at the Site; and (k) punchlist/close-out procedures.

**4.3.6.2 Progress Meetings.** Progress meetings will be conducted on regular intervals (weekly unless otherwise expressly indicated elsewhere in the Contract Documents). The Contractor's representatives and representatives of Subcontractors (as requested by the District) shall attend Progress Meetings. Progress Meetings will be chaired by the Construction Manager and will generally include as agenda items: Site safety, field issues, coordination of Work, construction progress and impacts to timely completion, if any. The purposes of the Progress Meetings include: a formal and regular forum for discussion of the status and progress of the Work by all Project participants, a review of progress or resolution of previously raised issues and action items assigned to the Project participants, and reviews of the Progress Schedule and Submittals.

**4.3.6.3 Special Meetings.** As deemed necessary or appropriate by the District, Special Meetings will be conducted with the participation of the Contractor, Subcontractors and other Project participants as requested by the District.

**4.3.6.4 Minutes of Meetings.** Following conclusion of the Pre-Construction Conference, Progress Meetings and Special Meetings, the Construction Manager or Architect will prepare and distribute minutes reflecting the items addressed and actions taken at a meeting or conference. Unless the Contractor notifies the Architect and the Construction Manager in writing of objections or corrections to minutes prepared hereunder within five (5) dates of the date of distribution of the minutes, the minutes as distributed shall constitute the official record of the meeting or conference. No objections or corrections of any Subcontractor or Material Supplier shall be submitted directly to the Architect or the Construction Manager; such objections or corrections shall be submitted to the Architect and the Construction Manager through the Contractor. If the Contractor timely interposes objections or notes corrections, the resolution of such matters shall be addressed at the next scheduled Progress Meeting.

**4.3.7 Temporary Sanitary Facilities.** At all times during Work at the Site, the Contractor shall obtain and maintain temporary sanitary facilities in conformity with applicable law, rule or regulation. The Contractor shall maintain temporary sanitary facilities in a neat and clean manner with sufficient toilet room supplies. Personnel engaged in the Work are not permitted to use toilet facilities at the Site.

#### **4.3.8 Noise and Dust Control.**

**4.3.8.1 Noise Control.** The Contractor shall install noise reducing devices on construction equipment. Contractor shall comply with the requirements of the city and county having jurisdiction with regard to noise ordinances governing construction sites and activities. Construction Equipment noise at the Site shall be limited and only as permitted by applicable law, rule or regulation. If classes are in session at any point during the progress of the Work, and, in the District's reasonable discretion, the noise from any Work disrupts or disturbs the students or faculty or the normal operation of the college, at the District's request, the Contractor shall schedule the performance of all such Work around normal college hours or make other

arrangements so that the Work does not cause such disruption or disturbance. In no event shall such arrangements result in adjustment of the Contract Price or the Contract Time.

**4.3.8.2 Dust Control.** The Contractor shall be fully and solely responsible for maintaining and upkeeping all areas of the Site and adjoining areas, outdoors and indoors, free from flying debris, grinding powder, sawdust, dirt and dust as well as any other product, product waste or work waste, that by becoming airborne may cause respiratory inconveniences to persons, particularly to students and District personnel. Additionally, the Contractor shall take specific care to avoid deposits of airborne dust or airborne elements. Such protection devices, systems or methods shall be in accordance with the regulations set forth by the EPA and OSHA, and other applicable law, rule or regulation. Additionally, the Contractor shall be the sole party responsible to regularly and routinely clean up and remove any and all deposits of dust and other elements. Damage and/or any liability derived from the Contractor's failure to comply with these requirements shall be exclusively at the cost of the Contractor, including, without limitation, any and all penalties that may be incurred for violations of applicable law, rule or regulation, and any amounts expended by the District to pay such damages shall be due and payable to the District on demand. Contractor shall replace any damages property or part thereof and professionally clean any and all items that become covered or partially covered to any degree by dust or other airborne elements. If classes are in session at any point during the progress of Work, and, in the District's reasonable discretion, flying debris, grinding powder, sawdust, dirt or dust from any Work disrupts or disturbs the students or faculty or the normal operation of the college, at the District's request, the Contractor shall schedule the performance of all such Work around normal college hours and make other arrangements so that the Work does not cause such disruption or disturbance. In no event shall such arrangements result in adjustment of the Contract Price or the Contract Time.

**4.3.8.3 Contractor Failure to Comply.** If the Contractor fails to comply with the requirements for dust control, noise control, or any other maintenance or clean up requirement of the Contract Documents, upon notice from the District, Architect, Project Inspector or Construction Manager to the Contractor, the Contractor shall take immediate action. Should the Contractor fail to respond with immediate and responsive action and not later than twenty-four (24) hours from such notification, the District shall have the absolute right to proceed as it may deem necessary to remedy such matter. Any and all costs incurred by the District in connection with such actions shall be the sole responsibility of, and be borne by, the Contractor; the District may deduct such amounts from the Contract Price then or thereafter due the Contractor.

**4.3.9 Debris Recycling; Contractor Submittal of Debris Recycling Statement.** The Contractor and all Subcontractors shall maintain current, complete and accurate records of debris and other waste (collectively "Waste Materials") resulting from performance of the Work. The Contractor shall compile the records of the Contractor and all Subcontractors on a monthly basis. Based on such compilation, the Contractor shall, each month during performance of the Work, complete the form of Debris Recycling Statement (Attachment C to the Special Conditions) for itself and all Subcontractors performing Work at the Site. The Debris Recycling Statement must be executed by the Contractor's Superintendent, Construction Manager or other authorized employee; the completed/executed form of Debris Recycling Statement shall be submitted by the

Contractor to the District each month during the Work concurrently with the Contractor's submission of its Applications for Progress Payment. During the Contract term, monthly records for each calendar year shall be compiled by the Contractor's Superintendent and submitted to the College's Project Manager, no later than January 15<sup>th</sup> of the following year.

#### **4.4 Labor and Materials.**

**4.4.1 Payment for Labor, Materials and Services.** Unless otherwise provided in the Contract Documents, the Contractor shall provide and pay for labor, materials, equipment, tools, Construction Equipment and machinery, water, heat, utilities, transportation, and other facilities and services necessary for proper execution and completion of the Work, whether temporary or permanent and whether or not incorporated in the Work.

**4.4.2 Employee Discipline.** The Contractor shall enforce strict discipline and good order among the Contractor's employees, the employees of any Subcontractor or Sub-subcontractor, and all other persons performing any part of the Work at the Site. The Contractor shall not permit employment of unfit persons or persons not skilled in tasks assigned to them. The Contractor shall dismiss from its employ and direct any Subcontractor or Sub-subcontractor to dismiss from their employment any person deemed by the District to be unfit or incompetent to perform Work and thereafter, the Contractor shall not employ nor permit the employment of such person for performance of any part of the Work without the prior written consent of the District, which consent may be withheld in the reasonable discretion of the District.

**4.4.3 Contractor's Superintendent.** Contractor shall employ a competent Superintendent who is fluent in spoken and written English along with necessary assistants who shall be in attendance at the Site at all times during the performance of Work at the Site. Before commencing the Work, Contractor shall designate in writing the name, qualifications, experience and references from owners and architects on previous projects for Contractor's proposed Superintendent who, on approval of District, shall have full authority to represent and act for Contractor. All directions given to the Superintendent shall be as binding as if given to Contractor. A facsimile of the signatures of the authorized representatives of Contractor shall be submitted to Architect and District. The Contractor's communications relating to the Work or the Contract Documents shall be through the Contractor's Superintendent. The Superintendent shall represent the Contractor and communications given to the Superintendent shall be binding as if given to the Contractor. The Contractor shall dismiss the Superintendent or any of his/her assistants if they are deemed, in the sole reasonable judgment of the District, to be unfit, incompetent or incapable of performing the functions assigned to them. In such event, the District shall have the right to approve of the replacement superintendent or assistant. Unless expressly excused by the District, the Contractor's Superintendent shall attend all Project meetings as the Contractor's representative.

#### **4.4.4 Prohibition on Harassment.**

**4.4.4.1 District's Policy Prohibiting Harassment.** The District is committed to providing a campus and workplace free of sexual harassment and harassment based on factors such as race, color religion, national origin, ancestry, age, medical condition, marital status, disability or veteran status. Harassment includes without limitation, verbal, physical or visual conduct which creates an intimidating, offensive



or hostile environment such as racial slurs; ethnic jokes; posting of offensive statements, posters or cartoons or similar conduct. Sexual harassment includes without limitation the solicitation of sexual favors, unwelcome sexual advances, or other verbal, visual or physical conduct of a sexual nature.

**4.4.4.2 Contractor's Adoption of Anti-Harassment Policy.** Contractor shall adopt and implement all appropriate and necessary policies prohibiting any form of discrimination in the workplace, including without limitation harassment on the basis of any classification protected under local, state or federal law, regulation or policy. Contractor shall take all reasonable steps to prevent harassment from occurring, including without limitation affirmatively raising the subject of harassment among its employees, expressing strong disapproval of any form of harassment, developing appropriate sanctions, informing employees of their right to raise and how to raise the issue of harassment and informing complainants of the outcome of an investigation into a harassment claim. Contractor shall require that any Subcontractor or Sub-subcontractor performing any portion of the Work to adopt and implement policies in conformity with this Article 4.4.4.

**4.4.4.3 Prohibition on Harassment at the Site.** Contractor shall not permit any person, whether employed by Contractor, a Subcontractor, Sub-subcontractor, or any other person or entity, performing any Work at or about the Site to engage in any prohibited form of harassment. Any such person engaging in a prohibited form of harassment directed to any individual performing or providing any portion of the Work at or about the Site shall be subject to appropriate sanctions in accordance with the anti-harassment policy adopted and implemented pursuant to Article 4.4.4.2 above. Any person, performing or providing Work on or about the Site engaging in a prohibited form of harassment directed to any student, faculty member or staff of the District or directed to any other person on or about the Site shall be subject to immediate removal and shall be prohibited thereafter from providing or performing any portion of the Work. Upon the District's receipt of any notice or complaint that any person employed directly or indirectly by Contractor in performing or providing the Work has engaged in a prohibited form of harassment, the District will promptly undertake an investigation of such notice or complaint. In the event that the District, after such investigation, reasonably determines that a prohibited form of harassment has occurred, the District shall promptly notify the Contractor of the same and direct that the person engaging in such conduct be immediately removed from the Site. Unless the District's determination that a prohibited form of harassment has occurred is grossly negligent or without reasonable cause, District shall have no liability for directing the removal of any person determined to have engaged in a prohibited form of harassment nor shall the Contract Price or the Contract Time be adjusted on account thereof. Contractor and the Surety shall defend, indemnify and hold harmless the District and its employees, officers, board of trustees, agents, and representatives from any and all claims, liabilities, judgments, awards, actions or causes of actions, including without limitation, attorneys' fees, which arise out of, or pertain in any manner to: (i) the assertion by any person dismissed from performing or providing work at the direction of the District pursuant to this Article 4.4.4.3; or (ii) the assertion by any person that any person directly or indirectly under the employment or direction of the Contractor has engaged in a prohibited form of harassment directed to or affecting such person. The obligations of the Contractor and the Surety under the preceding sentence are in addition to, and not in lieu of, any other obligation of defense, indemnity and hold harmless whether arising under the Contract

Documents, at law or otherwise; these obligations survive completion of the Work or the termination of the Contract.

**4.5 Taxes.** The Contractor shall pay, without adjustment of the Contract Price, all sales, consumer, use and other taxes for the Work or portions thereof provided by the Contractor under the Contract Documents.

**4.6 Permits, Fees and Notices; Compliance With Laws.**

**4.6.1 Payment of Permits, Fees.** The District shall secure and pay for the building permits, other permits, governmental fees, licenses and inspections necessary or required for the proper execution and completion of the Work, except as otherwise provided in the Special Conditions. If permits/approvals are designated in the Special Conditions as the Contractor's responsibility, the Contractor shall obtain such permits/approvals at its sole cost and expense without adjustment of the Contract Price. Fees, costs or other expenses associated with or arising in connection with Deferred Approval Items shall be the responsibility of the Contractor without adjustment of the Contract Price.

**4.6.2 Compliance With Laws.** The Contractor shall comply with and give notices required by laws, ordinances, rules, regulations and other orders of public authorities bearing on performance of the Work.

**4.6.3 Notice of Variation From Laws.** If the Contractor knows, or has reason to believe, that any portion of the Contract Documents are at variance with applicable laws, statutes, ordinances, building codes, regulations or rules, the Contractor shall promptly notify the Architect, Construction Manager and the Project Inspector, in writing, of the same. If the Contractor performs Work knowing, or with reasonable diligence should have known, it to be contrary to laws, statutes, ordinances, building codes, rules or regulations applicable to the Work without such notice to the Architect and the Project Inspector, the Contractor shall assume full responsibility for such Work and shall bear the attributable costs arising or associated therefrom, including without limitation, the removal, replacement or correction of the same.

**4.7 Submittals.**

**4.7.1 Purpose of Submittals.** Shop Drawings, Product Data, Samples and similar submittals (collectively "Submittals") are not Contract Documents. The purpose for submission of Submittals is to demonstrate, for those portions of the Work for which Submittals are required, the manner in which the Contractor proposes to provide or incorporate such item of the Work in conformity with the information given and the design concept expressed in the Contract Documents.

**4.7.2 Contractor's Submittals.**

**4.7.2.1 Prompt Submittals.** The Contractor shall review, approve and submit to the Architect or such other person or entity designated by the District, the number of copies of Submittals required by the Contract Documents. All Submittals required by the Contract Documents shall be prepared, assembled and submitted by the Contractor to the Architect within the time frames set forth in the Submittal Schedule incorporated and made a part of the Approved Construction Schedule prepared and submitted by the Contractor pursuant to Article 7 of these General Conditions. Contractor's submission of Submittals in conformity with the Submittal Schedule is a

material obligation of the Contractor. In the event of Contractor's failure or refusal to deliver Submittals to the Architect in accordance with the Submittal Schedule, the Contractor shall be subject to per diem assessments in the amount set forth in the Special Conditions for each day of delayed submission for any Submittal beyond the date set forth in the Submittal Schedule for Contractor's submission of such Submittal. Contractor and District acknowledge and agree that if Contractor shall fail to deliver Submittals in accordance with the Submittal Schedule, the District will incur costs and expenses not contemplated by the Contract Documents, the exact amount of which are difficult to ascertain and fix. Contractor and the District acknowledge and agree that the per diem assessment for delayed submission of Submittals set forth in the Special Conditions represents a reasonable estimate of costs and expenses the District will incur as a result of delayed submission of Submittals and that the same is not a penalty. Notwithstanding Contractor's submission of all required Submittals in accordance with the Submittal Schedule, in the event that the District or the Architect reasonably determines that all or any portion of such Submittals fail to comply with the requirements of Articles 4.7.2.2, 4.7.2.3 and 4.7.2.4 of these General Conditions and/or such Submittals are not otherwise complete and accurate so as to require re-submission, Contractor shall bear all costs associated with the review and approval of the second resubmitted Submittals, including without limitation Architect's fees incurred in connection therewith; provided that such costs are in addition to, and not in lieu of, any per diem assessments imposed under this Article 4.7.2.1 for Contractor's delayed submission of Submittals. In the event of the District's imposition of the per diem assessments due to the Contractor's delayed submission of Submittals or in the event of the District's assessment of costs and expenses incurred to review incomplete or inaccurate Submittals, the District may deduct the same from any portion the Contract Price then or thereafter due the Contractor. Submittals not required by the Contract Documents or which do not otherwise conform to the requirements of the Contract Documents may be returned without action. No adjustment to the Contract Time or the Contract Price shall be granted to the Contractor on account of its failure to make timely submission of any Submittal.

**4.7.2.2 Approval of Subcontractor Submittals.** All Submittals prepared by Subcontractors, of any tier, Material Suppliers, manufacturers or distributors shall bear the written approval of the Contractor thereto prior to submission to the Architect for review. Any Submittal not bearing the Contractor's written approval shall be subject to return to the Contractor for re-submittal in conformity herewith, with the same being deemed to not have been submitted. Any delay, impact or cost associated therewith shall be the sole and exclusive responsibility of the Contractor without adjustment to the Contract Time or the Contract Price.

**4.7.2.3 Verification of Submittal Information.** By approving and submission of Submittals, the Contractor represents to the District and Architect that the Contractor has determined and verified materials, field measurements, field construction criteria, catalog numbers and similar data related thereto and has checked and coordinated the information contained within such Submittals with the requirements of the Work and of the Contract Documents. Each Submittal shall include the following certification duly executed by the Contractor's Superintendent or Construction Manager for the Work:

"The Contractor has reviewed and approved the field dimensions and construction criteria of the attached Submittal. The Contractor has verified that

the Submittal includes notations of any portion of the Work depicted in the Submittal which is not in strict conformity with the Contract Documents. The information in the attached Submittal has been reviewed and coordinated by the Contractor with information included in other Submittals.”

**4.7.2.4 Contractor Responsibility for Deviations.** The Contractor shall not be relieved of responsibility for correcting deviations from the requirements of the Contract Documents by the Architect's review of Submittals unless the Contractor has specifically informed the Architect in writing of such deviation at the time of submission of the Submittal and the Architect has given written approval to the specific deviation. A material obligation of the Contractor is its specific/detailed identification and notation on the transmittal cover-sheet of each submission of Submittals any deviation between the Work as indicated in the Contract Documents and as indicated in the Submittal. The Contractor shall not be relieved of responsibility for errors or omissions in Submittals by the Architect's review thereof.

**4.7.2.5 No Performance of Work Without Architect Review.** The Contractor shall perform no portion of the Work requiring the Architect's review of Submittals until the Architect has completed its review and returned the Submittal to the Contractor indicating "No Exception Taken" to such Submittal. The Contractor shall not perform any portion of the Work forming a part of a Submittal or which is affected by a related Submittal until the entirety of the Submittal or other related Submittal has been fully processed. Such Work shall be in accordance with the final action taken by the Architect in review of Submittals and other applicable portions of the Contract Documents.

**4.7.3 Architect Review of Submittals.** The purpose of the Architect's review of Submittals and the time for the Architect's return of Submittals to the Contractor shall be as set forth elsewhere in the Contract Documents. If the Architect returns a Submittal as rejected or requiring correction(s) with re-submission, the Contractor, so as not to delay the progress of the Work, shall promptly thereafter resubmit a Submittal conforming to the requirements of the Contract Documents; the resubmitted Submittal shall indicate the portions thereof modified in accordance with the Architect's direction. When professional certification of performance criteria of materials, systems or equipment is required by the Contract Documents, the Architect shall be entitled to rely upon the accuracy and completeness of such calculations and certifications accompanying Submittals. The Architect's review of the Submittals is for the limited purposes described in the Contract Documents.

**4.7.4 Deferred Approval Items.** In the event that any portion of the Work is designated in the Contract Documents as a "Deferred Approval" item, Contractor shall be solely and exclusively responsible for the preparation of Submittals for such item(s) in a timely manner so as not to delay or hinder the completion of the Work within the Contract Time.

## **4.8 Materials and Equipment.**

**4.8.1 Specified Materials, Equipment.** References in the Contract Documents to any specific article, device, equipment, product, material, fixture, patented process, form, method or type of construction, by name, make, trade name, or catalog number, with or without the words "or equal" shall be deemed to establish a minimum standard of quality or performance, and shall not be construed as limiting competition.

**4.8.2 Approval of Substitutions or Alternatives.** The Contractor may propose to furnish alternatives or substitutes for a particular item specified in the Contract Documents, provided that such proposed substitution or alternative complies with the requirements of the Specifications relating to substitutions of specified items and the Contractor certifies to the Architect that the quality, performance capability and functionality (including visual and/or aesthetic effect) of the proposed alternative or substitute will meet or exceed the quality, performance capability and functionality of the item or process specified, and must demonstrate to the Architect that the use of the substitution or alternative is appropriate and will not delay completion of the Work or result in an increase to the Contract Price. The Contractor shall submit engineering, construction, dimension, visual, aesthetic and performance data to the Architect to permit its proper evaluation of the proposed substitution or alternative. If requested by the Architect, Contractor shall promptly furnish any additional information or data regarding a proposed substitution or alternative which the Architect deems reasonably necessary for the evaluation of the proposed substitution or alternative. The Contractor shall not provide, furnish or install any substitution or alternative without the Architect's review and final action on the proposed substitution or alternative; any alternative or substitution installed or incorporated into the Work without first obtaining the Architect's review and final action of the same shall be subject to removal pursuant to Article 12 hereof. The Architect's decision evaluating the Contractor's proposed substitutions or alternatives shall be final. Neither the Contract Time nor the Contract Price shall be increased on account of any substitution or alternative proposed by the Contractor and which is accepted by the Architect; provided, however, that in the event a substitution or alternative accepted by the Architect and purchase, fabrication and/or installation or such accepted substitution or alternative shall be less expensive than the originally specified item, the Contract Price shall be reduced by the actual cost savings realized by the Contractor's furnishing and/or installation of such approved substitution or alternative. The Contractor shall be solely responsible for all costs and fees incurred by the District to review a proposed substitution or alternative, including without limitation fees of the Architect, of the Architect's consultant(s) and/or governmental agencies to review and/or approve any proposed substitution or alternative. The Contractor shall be solely responsible for any increase in the cost of any accepted substitution or alternative or any Work affected by such alternative or substitution. The foregoing notwithstanding, all requests for the Architect's review and approval of any proposed substitution or alternative and all engineering, construction, dimension and performance data substantiating the equivalency of the proposed substitution or alternative shall be submitted by Contractor not later than thirty-five (35) days following the date of the District's award of the Contract to Contractor by action of the District's Board of Trustees; any request for approval of proposed alternatives or substitutions submitted thereafter may be rejected summarily. The foregoing process and time limits shall apply to any proposed substitution or alternative regardless of whether the substitute or alternate item is to be provided, furnished or installed by Contractor, any Subcontractor, any Sub-Subcontractor, Material Supplier or Manufacturer.

**4.8.3 "Sole Source" Products.** If any material, equipment, product or other item is designated in the Contract Documents as a "District Standard" or similar words/terms, the District shall be deemed to have made a finding that such material, equipment, product or other item is designated and specified to match other materials, equipment, products, or other item in use in a completed or to be completed work of improvement and not subject to substitution. If any material, equipment, or other item is identified in the Contract Documents as being the only source of the material, equipment or other item necessary to accomplish the intended result(s), such material, equipment or other item shall not be

subject to substitution.

**4.8.4 Placement of Material and Equipment Orders.** Contractor shall, after award of the Contract, promptly and timely place all orders for materials and/or equipment necessary for completion of the Work so that delivery of the same shall be made without delay or interruption to the timely completion of the Work. Contractor shall require that any Subcontractor or Sub-Subcontractor performing any portion of the Work similarly place orders for all materials and/or equipment to be furnished by any such Subcontractor or Sub-Subcontractor in a prompt and timely manner so that delivery of the same shall be made without delay or interruption to the timely completion of the Work. Upon request of the District, Construction Manager or the Architect, the Contractor shall furnish reasonably satisfactory written evidence of the placement of orders for materials and/or equipment necessary for completion of the Work, including without limitation, orders for materials and/or equipment to be provided, furnished or installed by any Subcontractor or Sub-Subcontractor.

**4.8.5 District's Right to Place Orders for Materials and/or Equipment.** Notwithstanding any other provision of the Contract Documents, in the event that the Contractor shall, upon request of the District or the Architect, fail or refuse, for any reason, to provide reasonably satisfactory written evidence of the placement of orders for materials and/or equipment necessary for completion of the Work, or should the District determine, in its sole and reasonable discretion, that any orders for materials and/or equipment have not been placed in a manner so that such materials and/or equipment will be delivered to the Site so the Work can be completed without delay or interruption, the District shall have the right, but not the obligation, to place such orders on behalf of the Contractor. If the District exercises the right to place orders for materials and/or equipment pursuant to the foregoing, the District's conduct shall not be deemed to be an exercise, by the District, of any control over the means, methods, techniques, sequences or procedures for completion of the Work, all of which remain the responsibility and obligation of the Contractor. Notwithstanding the right of the District to place orders for materials and/or equipment pursuant to the foregoing, the election of the District to exercise, or not to exercise, such right shall not relieve the Contractor from any of Contractor's obligations under the Contract Documents, including without limitation, completion of the Work within the Contract Time and for the Contract Price. If the District exercises the right hereunder to place orders for materials and/or equipment on behalf of Contractor pursuant to the foregoing, Contractor shall reimburse the District for all costs and fees incurred by the District in placing such orders; such costs and fees may be deducted by the District from the Contract Price then or thereafter due the Contractor.

## **4.9 Safety.**

**4.9.1 Safety Programs.** The Contractor shall be solely responsible for initiating, maintaining and supervising all safety programs required by applicable law, ordinance, regulation or governmental orders in connection with the performance of the Contract, or otherwise required by the type or nature of the Work. The Contractor's safety program shall include all actions and programs necessary for compliance with California or federally statutorily mandated workplace safety programs, including without limitation, compliance with the California Drug Free Workplace Act of 1990 (California Government Code §§8350 et seq.). Without limiting or relieving the Contractor of its obligations hereunder, the Contractor shall require that its Subcontractors similarly initiate and maintain all appropriate or required safety programs. Prior to commencement of Work at the Site, the Contractor shall provide

the Architect, Project Inspector, the Construction Manager and District with the Contractor's proposed safety program for the Work for the Construction Manager's review. The Architect, the Construction Manager and the Project Inspector are authorized to enforce the Contractor's obligation to implement the safety program accepted by the Construction Manager.

- 4.9.2 Safety Precautions.** The Contractor shall be solely responsible for initiating and maintaining reasonable precautions for safety of, and shall provide reasonable protection to prevent damage, injury or loss to: (i) employees on the Work and other persons who may be affected thereby; (ii) the Work and materials and equipment to be incorporated therein, whether in storage on or off the site, under care, custody or control of the Contractor or the Contractor's Subcontractors or Sub-subcontractors; and (iii) other property or items at the site of the Work, or adjacent thereto, such as trees, shrubs, lawns, walks, pavements, roadways, structures and utilities not designated for removal, relocation or replacement in the course of construction. The Contractor shall take adequate precautions and measures to protect existing roads, sidewalks, curbs, pavement, utilities, adjoining property and improvements thereon (including without limitation, protection from settlement or loss of lateral support) and to avoid damage thereto. Without adjustment of the Contract Price or the Contract Time, the Contractor shall repair, replace or restore any damage or destruction of the foregoing items as a result of performance or installation of the Work. Contractor's personnel who do not abide by Contractor's accepted Safety Plan shall be removed from the site.
- 4.9.3 Safety Signs, Barricades.** The Contractor shall erect and maintain, as required by existing conditions and conditions resulting from performance of the Contract, reasonable safeguards for safety and protection of property and persons, including, without limitation, posting danger signs and other warnings against hazards, promulgating safety regulations and notifying Districts and users of adjacent sites and utilities. Contractor shall provide directional and informational signage as required to direct pedestrian traffic around the work area. Contractor will be required to fence in the Construction Site and all gates shall be closed while students are on campus. Contractor shall provide spotters, both front and rear, for any vehicles moving throughout occupied student or faculty areas.
- 4.9.4 Safety Notices.** The Contractor shall give or post all notices required by applicable law and comply with applicable laws, ordinances, rules, regulations and lawful orders of public authorities bearing on safety of persons or property or their protection from damage, injury or loss.
- 4.9.5 Safety Coordinator.** The Contractor shall designate a responsible member of the Contractor's organization at the Site whose duty shall be the prevention of accidents and the implementation and maintenance safety precautions and programs. This person shall be the Contractor's superintendent unless otherwise designated by the Contractor in writing to the Project Inspector and the Architect.
- 4.9.6 Emergencies; First Aid.** In an emergency affecting safety of persons or property, the Contractor shall act, to prevent threatened damage, injury or loss. The Contractor shall maintain stocked emergency first aid kits at the Site which comply with applicable law, rule or regulation.
- 4.9.7 Hazardous Materials.**

**4.9.7.1 General.** In the event that the Contractor, any Subcontractor or anyone employed directly or indirectly by them shall use, at the Site, or incorporate into the Work, any material or substance deemed to be hazardous or toxic under any law, rule, ordinance, regulation or interpretation thereof (collectively "Hazardous Materials"), the Contractor shall comply with all laws, rules, ordinances or regulations applicable thereto and shall exercise all necessary safety precautions relating to the use, storage or disposal thereof.

**4.9.7.2 Prohibition on Use of Asbestos Construction Building Materials ("ACBMs").** Notwithstanding any provision of the Drawings or the Specifications to the contrary, it is the intent of the District that ACBMs not be used or incorporated into any portion of the Work. In the event that any portion of the Work depicted in the Drawings or the Specifications shall require materials or products which the Contractor knows, or should have known with reasonably diligent investigation, to contain ACBMs, Contractor shall promptly notify the Architect and the Project Inspector of the same so that an appropriate alternative can be made in a timely manner so as not to delay the progress of the Work. Contractor warrants to the District that there are no materials or products used or incorporated into the Work which contain ACBMs. Whether before or after completion of the Work, if it is discovered that any product or material forming a part of the Work or incorporated into the Work contains ACBMs, the Contractor shall at its sole cost and expense remove such product or material in accordance with any laws, rules, procedures and regulations applicable to the handling, removal and disposal of ACBMs and to replace such product or material with non-ACBM products or materials and to return the affected portion(s) of the Work to the finish condition depicted in the Drawings and Specifications relating to such portion(s) of the Work. Contractor's obligations under the preceding sentence shall survive the termination of the Contract, the warranty period provided under the Contract Documents, the Contractor's completion of the Work or the District's acceptance of the Work. In the event that the Contractor shall fail or refuse, for any reason, to commence the removal and replacement of any material or product containing ACBMs forming a part of, or incorporated into the Work, within ten (10) days of the date of the District's written notice to the Contractor of the existence of ACBM materials or products in the Work, the District may thereafter proceed to cause the removal and replacement of such materials or products in any manner which the District determines to be reasonably necessary and appropriate; all costs, expenses and fees, including without limitation fees and costs of consultants and attorneys, incurred by the District in connection with such removal and replacement shall be the responsibility of the Contractor and the Contractor's Performance Bond Surety.

**4.9.7.3 Disposal of Hazardous Materials.** Contractor shall be solely and exclusively responsible for the disposal of any Hazardous Materials on or about Site resulting from the Contractor's performance of Work and other activities. The Contractor's obligations hereunder shall include without limitation, the transportation and disposal of any Hazardous Materials in strict conformity with any and all applicable laws, regulations, orders, procedures or ordinances.

#### **4.10 Maintenance of Documents.**

**4.10.1 Documents at Site.** The Contractor shall maintain at the Site: (i) one record copy of the Drawings, Specifications and all addenda thereto; (ii) Change Orders approved by the



District and all other modifications to the Contract Documents; (iii) Submittals reviewed by the Architect; (iv) Record Drawings; (v) Material Safety Data Sheets ("MSDS") accompanying any materials, equipment or products delivered or stored at the Site or incorporated into the Work; and (vi) all building and other codes or regulations applicable to the Work, including without limitation, Title 24, Part 2 of the California Code of Regulations. During performance of the Work, all documents maintained by Contractor at the Site shall be available to the District, the Construction Manager, the Architect, the Project Inspector and DSA for review, inspection or reproduction. Upon completion of the Work, all documents maintained at the Site by the Contractor pursuant to the foregoing shall be assembled and transmitted to the Architect for delivery to the District.

**4.10.2 Maintenance of Record Drawings.** During its performance of the Work, the Contractor shall maintain Record Drawings consisting of a set of the Drawings which are marked to indicate all field changes made to adapt the Work depicted in the Drawings to field conditions, changes resulting from Change Orders and all concealed or buried installations, including without limitation, piping, conduit and utility services. All buried or concealed items of Work shall be completely and accurately marked and located on the Record Drawings. The Record Drawings shall be clean and all changes, corrections and dimensions shall be marked in a neat and legible manner in a contrasting color. Record Drawings relating to the Structural, Mechanical, Electrical and Plumbing portions of the Work shall indicate without limitation, circuiting, wiring sizes, equipment/member sizing and shall depict the entirety of the as built conditions of such portions of the Work. The Record Drawings shall be continuously maintained by the Contractor during the performance of the Work. At any time during the Contractor's performance of the Work, upon the request of the District, the Project Inspector or the Architect, the Contractor shall make the Record Drawings maintained here under available for the District's review and inspection. The District's review and inspection of the Record Drawings during the Contractor's performance of the Work shall be only for the purpose of generally verifying that Contractor is continuously maintaining the Record Drawings in a complete and accurate manner; any such inspection or review shall not be deemed to be the District's approval or verification of the completeness or accuracy thereof. The failure or refusal of the Contractor to continuously maintain complete and accurate Record Drawings or to make available the Record Drawings for inspection and review by the District may be deemed by the District to be Contractor's default of a material obligation hereunder. Without waiving, restricting or limiting any other right or remedy of the District for the Contractor's failure or refusal to continuously maintain the Record Drawings, the District may, upon reasonably determining that the Contractor has not, or is not, continuously maintaining the Record Drawings in a complete and accurate manner, take appropriate action to cause the continuous maintenance of complete and accurate Record Drawings, in which event all fees and costs incurred or associated with such action shall be charged to the Contractor and the District may deduct the amount of such fees and costs from any portion of the Contract Price then or thereafter due the Contractor. In accordance with Article 8.4.2 of these General Conditions, prior to receipt of the Final Payment, Contractor shall deliver the Record Drawings to the Construction Manager for transmittal of the District.

**4.11 Use of Site.** The Contractor shall confine operations at the Site to areas permitted by law, ordinances or permits, subject to any restrictions or limitations set forth in the Contract Documents. The Contractor's construction site and lay down area shall be limited to the agreed upon construction site. The entire construction site shall be fenced in with temporary construction fencing until project or current phase of project is substantially complete. The

Contractor shall not unreasonably encumber the Site or adjoining areas with materials or equipment. The Contractor shall be solely responsible for providing security at the Site with all such costs included in the Contract Price. The District shall at all times have access to the Site.

- 4.12 Clean-Up.** The Contractor shall at all times keep the Site and all adjoining areas free from the accumulation of any waste material or rubbish caused or generated by performance of the Work. Without limiting the generality of the foregoing, Contractor shall maintain the Site in a "broom-clean" standard on a daily basis. In the event that the Work of the Contract Documents includes painting and/or the installation of floor covering, prior to commencement of any painting operations or the installation of any flooring covering, the area and adjoining areas of the Site where paint is to be applied or floor covering is to be installed shall be in a "broom-clean" condition. Prior to completion of the Work, Contractor shall remove from the Site all rubbish, waste material, excess excavated material, tools, Construction Equipment, machinery, surplus material and any other items which are not the property of the District under the Contract Documents. At completion of the Work, the Contractor shall clean the building interior and exterior, including fixtures, equipment, walls, floors, ceilings, roofs, window sills and ledges, horizontal surfaces, areas where debris, dust and similar items have collected, clean and polish all glass, plumbing fixtures, finish hardware, metal/wood/stone finishes. As directed by the Construction Manager, District or Architect, the Contractor shall remove temporary fencing, barricades, planking, temporary sanitary facilities, temporary utility distributions and other temporary facilities. Upon completion of the Work, the Site and all adjoining areas shall be left in a neat and broom clean condition satisfactory to District. The Project Inspector or Construction Manager shall be authorized to direct the Contractor's clean-up obligations hereunder. If the Contractor fails to clean up as provided for in the Contract Documents, the District may do so, and all costs incurred in connection therewith shall be charged to the Contractor; the District may deduct such costs from any portion of the Contract Price then or thereafter due the Contractor.
- 4.13 Access to the Work.** The Contractor shall provide the DSA, the District, the Construction Manager, the Project Inspector, the Architect and the Architect's consultant(s) with access to the Work, whether in place, preparation and progress and wherever located.
- 4.14 Information and Facilities/Services for the Project Inspector.** The Contractor shall furnish the Project Inspector access to the Work for obtaining such information as may be necessary to keep the Project Inspector fully informed respecting the progress, quality and character of the Work and materials, equipment or other items incorporated therein. The Contractor shall provide, without adjustment of the Contract Price, for use by the Project Inspector, the District and Construction Manager the facilities, equipment, furnishings and services set forth in the Special Conditions. If the Contractor does not provide the facilities, furnishings, equipment and services set forth in the Special Conditions, or fails to pay timely any charges or fees arising out of the use of the same, the District may, as applicable, procure facilities, furnishings, equipment and services required by the Contract Documents or pay outstanding charges. Contractor shall reimburse the District for all costs, including the District's administrative costs, incurred by the District pursuant to the preceding sentence; in lieu of the Contractor's reimbursement and at the sole and exclusive discretion of the District, such costs may be deducted by the District from any portion of the Contract Price or thereafter due the Contractor.
- 4.15 Patents and Royalties.** The Contractor and the Surety shall defend, indemnify and hold harmless the District and its agents, employees and officers from any claim, demand or legal

proceeding arising out of or pertaining, in any manner, to any actual or claimed infringement of patent rights in connection with performance of the Work under the Contract Documents.

**4.16 Cutting and Patching.** The Contractor shall be responsible for cutting, fitting or patching required to complete the Work or to make the component parts thereof fit together properly. The Contractor shall not damage or endanger any portion of the Work, or the fully or partially completed construction of the District or separate contractors by cutting, patching, excavation or other alteration. When modifying new Work or when installing Work adjacent to an existing structure/facility, the Contractor shall match, as closely as conditions of the Site and materials will allow the finishes, textures and colors of the existing structure/facility and refinish elements of the existing structure/facility. The Contractor shall not cut, patch or otherwise alter the construction by the District or separate contractor without the prior written consent of the District or separate contractor thereto, which consent shall not be unreasonably withheld. The Contractor shall not unreasonably withhold consent to the request of the District or separate contractor to cut, patch or otherwise alter the Work.

**4.17 Encountering of Hazardous Materials.** In the event the Contractor encounters Hazardous Materials at the Site which have not been rendered harmless or for which there is no provision in the Contract Documents for containment, removal, abatement or handling of such Hazardous Materials, the Contractor shall immediately stop the Work in the affected area, but shall diligently proceed with the Work in all other unaffected areas. Upon encountering such Hazardous Materials, the Contractor shall immediately notify the Project Inspector and the Architect, in writing, of such condition. The Contractor shall proceed with the Work in such affected area only after such Hazardous Materials have been rendered harmless, contained, removed or abated. In the event such Hazardous Materials are encountered, the Contractor shall be entitled to an adjustment of the Contract Time to the extent that the Work is stopped and Substantial Completion of the Work is affected thereby. In no event shall there be an adjustment to the Contract Price solely on account of the Contractor encountering such Hazardous Materials.

#### **4.18 Wage Rates; Employment of Labor.**

**4.18.1 Determination of Prevailing Rates.** Pursuant to the provisions of Division 2, Part 7, Chapter 1, Article 2 of the California Labor Code at §§1770 et seq., the District has obtained from the Director of the Department of Industrial Relations the general prevailing rate of per diem wages and the prevailing rate for holiday and overtime work in the locality in which the Work is to be performed. Holidays shall be as defined in the collective bargaining agreement applicable to each particular craft, classification or type of worker employed under the Contract. Per diem wages include employer payments for health and welfare, pensions, vacation, travel time and subsistence pay as provided in California Labor Code §1773.8, apprenticeship or other training programs authorized by California Labor Code §3093, and similar purposes when the term "per diem wages" is used herein. Holiday and overtime work, when permitted by law, shall be paid for at the rate of at least one and one-half (1½) times the above specified rate of per diem wages, unless otherwise specified. The Contractor shall post, at appropriate and conspicuous locations on the Site, a schedule showing all determined general prevailing wage rates.

**4.18.2 Payment of Prevailing Rates.** There shall be paid each worker of the Contractor, or any Subcontractor, of any tier, engaged in the Work, not less than the general prevailing wage rate, regardless of any contractual relationship which may be alleged to exist between the Contractor or any Subcontractor, of any tier, and such worker.

**4.18.3 Prevailing Rate Penalty.** The Contractor shall, as a penalty, forfeit not more than Fifty Dollars (\$50.00) to the District for each calendar day or portion thereof, for each worker paid less than the prevailing rates for such work or craft in which such worker is employed for the Work by the Contractor or by any Subcontractor, of any tier, in connection with the Work. The amount of the penalty for failure to pay applicable prevailing wage rates shall be determined and assessed in accordance with the standards established pursuant to Labor Code §1775(a)(2). The amount of the penalty shall be determined based on consideration of both of the following: (i) whether the failure of the Contractor or Subcontractor to pay the correct rate of per diem wages was a good faith mistake and, if so, the error was promptly and voluntarily corrected when brought to the attention of the Contractor or Subcontractor; and (ii) whether the Contractor or Subcontractor has a prior record of failing to meet its prevailing wage obligations. The penalty may not be less than ten dollars (\$10) for each calendar day, or portion thereof, for each worker paid less than the prevailing wage rate, unless the failure of the Contractor or Subcontractor to pay the correct rate of per diem wages was a good faith mistake and, if so, the error was promptly and voluntarily corrected when brought to the attention of the contractor or subcontractor. The penalty may not be less than twenty dollars (\$20) for each calendar day, or portion thereof, for each worker paid less than the prevailing wage rate, if the Contractor or Subcontractor has been assessed penalties within the previous three years for failing to meet its prevailing wage obligations on a separate contract, unless those penalties were subsequently withdrawn or overturned. The penalty may not be less than thirty dollars (\$30) for each calendar day, or portion thereof, for each worker paid less than the prevailing wage rate, if the Labor Commissioner determines that the violation was willful, as defined in subdivision (c) of Section 1777.1. When the penalty amount due hereunder is collected from the Contractor or Subcontractor, any outstanding wage claim under Chapter 1 (commencing with Section 1720) of Part 7 of Division 2 against that Contractor or Subcontractor shall be satisfied before applying that amount to the penalty imposed on that Contractor or Subcontractor hereunder. The difference between prevailing wage rates and the amount paid to each worker each calendar day, or portion thereof, for which each worker paid less than the prevailing wage rate, shall be paid to each worker by the Contractor.

**4.18.4 Payroll Records.** Pursuant to California Labor Code §1776, the Contractor and each Subcontractor, of any tier, shall keep an accurate payroll record, showing the name, address, social security number, work classification, straight time and overtime hours worked each day and week, and the actual per diem wages paid to each person employed for the Work. The payroll records shall be certified and available for inspection at all reasonable hours at the principal office of the Contractor on the following basis: (i) a certified copy of an employee's payroll record shall be made available for inspection or furnished to such employee or his/her authorized representative on request; (ii) a certified copy of all payroll records shall be made available for inspection or furnished upon request to the District, the Division of Labor Standards Enforcement and the Division of Apprenticeship Standards of the Department of Industrial Relations; (iii) a certified copy of payroll records shall be made available upon request to the public for inspection or copies thereof made; provided, however, that a request by the public shall be made through either the District, the Division of Apprenticeship Standards, or the Division of Labor Standards Enforcement. If the requested payroll records have not been provided, the requesting party shall, prior to being provided the records, reimburse the cost of preparation by the Contractor, Subcontractors and the entity through which the request was made; the public shall not be given access to such records at the principal office of the Contractor; (iv) the Contractor shall file a certified copy of the payroll records with the entity that requested

such records within ten (10) days after receipt of a written request; (v) any copy of records made available for inspection as copies and furnished upon request to the public or any public agency by the District, the Division of Apprenticeship Standards or the Division of Labor Standards Enforcement shall be marked or obliterated in such a manner as to prevent disclosure of an individual's name, address and social security number. The name and address of the Contractor or any Subcontractor, of any tier, performing a part of the Work shall not be marked or obliterated. The Contractor shall inform the District of the location of payroll records, including the street address, city and county and shall, within five (5) working days, provide a notice of a change or location and address. In the event of noncompliance with the requirements of this Article 4.18.4, the Contractor shall have ten (10) days in which to comply, subsequent to receipt of written notice specifying in what respects the Contractor must comply herewith. Should noncompliance still be evident after such 10-day period, the Contractor shall, as a penalty to the District, forfeit Twenty-Five Dollars (\$25.00) for each calendar day, or portion thereof, for each worker, until strict compliance is effectuated. Upon the request of the Division of Apprenticeship Standards or the Division of Labor Standards Enforcement, such penalties shall be withheld from any portion of the Contract Price then or thereafter due the Contractor. The Contractor is solely responsible for compliance with the foregoing provisions.

#### **4.18.5 Hours of Work.**

**4.18.5.1 Limits on Hours of Work.** Pursuant to California Labor Code §1810, eight (8) hours of labor shall constitute a legal day's work. Pursuant to California Labor Code §1811, the time of service of any worker employed at any time by the Contractor or by a Subcontractor, of any tier, upon the Work or upon any part of the Work, is limited and restricted to eight (8) hours during any one calendar day and forty (40) hours during any one calendar week, except as hereafter provided. Notwithstanding the foregoing provisions, Work performed by employees of Contractor or any Subcontractor, of any tier, in excess of eight (8) hours per day and forty (40) hours during any one week, shall be permitted upon compensation for all hours worked in excess of eight (8) hours per day at not less than one and one-half (1½) times the basic rate of pay.

**4.18.5.2 Penalty for Excess Hours.** The Contractor shall pay to the District a penalty of Twenty-five Dollars (\$25.00) for each worker employed on the Work by the Contractor or any Subcontractor, of any tier, for each calendar day during which such worker is required or permitted to work more than eight (8) hours in any calendar day and forty (40) hours in any one calendar week, in violation of the provisions of the California Labor Code, unless compensation to the worker so employed by the Contractor is not less than one and one-half (1½) times the basic rate of pay for all hours worked in excess of eight (8) hours per day.

**4.18.5.3 Contractor Responsibility.** Any Work performed by workers necessary to be performed after regular working hours or on Sundays or other holidays shall be performed without adjustment to the Contract Price or any other additional expense to the District. The Contractor shall be responsible for costs incurred by the District which arise out of Work performed by the Contractor at times other than regular working hours and regular working days. Upon determination of such costs, the District may deduct such costs from the Contract Price then or thereafter due the Contractor.

#### 4.18.6 Apprentices.

**4.18.6.1 Employment of Apprentices.** Any apprentices employed to perform any of the Work shall be paid the standard wage paid to apprentices under the regulations of the craft or trade for which such apprentice is employed, and such individual shall be employed only for the work of the craft or trade to which such individual is registered. Only apprentices, as defined in California Labor Code §3077 who are in training under apprenticeship standards and written apprenticeship agreements under California Labor Code §§3070 et seq. are eligible to be employed for the Work. The employment and training of each apprentice shall be in accordance with the provisions of the apprenticeship standards and apprentice agreements under which such apprentice is training.

**4.18.6.2 Apprenticeship Certificate.** When the Contractor or any Subcontractor, of any tier, in performing any of the Work employs workers in any Apprenticeable Craft or Trade, the Contractor and such Subcontractor shall apply to the Joint Apprenticeship Committee administering the apprenticeship standards of the craft or trade in the area of the site of the Work for a certificate approving the Contractor or such Subcontractor under the apprenticeship standards for the employment and training of apprentices in the area or industry affected, provided, however, that the approval as established by the Joint Apprenticeship Committee or Committees shall be subject to the approval of the Administrator of Apprenticeship. The Joint Apprenticeship Committee or Committees, subsequent to approving the Contractor or Subcontractor, shall arrange for the dispatch of apprentices to the Contractor or such Subcontractor in order to comply with California Labor Code §1777.5. The Contractor and Subcontractors shall submit contract award information to the applicable Joint Apprenticeship Committee which shall include an estimate of journeyman hours to be performed under the Contract, the number of apprentices to be employed, and the approximate dates the apprentices will be employed. There shall be an affirmative duty upon the Joint Apprenticeship Committee or Committees, administering the apprenticeship standards of the crafts or trades in the area of the site of the Work, to ensure equal employment and affirmative action and apprenticeship for women and minorities. Contractors or Subcontractors shall not be required to submit individual applications for approval to local Joint Apprenticeship Committees provided they are already covered by the local apprenticeship standards.

**4.18.6.3 Ratio of Apprentices to Journeymen.** The ratio of Work performed by apprentices to journeymen, who shall be employed in the Work, may be the ratio stipulated in the apprenticeship standards under which the Joint Apprenticeship Committee operates, but in no case shall the ratio be less than one hour of apprentice work for each five hours of labor performed by a journeyman, except as otherwise provided in California Labor Code §1777.5. The minimum ratio for the land surveyor classification shall not be less than one apprentice for each five journeymen. Any ratio shall apply during any day or portion of a day when any journeyman, or the higher standard stipulated by the Joint Apprenticeship Committee, is employed at the site of the Work and shall be computed on the basis of the hours worked during the day by journeymen so employed, except for the land surveyor classification. The Contractor shall employ apprentices for the number of hours computed as above before the completion of the Work. The Contractor shall, however, endeavor, to the greatest extent possible, to employ apprentices during the same time period that the journeymen in the same craft or trade are employed at the site of the Work. Where

an hourly apprenticeship ratio is not feasible for a particular craft or trade, the Division of Apprenticeship Standards, upon application of a Joint Apprenticeship Committee, may order a minimum ratio of not less than one apprentice for each five journeymen in a craft or trade classification. The Contractor or any Subcontractor covered by this Article and California Labor Code §1777.5, upon the issuance of the approval certificate, or if it has been previously approved in such craft or trade, shall employ the number of apprentices or the ratio of apprentices to journeymen stipulated in the apprenticeship standards. Upon proper showing by the Contractor that it employs apprentices in such craft or trade in the State of California on all of its contracts on an annual average of not less than one apprentice to each five journeymen, the Division of Apprenticeship Standards may grant a certificate exempting the Contractor from the 1-to-5 ratio as set forth in this Article and California Labor Code §1777.5. This Article shall not apply to contracts of general contractors, or to contracts of specialty contractors not bidding for work through a general or prime contractor, involving less than Thirty Thousand Dollars (\$30,000.00) or twenty (20) working days. The term "Apprenticeable Craft or Trade," as used herein shall mean a craft or trade determined as an Apprenticeable occupation in accordance with rules and regulations prescribed by the Apprenticeship Council.

**4.18.6.4 Exemption From Ratios.** The Joint Apprenticeship Committee shall have the discretion to grant a certificate, which shall be subject to the approval of the Administrator of Apprenticeship, exempting the Contractor from the 1-to-5 ratio set forth in this Article when it finds that any one of the following conditions are met: (i) unemployment for the previous three-month period in such area exceeds an average of fifteen percent (15%) or; (ii) the number of apprentices in training in such area exceeds a ratio of 1-to-5 in relation to journeymen, or; (iii) the Apprenticeable Craft or Trade is replacing at least one-thirtieth (1/30) of its journeymen annually through apprenticeship training, either on a statewide basis or on a local basis, or; (iv) if assignment of an apprentice to any Work performed under the Contract Documents would create a condition which would jeopardize such apprentice's life or the life, safety or property of fellow employees or the public at large, or if the specific task to which the apprentice is to be assigned is of such a nature that training cannot be provided by a journeyman. When such exemptions from the 1-to-5 ratio between apprentices and journeymen are granted to an organization which represents contractors in a specific trade on a local or statewide basis, the member contractors will not be required to submit individual applications for approval to local Joint Apprenticeship Committees, provided they are already covered by the local apprenticeship standards.

**4.18.6.5 Contributions to Trust Funds.** The Contractor or any Subcontractor, of any tier, who, performs any of the Work by employment of journeymen or apprentices in any Apprenticeable Craft or Trade and who is not contributing to a fund or funds to administer and conduct the apprenticeship program in any such craft or trade in the area of the site of the Work, to which fund or funds other contractors in the area of the site of the Work are contributing, shall contribute to the fund or funds in each craft or trade in which it employs journeymen or apprentices in the same amount or upon the same basis and in the same manner as the other contractors do, but where the trust fund administrators are unable to accept such funds, contractors not signatory to the trust agreement shall pay a like amount to the California Apprenticeship Council. The Division of Labor Standards Enforcement is authorized to enforce the payment of such contributions to such fund(s) as set forth in California Labor Code

§227. Such contributions shall not result in an increase in the Contract Price.

**4.18.6.6 Contractor's Compliance.** The responsibility of compliance with this Article for all Apprenticesable Trades or Crafts is solely and exclusively that of the Contractor. All decisions of the Joint Apprenticeship Committee(s) under this Article are subject to the provisions of California Labor Code §3081. In the event the Contractor willfully fails to comply with the provisions of this Article and California Labor Code §1777.5, pursuant to California Labor Code §1777.7, the Contractor shall: (i) be denied the right to bid on any public works contract for a period of one (1) year from the date the determination of non-compliance is made by the Administrator of Apprenticeship; and (ii) forfeit, as a civil penalty, Fifty Dollars (\$50.00) for each calendar day of noncompliance. Notwithstanding the provisions of California Labor Code §1727, upon receipt of such determination, the District shall withhold such amount from the Contract Price then due or to become due. Any such determination shall be issued after a full investigation, a fair and impartial hearing, and reasonable notice thereof in accordance with reasonable rules and procedures prescribed by the California Apprenticeship Council. Any funds withheld by the District pursuant to this Article shall be deposited in the General Fund or other similar fund of the District. The interpretation and enforcement of California Labor Code §§1777.5 and 1777.7 shall be in accordance with the rules and procedures of the California Apprenticeship Council.

**4.18.7 Employment of Independent Contractors.** Pursuant to California Labor Code §1021.5, Contractor shall not willingly and knowingly enter into any agreement with any person, as an independent contractor, to provide any services in connection with the Work where the services provided or to be provided requires that such person hold a valid contractor's license issued pursuant to California Business and Professions Code §§7000 et seq. and such person does not meet the burden of proof of his/her independent contractor status pursuant to California Labor Code §2750.5. In the event that Contractor shall employ any person in violation of the foregoing, Contractor shall be subject to the civil penalties under California Labor Code §1021.5 and any other penalty provided by law. In addition to the penalties provided under California Labor Code §1021.5, Contractor's violation of this Article 4.18.7 or the provisions of California Labor Code §1021.5 shall be deemed an event of Contractor's default under Article 15.1 of these General Conditions. The Contractor shall require any Subcontractor or Sub-Subcontractor performing or providing any portion of the Work to adhere to and comply with the foregoing provisions.

**4.19 Assignment of Antitrust Claims.** Pursuant to California Government Code §4551, the Contractor and its Subcontractor(s), of any tier, hereby offers and agrees to assign to the District all rights, title and interest in and to all causes of action they may have under Section 4 of the Clayton Act, (15 U.S.C. §15) or under the Cartwright Act (California Business and Professions Code §§16700 et seq.), arising from purchases of goods, services or materials hereunder or any Subcontract. This assignment shall be made and become effective at the time the District tenders Final Payment to the Contractor, without further acknowledgment by the parties. If the District receives, either through judgment or settlement, a monetary recovery in connection with a cause of action assigned under California Government Code §§4550 et seq., the assignor thereof shall be entitled to receive reimbursement for actual legal costs incurred and may, upon demand, recover from the District any portion of the recovery, including treble damages, attributable to overcharges that were paid by the assignor but were not paid by the District as part of the Contract Price, less the expenses incurred by the District in obtaining that portion of the recovery. Upon demand in writing by



the assignor, the District shall, within one year from such demand, reassign the cause of action assigned pursuant to this Article if the assignor has been or may have been injured by the violation of law for which the cause of action arose; and (i) the District has not been injured thereby; or (ii) the District declines to file a court action for the cause of action.

**4.20 Limitations Upon Site Activities.** Except in the circumstances of an emergency, no construction activities shall be permitted at or about the Site except during the District's hours and days set forth in the Special Conditions. Work performed outside of the hours and days noted in the Special Conditions will not result in adjustment of the Contract Time or the Contract Price; unless Work outside of the hours and days noted in the Special Conditions is expressly authorized by the District.

**4.21 Labor Compliance Program ("LCP").** Pursuant to Labor Code §1771.7, the District has established a Labor Compliance Program. Unless otherwise expressly provided in the Contract Documents, the LCP is applicable to the entirety of the Work. A material obligation of the Contractor awarded the Contract is its strict compliance with all applicable provisions and requirements of the LCP and its strict enforcement of such provisions and requirements on its Subcontractors and others under the direction or control of the Contractor relating to the Work or the Project. A copy of the LCP is available for review and reproduction in the District's administrative office.

**4.21.1 Pre-Construction Conference.** In addition to the matters included in the scope of the Pre-Conference, as set forth in Article 4.3.6.1 of the General Conditions, the Pre-Construction conference will include a discussion of the subject matters indicated in the Pre-Construction Conference portion of the LCP, including general requirements of the LCP, measures for compliance with, and enforcement of, LCP requirements, and penalties for failure to comply. The Contractor awarded the Contract and each Subcontractor identified by such Contractor in its Subcontractors List submitted with its Bid Proposal. The foregoing notwithstanding, if the District reasonably determines that individuals or entities in addition to the Contractor and its listed Subcontractor are necessary attendees at the Pre-Construction conference, the Contractor is responsible for measures necessary to secure the attendance of such other persons or entities at the Pre-Construction conference.

**4.21.2 Maintenance and Weekly Submission of Certified Payroll Records.** The Contractor and each of its Subcontractors shall maintain accurate, complete and current payroll records as required by the LCP. During the progress of the Work, until Final Payment is due, the Contractor and its Subcontractors shall maintain and submit Certified Payroll Records on a weekly basis. No later than the 5:00 P.M. on each Monday during the Work, the Contractor shall submit to the Construction Manager Certified Payroll Records for the Contractor and its Subcontractors for all persons providing or performing any Work in the immediately preceding week. The Certified Payroll Records maintained and submitted hereunder shall be in strict conformity with requirements established in the LCP. A material obligation of the Contractor under the Contract Documents is the Contractor's and its Subcontractor's strict compliance with requirements of the LCP relating to maintenance and submission of Certified Payroll Records. The Contractor's submittal of weekly Certified Payroll Records in strict conformity with requirements of the LCP is an express condition precedent to the District's obligation to disburse any Progress Payment to the Contractor and the Contractor's entitlement to receipt of any Progress Payment.

**4.21.3 District Audit of Certified Payroll Records.** Pursuant to the LCP, the District shall, as appropriate or necessary conduct audits of Certified Payroll Records. If upon conducting such audits, the District determines that the Contractor or its Subcontractors have committed violations of the LCP, the Contractor and/or its Subcontractors shall be subject to all penalties, assessments and other remedies set forth in the LCP or by operation of law for such violations.

**4.21.4 Contractor's Rights Upon Determination of Violation.** If upon audit of Certified Payroll Records, the District determines that the Contractor has violated, or failed to comply with, applicable provisions of the LCP, the Contractor shall be subject to the penalties, assessments and other remedies set forth in the LCP for the Contractor's violation of, or failure to comply with, the LCP. To the extent applicable, the Contractor shall be entitled to contest or appeal such determination, as set forth in the LCP, provided that the Contractor strictly complies with all applicable provisions of applicable law and the LCP relating to the initiation and completion of proceeding to contest or appeal a determination that the Contractor has committed a violation of, or failed to comply with, the LCP.

**4.21.5 LCP Not Exclusive.** The LCP is not the exclusive source of Contractor's obligations relating to the payment of prevailing wages and compliance with apprenticeship standards. A material obligation of the Contractor under the Contract Documents is the Contractor's compliance with all applicable laws, codes, regulations, rules and orders relating to the employment of labor, working conditions, and payments to laborers for Work performed or provided by laborers.

**4.22 State Audit.** Pursuant to and in accordance with the provisions of Government Code §8546.7, or any amendments thereto, all books, records and files of the District, the Contractor, or any Subcontractor relating to the Work or the performance of work involving the expenditure of public funds in excess of Ten Thousand Dollars (\$10,000), including, but not limited to, the administration thereof, shall be subject to the examination and audit by the State Auditor of the State of California, at the request of District or as part of any audit of District, for a period of three (3) years after Final Payment is made under this Contract. Contractor shall preserve and cause to be preserved such books, records and files for the audit period. Upon request of the District, the Contractor shall make all such books, records or files available for review, inspection and/or reproduction.

## **ARTICLE 5: SUBCONTRACTORS**

**5.1 Subcontracts.** Any Work performed for the Contractor by a Subcontractor shall be pursuant to a written agreement between the Contractor and such Subcontractor which specifically incorporates by reference the Contract Documents and which specifically binds the Subcontractor to the applicable terms and conditions of the Contract Documents, including without limitation, the policies of insurance required under Article 6 of these General Conditions and the termination provisions of Article 15, and obligates the Subcontractor to assume toward the Contractor all the obligations and responsibilities of the Contractor which by the Contract Documents the Contractor assumes toward the District, the Project Inspector, DSA, the Construction Manager and the Architect. The foregoing notwithstanding, no contractual relationship shall exist, or be deemed to exist, between any Subcontractor and the District, unless the Contract is terminated and District, in writing, elects to assume the Subcontract. Each Subcontract for a portion of the Work shall provide that such Subcontract may be assigned to the District if the Contract is terminated by the District pursuant to Article 15.1 hereof, subject to the prior rights of the Surety obligated under a bond relating to the

Contract. The Contractor shall provide to the District copies of all executed Subcontracts and Purchase Orders to which Contractor is a party within thirty (30) days after Contractor's execution of the Agreement. During performance of the Work, the Contractor shall, from time to time, as and when requested by the District, the Architect or the Construction Manager provide the District with copies of any and all Subcontracts or Purchase Orders relating to the Work and all modifications thereto. The Contractor's failure or refusal, for any reason, to provide copies of such Subcontracts or Purchase Orders in accordance with the two preceding sentences is Contractor's default of a material term of the Contract Documents.

## **5.2 Substitution of Listed Subcontractor.**

**5.2.1 Substitution Process.** Any request of the Contractor to substitute a listed Subcontractor will be considered only if such request is in strict conformity with this Article 5.2 and California Public Contract Code §4107. All costs incurred by the District, including without limitation, costs of the Project Inspector, the Architect, the Construction Manager or attorney's fees in the review and evaluation of a request to substitute a listed Subcontractor shall be borne by the Contractor; such costs may be deducted by the District from the Contract Price then or thereafter due the Contractor.

**5.2.2 Responsibilities of Contractor Upon Substitution of Subcontractor.** The District's consent to Contractor's substitution of a listed Subcontractor shall not relieve Contractor from its obligation to complete the Work within the Contract Time and for the Contract Price. The substitution of a listed Subcontractor shall not, under any circumstance, result in, or give rise to any to any increase of the Contract Price or the Contract Time on account of such substitution. In the event of the District's consent to the substitution of a listed Subcontractor, the Architect shall determine the extent to which, if any, revised or additional Submittals will be required of the newly substituted Subcontractor. In the event that the Architect determines that revised or additional Submittals are required of the newly substituted Subcontractor, the Architect shall promptly notify the Contractor, in writing, of such requirement. In such event, revised or additional Submittals shall be submitted to Architect not later than thirty (30) days following the date of the Architect's written notice to the Contractor pursuant to the foregoing sentence; provided that if in the reasonable and good faith judgment of the Architect, the progress of the Work or completion of the Work requires submission of additional or revised Submittals by the newly substituted Subcontractor in less than thirty (30) days, the Architect shall so state in its written notice to the Contractor. In the event that the revised or additional Submittals are not submitted by Contractor within thirty (30) days, or such earlier time as determined by the Architect pursuant to the preceding sentence, following the Architect's written notice of the requirement for revised or additional Submittals, Contractor shall be subject to the per diem assessments for late Submittals as set forth in Article 4.7.2.1 of these General Conditions. Any revised or additional Submittals required pursuant to this Article 5.2.2 shall conform to the requirements of Article 4.7 of these General Conditions. Contractor shall reimburse the District for all fees and costs, including without limitation fees of the Construction Manager, Architect and/or any design consultant to the Architect or the District and DSA fees, incurred or associated with the processing, review and evaluation of any revised or additional Submittals required pursuant to this Article 5.2.2; the District may deduct such fees and costs from any portion of the Contract Price then or thereafter due the Contractor. In the event that additional or revised Submittals are required pursuant to this Article 5.2.2, such requirement shall not result in an increase to the Contract Time or the Contract Price.

**5.3 Subcontractors' Work.** Whenever the Work of a Subcontractor is dependent upon the Work

of the Contractor or another Subcontractor, the Contractor shall require the Subcontractor to: (a) coordinate its Work with the dependent Work; (b) provide necessary dependent data and requirements; (c) supply and/or install items to build into the dependent Work of others; (d) make appropriate provisions for dependent Work of others; (e) carefully examine and understand the portions of the Contract Documents (including Drawings, Specifications and Field Clarifications) and Submittals relating to the dependent Work; and (f) examine the existing dependent Work and verify that the dependent Work is in proper condition for the Subcontractor's Work. If the dependent Work is not in a proper condition, the Subcontractor shall notify the Contractor in writing and not proceed with the Subcontractor's Work until the dependent Work has been corrected or replaced and is in a proper condition for the Subcontractor's Work.

- 5.4 Subcontractors' Compliance With LCP.** As applicable, each Subcontractor performing Work shall comply with the LCP. A material obligation of the Contractor is its enforcement of Subcontractor obligations relating to the LCP; failure of the Contractor to strictly enforce such Subcontractor obligations is a material obligation of the Contractor under the Contract Documents.

## **ARTICLE 6: INSURANCE; INDEMNITY; BONDS**

- 6.1 Workers' Compensation Insurance; Employer's Liability Insurance.** The Contractor shall purchase and maintain Workers' Compensation Insurance as will protect the Contractor from claims under workers' or workmen's compensation, disability benefit and other similar employee benefit acts which are applicable to the Work to be performed, whether such operations be by the Contractor or by a Subcontractor or by anyone directly or indirectly employed by any of them, or by anyone for whose acts any of them may be liable. Contractor shall purchase and maintain Employer's Liability Insurance covering bodily injury (including death) by accident or disease to any employee which arises out of the employee's employment by Contractor. The Employer's Liability Insurance required of Contractor hereunder may be obtained by Contractor as a separate policy of insurance or as an additional coverage under the Workers' Compensation Insurance required to be obtained and maintained by Contractor hereunder. The limits of liability for the Employer's Liability Insurance required hereunder shall be as set forth in the Special Conditions.
- 6.2 Commercial General Liability and Property Insurance.** The Contractor shall purchase and maintain Commercial General Liability and Property Insurance covering the types of claims set forth below which may arise out of or result from Contractor's operations under the Contract Documents and for which the Contractor may be legally responsible: (i) claims for damages because of bodily injury, sickness or disease or death of any person other than the Contractor's employees; (ii) claims for damages insured by usual personal injury liability coverage which are sustained (a) by a person as a result of an offense directly or indirectly related to employment of such person by the Contractor, or (b) by another person; (iii) claims for damages, other than to the Work itself, because of injury to or destruction of tangible property, including loss of use resulting therefrom; (iv) claims for damages because of bodily injury, death of a person or property damages arising out of ownership, maintenance or use of a motor vehicle; (v) contractual liability insurance applicable to the Contractor's obligations under the Contract Documents; and (vi) Completed Operations.
- 6.3 Builder's Risk "All-Risk" Insurance.** The Contractor shall obtain Builders Risk insurance covering the full insurable value of the Work from risks of loss, damage or destruction of Work in progress or in place at the Site prior to Final Acceptance including without limitation

coverage for losses resulting from the perils of fire, malicious mischief, vandalism, and collapse. The Builder's Risk Insurance Policy shall include coverage for seismic risks if so indicated in the Special Conditions.

**6.4 Insurance Policy Requirements.** Each policy of insurance required by the Contract Documents shall confirm the following requirements.

**6.4.1 Minimum Coverage Amounts.** The insurance required of the Contractor hereunder shall be written for not less than any limits of liability specified in the Contract Documents, or required by law, whichever is greater. In the event of any loss or damage covered by a policy of insurance required to be obtained and maintained by the Contractor hereunder, the Contractor shall be solely and exclusively responsible for the payment of the deductible, if any, under such policy of insurance, without adjustment to the Contract Price on account thereof.

**6.4.2 Required Qualifications of Insurers.** The Contractor and Subcontractors' policies of Commercial General Liability and Property/Casualty insurance and the Contractor's Builders Risk insurance will be accepted by the District only if the insurer(s) are: (a) A.M. Best rated A- or better; (b) A.M. Best Financial Size Category VII or higher; and (c) authorized under California law to transact business in the State of California and authorized to issue insurance policies in the State of California. If at any time during performance of the Work, the insurer(s) issuing a policy of insurance covering Commercial General Liability, Property/Casualty or Builder Risk is/are not A.M. Best rated A- or better and is/are not A.M. Best Financial Size Category VII or higher, the Contractor or Subcontractor, as applicable shall within thirty (30) days of the District's written notice of the insufficiency of an insurer to the Contractor, obtain insurance coverage(s) from alternative insurer(s) who is/are then A.M. Best rated A- or better and who is/are A.M. Best Financial Size Category VII or higher. If the Contractor fails to deliver Certificate(s) of Insurance from an alternative insurer(s) meeting or exceeding the A.M. Best rating and A.M. Best Financial Size Category set forth above, within thirty (30) days of the date of the District's issuance of a written notice pursuant to the preceding sentence, in addition to any other right or remedy of the District under the Contract Documents or arising by operation of law, the District may withhold disbursement of any Progress Payment otherwise due hereunder until the Contractor has delivered such Certificate(s) of Insurance from an alternative insurer(s).

**6.5 Evidence of Insurance; Subcontractor's Insurance.**

**6.5.1 Certificates of Insurance.** Prior to commencing the Work, Contractor shall deliver to the District Certificates of Insurance evidencing the insurance coverages required by the Contract Documents. Failure or refusal of the Contractor to so deliver Certificates of Insurance may be deemed by the District to be a default of a material obligation of the Contractor under the Contract Documents, and thereupon the District may proceed to exercise any right or remedy provided for under the Contract Documents or at law. The Certificates of Insurance and the insurance policies required by the Contract Documents shall contain a provision that coverages afforded under such policies will not be canceled or allowed to expire until at least thirty (30) days prior written notice has been given to the District. The insurance policies required of Contractor hereunder shall also name the District, the Architect and the Construction Manager as additional insureds as their interests may appear. Should any policy of insurance be canceled before Final Acceptance of the Work by the District and the Contractor fails to immediately procure replacement

insurance as required, the District reserves the right to procure such insurance and to deduct the premium cost thereof and other costs incurred by the District in connection therewith from any sum then or thereafter due the Contractor under the Contract Documents. The Contractor shall, from time to time, furnish the District, when requested, with satisfactory proof of coverage of each type of insurance required by the Contract Documents; failure of the Contractor to comply with the District's request may be deemed by the District to be a default of a material obligation of the Contractor under the Contract Documents.

**6.5.2 Subcontractors' Insurance.** Contractor shall require that every Subcontractor, of any tier, performing or providing any portion of the Work obtain and maintain the policies of insurance set forth in Articles 6.1 and 6.2 of these General Conditions; the coverages and limits of liability of such policies of insurance to be obtained and maintained by Subcontractors shall be as set forth in the Special Conditions. The policies of insurance to be obtained and maintained by Subcontractors hereunder are in addition to, and not in lieu of, Contractor obtaining and maintaining such policies of insurance. Each of the policies of insurance obtained and maintained by a Subcontractor hereunder shall conform with the requirements of this Article 6. Upon request of the District, Contractor shall promptly deliver to the District Certificates of Insurance evidencing that the Subcontractors have obtained and maintained policies of insurance in conformity with the requirements of this Article 6. Failure or refusal of the Contractor to provide the District with Subcontractors' Certificates of Insurance evidencing the insurance coverages required hereunder is a material default of Contractor hereunder.

**6.6 Maintenance of Insurance.** Any insurance bearing on the adequacy of performance of Work shall be maintained after the District's Final Acceptance of all of the Work for the full one year correction of Work period and any longer specific guarantee or warranty periods set forth in the Contract Documents. Should such insurance be canceled before the end of any such periods and the Contractor fails to immediately procure replacement insurance as specified, the District reserves the right to procure such insurance and to charge the cost thereof to the Contractor. Nothing contained in these insurance requirements is to be construed as limiting the extent of the Contractor's responsibility for payment of damages resulting from its operations or performance of the Work under the Contract Documents, including without limitation the Contractor's obligation to pay Liquidated Damages. In no instance will the District's exercise of its option to occupy and use completed portions of the Work relieve the Contractor of its obligation to maintain insurance required under this Article until the date of Final Acceptance of the Work by the District, or such time thereafter as required by the Contract Documents. The insurer providing any insurance coverage required hereunder shall be to the reasonable satisfaction of the District.

**6.7 Contractor's Insurance Primary.** All insurance and the coverages thereunder required to be obtained and maintained by Contractor hereunder, if overlapping with any policy of insurance maintained by the District, shall be deemed to be primary and non-contributing with any policy maintained by the District and any policy or coverage thereunder maintained by District shall be deemed excess insurance. To the extent that the District maintains a policy of insurance covering property damage arising out of the perils of fire or other casualty covered by the Contractor's Builder's Risk Insurance or the Comprehensive General Liability Insurance of the Contractor or any Subcontractor, the District, Contractor and all Subcontractors waive rights of subrogation against the others. The costs for obtaining and maintaining the insurance coverages required herein shall be included in the Contract Price.

**6.8 Indemnity.** Unless arising solely out of the active negligence, gross negligence or willful misconduct the District or the Architect, the Contractor shall indemnify, defend and hold harmless the Indemnified Parties who are: (i) the District and its Board of Trustees, officers, employees, agents and representatives (including the Project Inspector); (ii) the Architect and its consultants for the Work and their respective agents and employees; and (iii) the Construction Manager and its agents and employees. The Contractor's obligations hereunder includes indemnity, defense and hold harmless of the Indemnified Parties from and against any and all damages, losses, claims, demands or liabilities whether for damages, losses or other relief, including, without limitation attorney's fees and costs which arise, in whole or in part, from the Work, the Contract Documents or the acts, omissions or other conduct of the Contractor, any Subcontractor or any person or entity engaged by them for the Work. The Contractor's obligations under the foregoing include without limitation: (i) injuries to or death of persons; (ii) damage to property; or (iii) theft or loss of property; (iv) Stop Notice claims asserted by any person or entity in connection with the Work; and (v) other losses, liabilities, damages or costs resulting from, in whole or part, any acts, omissions or other conduct of Contractor, any of Contractor's Subcontractors, of any tier, or any other person or entity employed directly or indirectly by Contractor in connection with the Work and their respective agents, officers or employees. The obligations of the Contractor, as set forth in (v) above shall include, without limitation losses, costs, expenses, damages and other claims asserted by any other Contractor to the District in connection with the Work or in connection with a work of improvement related to or affected by the Work. If any action or proceeding, whether judicial, administrative, arbitration or otherwise, shall be commenced on account of any claim, demand or liability subject to Contractor's obligations hereunder, and such action or proceeding names any of the Indemnified Parties as a party thereto, the Contractor shall, at its sole cost and expense, defend the named Indemnified Parties in such action or proceeding with counsel reasonably satisfactory to the named Indemnified Parties. In the event that there shall be any judgment, award, ruling, settlement, or other relief arising out of any such action or proceeding to which any of the Indemnified Parties are subject to, or bound by, Contractor shall pay, satisfy or otherwise discharge any such judgment, award, ruling, settlement or relief; Contractor shall indemnify and hold harmless the Indemnified Parties from any and all liability or responsibility arising out of any such judgment, award, ruling, settlement or relief. The Contractor's obligations hereunder are binding upon Contractor's Performance Bond Surety and these obligations shall survive notwithstanding Contractor's completion of the Work or the termination of the Contract.

**6.9 Payment Bond; Performance Bond.** Prior to commencement of the Work, the Contractor shall furnish a Performance Bond as security for Contractor's faithful performance of the Contract and a Labor and Material Payment Bond as security for payment of persons or entities performing work, labor or furnishing materials in connection with Contractor's performance of the Work under the Contract Documents. Unless otherwise stated in the Special Conditions, the amounts of the Performance Bond and the Payment Bond required hereunder shall be one hundred percent (100%) of the Contract Price. Said Labor and Material Payment Bond and Performance Bond shall be in the form and content set forth in the Contract Documents. The failure or refusal of the Contractor to furnish either the Performance Bond or the Labor and Material Payment Bond in strict conformity with this Article 6.9 may be deemed by the District as a default by the Contractor of a material obligation hereunder. Upon request of the Contractor, the District may consider and accept, but is not obligated to do so, multiple sureties on such bonds. The Surety on any bond required under the Contract Documents shall be: (i) an Admitted Surety Insurer as that term is defined in California Code of Civil Procedure §995.120; (ii) A.M. Best rated A- or better; and (iii) A.M. Best Financial Size Category VII or better. The Contractor's delivery of Bonds

issued by a Surety who does not meet or exceed each of the criteria set forth above will be rejected.

## **ARTICLE 7: CONTRACT TIME**

**7.1 Substantial Completion of the Work Within Contract Time.** Unless otherwise expressly provided in the Contract Documents, the Contract Time is the period of time, including authorized adjustments thereto, allotted in the Contract Documents for achieving Substantial Completion of the Work. The date for commencement of the Work is the date established by the Notice to Proceed issued by the District pursuant to the Agreement, which shall not be postponed by the failure to act of the Contractor or of persons or entities for whom the Contractor is responsible. The date of Substantial Completion is the date certified by the Architect and the Project Inspector as such in accordance with the Contract Documents.

### **7.2 Progress and Completion of the Work.**

**7.2.1 Time of Essence.** Time limits stated in the Contract Documents are of the essence. By executing the Agreement, the Contractor confirms that the Contract Time is a reasonable period for performing and achieving Substantial Completion of the Work. The Contractor shall employ and supply a sufficient force of workers, material and equipment, and prosecute the Work with diligence so as to maintain progress, to prevent Work stoppage and to achieve Substantial Completion of the Work within the Contract Time.

**7.2.2 Substantial Completion.** Substantial Completion is that stage in the progress of the Work when the Work is complete in accordance with the Contract Documents so the District can occupy or use the Work for its intended purpose. Substantial Completion shall be determined by the Architect, the Construction Manager and the Project Inspector upon request by the Contractor in accordance with the Contract Documents. The good faith and reasonable determination of Substantial Completion by the Project Inspector, the Construction Manager and the Architect shall be controlling and final.

### **7.2.3 Correction or Completion of the Work After Substantial Completion.**

**7.2.3.1 Punchlist.** Upon achieving Substantial Completion of the Work, the District, The Project Inspector, the Construction Manager, the Architect and the Contractor shall jointly review the Work and prepare a comprehensive list of items of the Work to be corrected or completed by the Contractor ("the Punchlist"). The exclusion of, or failure to include, any item on the Punchlist shall not alter or limit the obligation of the Contractor to complete or correct any portion of the Work in accordance with the Contract Documents.

**7.2.3.2 Time for Completing Punchlist Items.** In addition to setting forth items for correction or completion pursuant to Article 7.2.3.1, the Construction Manager, if any, Contractor and Architect shall, after the jointly review, establish a reasonable time for Contractors' completion of all Punchlist items. If mutual agreement is not reached for the Contractor's completion of Punchlist items, the Architect shall determine such time, and in such event, the time determined by the Architect shall be final and binding upon the District and Contractor so long as the Architect's determination is made in good faith. The Contractor shall promptly and diligently proceed to complete all Punchlist items within the time established. In the event that the Contractor shall fail or refuse, for any reason, to complete all Punchlist items within the time established,



Contractor shall be subject to assessment of Liquidated Damages in accordance with Article 7.4 hereof. The foregoing notwithstanding, if the Contractor fails or refuses to complete all Punchlist items, the District may in its sole and exclusive discretion and without further notice to Contractor, elect to cause the completion of all remaining Punchlist items provided, however that such election by the District is in addition to and not in lieu of any other right or remedy of the District under the Contract Documents or at law. If the District elects to complete Punchlist items of the Work, pursuant to the foregoing, Contractor shall be responsible for all costs incurred by the District in connection herewith and the District may deduct such costs from the Contract Price then or thereafter due the Contractor, if these costs exceed the remaining Contract Price due to the Contractor, the Contractor and the Performance Bond Surety are liable to District for any such excess costs

**7.2.4 Final Completion.** Final Completion is that stage of the Work when all Work has been completed in accordance with the Contract Documents, including without limitation, the performance of all correction or completion items noted upon Substantial Completion, and the Contract has been otherwise fully performed by the Contractor. Final Completion shall be determined by the Architect and the Project Inspector upon request of the Contractor. The good faith and reasonable determination of Final Completion by the Project Inspector and the Architect shall be controlling and final.

**7.2.5 Contractor Responsibility for Multiple Inspections.** In the event the Contractor shall request determination of Substantial Completion or Final Completion by the Project Inspector and the Architect and it is determined by the Project Inspector and the Architect that the Work does not then justify certification of Substantial Completion or Final Completion and re-inspection is required at a subsequent time to make such determination, the Contractor shall be responsible for all costs of such re-inspection, including without limitation, the fees of the Architect and the salary of the Project Inspector. The District may deduct such costs from the Contract Price then due or thereafter due to the Contractor.

**7.2.6 Final Acceptance.** Final Acceptance of the Work shall occur upon approval of the Work by the District's Board of Trustees; such approval shall be submitted for adoption at the next regularly scheduled meeting of the District's Board of Trustees after the determination of Final Completion. The commencement of any warranty or guarantee period under the Contract Documents shall be deemed to be the date upon which the District's Board of Trustees approves of the Final Acceptance of the Work.

### **7.3 Construction Schedule.**

**7.3.1 General Construction Schedule Requirements.** Unless otherwise provided in the Special Conditions, the Construction Schedules required under this Article 7 shall; (i) indicate the date(s) for commencement and completion of various portions of the Work including without limitation, procurement, fabrication and delivery of major items, materials or equipment; (ii) indicate manpower and other resources required for completion of each Construction Schedule activity; (iii) indicate costs for completion of each Construction Schedule activity; (iv) identify each Submittal required by the Contract Documents, the date for the Contractor's submission of each Submittal and the date for the return of the reviewed Submittal to the Contractor; (v) no Site activity shall reflect a duration of less than one (1) or more than fifteen (15) working days; (vi) no more than twenty five percent (25%) of the total number of activities shown on any Construction Schedule shall be critical path

activities or near critical path activities; “near critical path” is defined as float less than ten (10) working days; (viii) indicate major milestones, including without limitation, development of Punchlists and completion of Punchlists, equipment start-up and testing, close-out activities; and (ix) shall incorporate an activity code structure sufficient to allow future sorting/grouping by responsibility, Site area/location, CSI divisions and Milestones. Failure by the Contractor to include any element of the Work required by the Contract Documents or completion of the Work shall not excuse the Contractor from completing all work required within the Contract Time, notwithstanding District’s, Construction Manager’s and Architect’s acceptance of any Construction Schedule prepared by the Contractor.

**7.3.2 Submittal of Preliminary Construction Schedule.** Within ten (10) days following execution of the Agreement, the Contractor shall prepare and submit one (1) electronic and two (2) hard copies to the District, the Construction Manager and the Architect a Preliminary Construction Schedule indicating, in graphic form, the estimated rate of progress and sequence of all Work required under the Contract Documents. Failure of the Contractor to submit the Preliminary Construction Schedule within said ten (10) days will result in assessment of Liquidated Damages as set forth in the Special Conditions for each calendar beyond such ten (10) day period, until the Preliminary Construction Schedule is submitted by the Contractor. The purpose of the Preliminary Construction Schedule is to ensure adequate planning and execution of the Work so that it is completed within the Contract Time and to permit evaluation of the progress of the Work. The Contractor may submit a Preliminary Construction Schedule depicting completion of the Work in a duration shorter than the Contract Time; provided that such Preliminary Construction Schedule shall not be a basis for adjustment to the Contract Price in the event that completion of the Work shall occur after the time depicted therein, nor shall such Preliminary Construction Schedule be the basis for any extension of the Contract Time, the Contractor’s entitlement to any extension of the Contract Time shall be based upon the Contract Time and not on any shorter duration which may be depicted in the Contractor’s Preliminary Construction Schedule. If the Construction Schedules required under this Article 7.3 incorporate therein any “float” time, such float shall be deemed to jointly belong to and owned by the District and the Contractor. As used herein, “float time” shall be deemed to refer to the time between earliest finish date and the latest finish date of each activity shown on the Construction Schedule.

**7.3.3 Review of Preliminary Construction Schedule.** The District, the Construction Manager and the Architect shall review the Preliminary Construction Schedule submitted by the Contractor pursuant to Article 7.3.1 above for conformity with the requirements of the Contract Documents. Within fifteen (15) days of the date of receipt of the Preliminary Construction Schedule, the Preliminary Construction Schedule will be returned to the Contractor with comments to the form or content thereof. Review of the Preliminary Progress Schedule and any comments thereto by the District, the Construction Manager and/or the Architect shall not be deemed to be the assumption of construction means, methods or sequences by the District, the Construction Manager or the Architect, all of which remain the Contractor’s obligations under the Contract Documents.

**7.3.4 Preparation and Submittal of Contract Construction Schedule.** Within ten (10) days of the District’s return of the Preliminary Construction Schedule to the Contractor pursuant to Article 7.3.2 above, the Contractor shall prepare and submit to the District, Architect and the Construction Manager the Construction Schedule which incorporates therein the comments to the Preliminary Construction Schedule. Upon the Contractor’s submittal of such Construction Schedule, the District, the Construction Manager and the

Architect shall review the same for purposes of determining conformity with the requirements of the Contract Documents. Within fifteen (15) days of the receipt of the Construction Schedule, the District will accept such Construction Schedule or will return the same to the Contractor with comments to the form or content. In the event there are comments to the form or content thereof, the Contractor, shall within seven (7) days of receipt of such comments, revise and resubmit the Construction Schedule incorporating therein such comments. Upon the District's acceptance of the form and content of a Construction Schedule, the same shall be deemed the "Accepted Construction Schedule." The District's acceptance of a Construction Schedule shall be for the sole and limited purpose of determining conformity with the requirements of the Contract Documents. By the Accepted Construction Schedule, the District shall not be deemed to have exercised control over, or approval of, construction means, methods or sequences, all of which remain the responsibility and obligation of the Contractor in accordance with the terms of the Contract Documents. Further, the Accepted Construction Schedule shall not operate to limit or restrict any of Contractor's obligations under the Contract Documents nor relieve the Contractor from the full, faithful and timely performance of such obligations in accordance with the terms of the Contract Documents. The activities, commencement and completion dates of activities, and the sequencing of activities depicted on the Accepted Construction Schedule shall not be modified or revised by the Contractor without the prior consent, or direction, of the District, Construction Manager and the Architect. Updates to the Accepted Construction Schedule pursuant to Article 7.3.5 below shall not be deemed revisions to the Accepted Construction Schedule. In the event that the Accepted Construction Schedule shall depict completion of the Work in a duration shorter than the Contract Time, the same shall not be a basis for an adjustment of the Contract Time or the Contract Price in the event that actual completion of the Work shall occur after such the time depicted in such Accepted Construction Schedule. In such event, the Contract Price shall not be subject to adjustment on account of any additional costs incurred by the Contractor to complete the Work prior to the Contract Time, as adjusted in accordance with the terms of the Contract Documents. Any adjustment of the Contract Time or the Contract Price shall be based upon the Contract Time set forth in the Contract Documents and not any shorter duration which may depicted in the Accepted Construction Schedule.

**7.3.5 Revisions to Accepted Construction Schedule.** In the event that the progress of the Work or the sequencing of the activities of the Work shall materially differ from that indicated in the Accepted Construction Schedule, as determined by the District in its reasonable discretion and judgment, the District may direct the Contractor to revise the Accepted Construction Schedule; within fifteen (15) days of the District's direction, the Contractor shall prepare and submit to the District, Architect and the Construction Manager a revised Accepted Construction Schedule, for review and approval by the District. The Contractor may request consent of the District to revise the Accepted Construction Schedule. Any such request shall be considered by the District only if in writing setting forth the Contractor's proposed revision(s) to the Accepted Construction Schedule and the reason(s) therefor. The District may consent to, or deny, any such request of the Contractor to revise the Accepted Construction Schedule in its reasonable discretion.

**7.3.6 Updates to Accepted Construction Schedule.**

**7.3.6.1 Updated Construction Schedule Requirements.** The Contractor shall monitor and update the Accepted Construction Schedule on a monthly basis, or more frequently as required by the conditions or progress of the Work, or as may be requested by the District. The Contractor shall provide the District, the Construction

Manager and the Architect with Updated Accepted Construction Schedules indicating progress achieved and activities commenced or completed within the prior Updated Accepted Construction Schedule. Updates to the Accepted Construction Schedule shall not include any revisions to the activities, commencement and completion dates of activities or the sequencing of activities depicted on the Accepted Construction Schedule. Any such revisions to the Accepted Construction Schedule shall result in the District's rejection of such update and Contractor shall, within seven (7) days of the District's rejection of such update, submit to the Architect and the Construction Manager an Updated Accepted Construction Schedule which does not incorporate any such revisions. The Contractor shall also submit, with its updates to the Accepted Construction Schedule a narrative statement including a description of current and anticipated problem areas of the Work, delaying factors and their impact, and an explanation of corrective action taken or proposed by the Contractor. If the progress of the Work is behind the Accepted Construction Schedule, the Contractor shall indicate what measures will be taken to place the Work back on schedule. The District may, from time to time, and in the District's sole and exclusive discretion, transmit to the Contractor's Performance Bond Surety the Accepted Construction Schedule, any updates thereof and the narrative statement described hereinabove. The District's election to transmit, or not to transmit such information, to the Contractor's Performance Bond Surety shall not limit the Contractor's obligations under the Contract Documents.

**7.3.6.2 Monthly Submission of Updated Construction Schedules.** Concurrently with its submission of its Applications for Progress Payments, the Contractor shall submit the Updated Construction Schedule for the immediately preceding month. Each submission of a monthly Updated Construction Schedule shall consist of: (i) one (1) reproducible copy; (ii) three (3) color copies; and (iii) electronic file stored on CD or DVD. If a narrative report accompanies any monthly Updated Construction Schedule, the Contractor shall submit four (4) copies of such narratives.

**7.3.7 Contractor Responsibility for Construction Schedule.** The Contractor shall be responsible for the preparation, submittal and maintenance of the Construction Schedules required by the Contract Documents, and any failure of the Contractor to do so may be deemed by the District as the Contractor's default in the performance of a material obligation of the Contractor under Contract Documents. Any and all costs or expenses required or incurred to prepare, submit, revise, maintain or update the Construction Schedules shall be solely that of the Contractor and no such cost or expense shall be charged to the District. The Contract Price shall not be subject to adjustment on account of costs, fees or expenses incurred or associated with the Contractor's preparation, submittal, and maintenance or updating of the Construction Schedules.

**7.3.8 Three (3) Week Look-Ahead Schedule; One (1) Week As Built Schedule.** A combined three (3) week Look-Ahead Schedule for the three (3) week period immediately following each weekly Progress Meeting with a one (1) week As-Built Schedule for the previous week shall be prepared by the Contractor and submitted by the Contractor to the Construction Manager for review and approval at each weekly Progress Meeting. The Contractor's preparation and submittal of the Three (3) Week Look-Ahead Schedule; One (1) Week As Built Schedule described above are material obligations of the Contractor; failure or refusal of the Contractor to strictly comply with the foregoing shall be a basis for the District's exercise of the default termination procedures set forth in the Contract Documents.

**7.3.9 Unanticipated Unusually Severe Weather Conditions.** The Baseline Construction Schedule and all subsequent Construction Schedule Updates shall incorporate a critical path activity entitled “Remaining Inclement Weather Days” which shall be the last activity in each Construction Schedule prior to the activity entitled “Final Completion”. The sole successor to “Remaining Inclement Weather Days” (with zero lag) shall be “Final Completion” and the sole predecessor (with zero lag) shall be “Punchlist”.

The Contractor shall apply in writing to the District to use an Inclement Weather Day only when a critical path activity on the then current Updated Construction Schedule has been delayed because of inclement weather conditions. The duration of the “Remaining Inclement Weather Days” activity shall be reduced by the number of approved work days of actual weather caused delay, and be included in the monthly schedule updates.

The “Remaining Inclement Weather Days” activity shall have an initial duration as set forth in the Special Conditions, Paragraph 4.3. If, at Final Completion, there are inclement weather days remaining, the unused days shall be considered “float” as defined by Paragraph 7.3.1 of the General Conditions. If, additional inclement weather days are required, the District shall adjust the Substantial Completion date accordingly.

**7.3.10 Construction Schedules; Conditions Precedent To Progress Payment Disbursements.** In addition to, and not in lieu of conditions precedent set forth elsewhere in the Contract Documents relating to the District’s disbursement of Progress Payments, the Contractor’s preparation and submission of the Preliminary Construction Schedule, Construction Schedule Updates and the Three (3) Week Look-Ahead Schedule; One (1) Week As Built Schedule in accordance with the Contract Documents requirements are conditions precedent to the District’s obligation to disburse any Progress Payment to the Contractor.

**7.3.11 Contractor Schedule Compliance Obligations.** If in the sole reasonable judgment of the District: (i) the Contractor’s progress of Work is materially behind that indicated in the then current Construction Schedule or (ii) the Contractor’s progress of Work will not result in the Contractor’s achievement of Substantial Completion within the Contract Time or the Contractor’s completion of Milestones/Phases of the Work as required by the Contract Documents, the Contractor shall take the action(s) described herein, as directed or authorized by the District. Unless the actions of the District, Construction Manager, Architect or Project Inspector are the sole causative factors resulting in delayed progress of the Work or the inability to achieve Substantial Completion within the Contract Time, the Contractor’s actions hereunder shall not result in adjustment of the Contract Time or the Contract Price. Actions to be directed or authorized by the District include, without limitation, the Contractor’s (i) increase of labor resources (whether on-Site or off-Site); (ii) increase the number of working hours per shift, increase the number of shifts per working day, increase the number of working days and/or increase Construction Equipment at the Site; and/or (iii) re-sequence Work activities to achieve maximum concurrent performance and completion of multiple Work activities.

**7.4 Adjustment of Contract Time.** If Substantial Completion is delayed, adjustment, if any, to the Contract Time on account of such delay shall be in accordance with this Article 7.4.

**7.4.1 Excusable Delays.** If Substantial Completion of the Work is delayed by Excusable Delays, the Contract Time shall be subject to adjustment for such reasonable period of time as determined by the Architect; Excusable Delays shall not result in any increase in

the Contract Price. Excusable Delays refer to unforeseeable and unavoidable casualties or other unforeseen causes beyond the control, and without fault or neglect, of the Contractor, any Subcontractor, Material Supplier or other person directly or indirectly engaged by the Contractor in performance of any portion of the Work. Excusable Delays include unanticipated and unavoidable labor disputes, unusual and unanticipated delays in transportation of equipment, materials or Construction Equipment reasonably necessary for completion and proper execution of the Work, unanticipated unusually severe weather conditions or DSA directive to stop the Work. Neither the financial resources of the Contractor or any person or entity directly or indirectly engaged by the Contractor in performance of any portion of the Work shall be deemed conditions beyond the control of the Contractor. If an event of Excusable Delay occurs, the Contract Time shall be subject to adjustment hereunder only if the Contractor establishes: (i) full compliance with all applicable provisions of the Contract Documents relative to the method, manner and time for Contractor's notice and request for adjustment of the Contract Time; (ii) that the event(s) forming the basis for Contractor's request to adjust the Contract Time are outside the reasonable control and without any fault or neglect of the Contractor or any person or entity directly or indirectly engaged by Contractor in performance of any portion of the Work; and (iii) that the event(s) forming the basis for Contractor's request to adjust the Contract Time directly and adversely impacted the critical path of the Work as indicated in the Approved Construction Schedule or the most recent updated Approved Construction Schedule relative to the date(s) of the claimed event(s) of Excusable Delay. The foregoing provisions notwithstanding, if the Special Conditions set forth a number of "Rain Days" to be anticipated during performance of the Work, the Contract Time shall not be adjusted for rain related unusually severe weather conditions until and unless the actual number of Rain Days during performance of the Work shall exceed those noted in the Special Conditions and such additional Rain Days shall have directly and adversely impacted the critical path of the Work as depicted in the Approved Construction Schedule or the most recent updated Approved Construction Schedule relative to the date(s) of such additional Rain Days.

**7.4.2 Compensable Delays.** If Substantial Completion of the Work is delayed and such delay is caused by the acts or omissions of the District, the Architect, the Inspector of Record, or separate contractor employed by the District (collectively "Compensable Delays"), upon Contractor's request and notice, in strict conformity with Articles 7 and 9 of these General Conditions, the Contract Time will be adjusted by Change Order for such reasonable period of time as determined by the Architect and the District. In accordance with California Public Contract Code §7102, if the Contractor's progress is delayed by any of the events described in the preceding sentence, Contractor shall not be precluded from the recovery of damages directly and proximately resulting therefrom, provided that the District is liable for the delay, the delay is unreasonable under the circumstances involved and the delay was not within the reasonable contemplation of the District and the Contractor at the time of execution of the Agreement. In such event, Contractor's damages, if any, shall be limited to direct, actual and unavoidable additional costs of labor, materials or Construction Equipment directly resulting from such delay, and shall exclude indirect or other consequential damages. Except as expressly provided for herein, Contractor shall not have any other claim, demand or right to adjustment of the Contract Price arising out of delay, interruption, hindrance or disruption to the progress of the Work. Adjustments to the Contract Price and the Contract Time, if any, on account of Changes to the Work or Suspension of the Work shall be governed by the applicable provisions of the Contract Documents, including without limitation, Articles 9 and 14 of these General Conditions.

**7.4.3 Unexcusable Delays.** Unexcusable Delays refer to any delay to the progress of the Work caused by events or factors other than those specifically identified in Articles 7.4.1 and 7.4.2 above. Neither the Contract Price nor the Contract Time shall be adjusted on account of Unexcusable Delays.

**7.4.4 Adjustment of Contract Time.**

**7.4.4.1 Procedure for Adjustment of Contract Time.** The Contract Time shall be subject to adjustment only in strict conformity with applicable provisions of the Contract Documents. Failure of Contractor to request adjustment(s) of the Contract Time in strict conformity with applicable provisions of the Contract Documents shall be deemed Contractor's waiver of the same.

**7.4.4.1.1 Contractor Notice of Adjustment of Contract Time.** The Contract Time shall be subject to adjustment only if the Contractor provides notice of an adjustment of the Contract Time and all supporting substantiation and documentation of the basis and extent of the requested Contract Time adjustment in strict conformity to Article 9.6 of these General Conditions.

**7.4.4.1.2 Time Impact Evaluation.** The supporting substantiation and documentation of the basis and extent of Contract Time adjustments required by the provisions of Article 9.6 shall include, without limitation, a complete Time Impact Evaluation ("TIE") of the factors justifying an adjustment of the Contract Time and the extent of such adjustment of the Contract Time.

**7.4.4.2 Limitations Upon Adjustment of Contract Time on Account of Delays.** Any adjustment of the Contract Time on account of an Excusable Delay or a Compensable Delay shall be limited as set forth herein. If an Excusable Delay and a Compensable Delay occur concurrently, the maximum extension of the Contract Time shall be the number of days from the commencement of the first delay to the cessation of the delay which ends last. If an Unexcusable Delay occurs concurrently with either an Excusable Delay or a Compensable Delay, the maximum extension of the Contract Time shall be the number of days, if any, which the Excusable Delay or the Compensable Delay exceeds the period of time of the Unexcusable Delay. In addition to the foregoing limitations upon extension of the Contract Time, no adjustment of the Contract Time shall be made on account of any Excusable Delays or Compensable Delays unless such delay(s) actually and directly impact Work or Work activities on the critical path of the then current and updated Approved Construction Schedule as of the date on which such delay first occurs. The District shall not be deemed in breach of, or otherwise in default of any obligation hereunder, if the District shall deny any request by the Contractor for an adjustment of the Contract Time for any delay which does not actually and directly impact Work or Work activities on the critical path of the then current and updated Approved Construction Schedule.

**7.5 Liquidated Damages.** Should the Contractor neglect, fail or refuse to: (i) submit the Preliminary Construction Schedule within the time set forth in the Contract Documents; (ii) submit Submittals in accordance with Submittal Schedule incorporated into the Accepted Construction Schedule; (iii) achieve Substantial Completion of the Work within the Contract Time, (subject to adjustments authorized under the Contract Documents); or (iv) to complete Punchlist items within the time established pursuant to the Contract Documents, the Contractor agrees to pay to the District the amount of per diem Liquidated Damages set forth

in the Special Conditions, not as a penalty but as Liquidated Damages. The Liquidated Damages amounts set forth in the Special Conditions are agreed upon by and between the Contractor and the District because of the difficulty of fixing the District's actual damages in the event of the Contractor's delayed submission of the Preliminary Construction Schedule, delayed submission of Submittals, delayed Substantial Completion or delayed completion of Punchlist items. The Contractor and the District specifically agree that said amounts are reasonable estimates of the District's damages in such event, and that such amounts do not constitute a penalty. Liquidated Damages may be deducted by the District from the Contract Price then or thereafter due the Contractor. The Contractor and the Surety shall be liable to the District for any Liquidated Damages exceeding any amount of the Contract Price then held or retained by the District. In the event that the Contractor shall fail or refuse to complete Punchlist items and the District elects to exercise its right to cause completion or correction of such items pursuant to Article 7.2.3.2 hereof, the District's assessment of Liquidated Damages pursuant to the foregoing shall be in addition, and not in lieu of, the District's right to charge Contractor with the cost of completing or correcting such items of the Work, as provided for under Article 7.2.3.2. The Contractor and the District acknowledge and agree that the provisions of this Article 7.5 are reasonable under the circumstances existing at the time of the Contractor's execution of the Agreement.

- 7.6 District Right to Take-Over Work.** Unless caused by the District, Architect, Construction Manager or the Project Inspector, if the Contractor fails or refuses, for any reason and at any time, to furnish adequate materials, labor, equipment or services to maintain progress of the Work in accordance with the then current Construction Schedule after twenty-four (24) hours advance written notice from the Construction Manager to the Contractor of its failure or refusal, the District may thereafter furnish or cause to be furnish such materials, labor, equipment or services necessary to maintain progress of the Work in accordance with the then current Construction Schedule. All costs, expenses or other charges (whether direct, indirect and administrative) incurred by the District in furnishing such materials, labor, equipment or services shall be at the sole cost of the Contractor and the District may deduct the same from the Contract Price then or thereafter due the Contractor. The District's exercise of rights pursuant to the foregoing shall not be deemed a waiver or limitation of any other right or remedy of the District under the Contract Documents.

## **ARTICLE 8: CONTRACT PRICE**

- 8.1 Contract Price.** The Contract Price is the amount stated in the Agreement as such, and subject to any authorized adjustments thereto in accordance with the Contract Documents, is the total amount payable by the District to the Contractor for performance of the Work under the Contract Documents. The District's payment of the Contract Price to the Contractor shall be in accordance with the Contract Documents.
- 8.2 Cost Breakdown.** Within fifteen (15) days of the execution of the Agreement by Contractor, Contractor shall furnish, on forms approved by the District, a detailed estimate and complete Cost Breakdown of the Contract Price. The Cost Breakdown shall be subject to review and approval by the Construction Manager, Architect and District of the form and content thereof. In the event that the District shall reasonably object to any portion of the Cost Breakdown, within ten (10) days of the District's receipt of the Cost Breakdown, the District shall notify the Contractor, in writing of the District's objection(s) to the Cost Breakdown. Within five (5) days of the date of the District's written objection(s), Contractor shall submit a revised Cost Breakdown to the District, Architect and the Construction Manager for review and acceptance. The foregoing procedure for the preparation, review and approval of the Cost



Breakdown shall continue until the District, Architect and the Construction Manager have approved of the entirety of the Cost Breakdown. Once the Cost Breakdown is accepted by the District, Architect and the Construction Manager, the Cost Breakdown shall not be thereafter modified or amended by the Contractor without the prior consent and approval of the District, Architect and the Construction Manager, which may be granted or withheld in their sole reasonable discretion.

### **8.3 Progress Payments.**

**8.3.1 Applications for Progress Payments.** During the Contractor's performance of the Work, the Contractor shall submit monthly, on the first working day of each month, to the Project Inspector, Construction Manager and the Architect, Applications for Progress Payments, on forms approved by the District, setting forth an itemized estimate of Work completed in the preceding month for the purpose of the District's making of Progress Payments thereon. Values utilized in the Applications for Progress Payments shall be based upon the District accepted Cost Breakdown pursuant to Article 8.2 above and such values shall be only for determining the basis of Progress Payments to Contractor, and shall not be considered as fixing a basis for adjustments, whether additive or deductive, to the Contract Price, or for determining the extent of Work actually completed.

**8.3.2 Initial Progress Payment Meeting.** Prior to submitting any Application for Progress Payment and for the purpose of expediting review of Application for Progress Payments and disbursement of Progress Payments, Contractor agrees to meet with the Project Inspector, Construction Manager and Architect to review and discuss each of the Contractor's Proposed Applications for Progress Payment. If any item submitted for payment is disputed during this review, Contractor agrees to use its best efforts to resolve the disputed items with Project Inspector, Construction Manager and Architect before formally submitting the Application for Progress Payment. The Architect, the Construction Manager and District specifically reserve the right to dispute any item included in Contractor's Application for Progress Payment, regardless of whether such item was identified as disputed in the initial review process provided for herein.

**8.3.3 District's Review of Applications for Progress Payments.** In accordance with Public Contract Code §20104.50, upon receipt of an Application for Progress Payment, the District shall cause the same to be reviewed by the Project Inspector, the Construction Manager, if one is designated by the District, and the Architect, as soon as is practicable after receipt of such Application for Progress Payment. Such review shall be for the purpose of determining that the Application for Progress Payment is a proper Progress Payment request. For purposes of this Article 8.3.2, an Application for Progress Payment shall be deemed "proper" only if it is submitted on the form approved by the District, with all of the requested information of such form of Application for Progress Payment completely and accurately provided by the Contractor and such completed Application for Progress Payment is accompanied by: (i) a Certification, executed under penalty of perjury by the Contractor's Superintendent and/or Construction Manager, that all weekly Certified Payroll Records for the Contractor and all Subcontractors required to submit weekly Certified Payroll Records under the LCP for the period of time covered by the Application for Progress Payment have been completed and submitted in strict conformity with the LCP; (ii) Certified Payrolls of the any Subcontractors, of any tier, (who are not required under the LCP to submit Certified Payroll Records on weekly basis) for laborers performing any portion of the Work for which a Progress Payment is requested; (iii) duly completed and executed forms of Conditional Waiver and Release of Rights Upon Progress Payment

in accordance with California Civil Code §3262 of the Contractor, all Subcontractors of any tier, and Material Suppliers covering the Progress Payment requested; (iv) duly completed and executed forms of Unconditional Waiver and Release of Rights upon Progress Payment in accordance with California Civil Code §3262 of the Contractor, all Subcontractors of any tier, and Material Suppliers covering the Progress Payment received by the Contractor under the prior Application for Progress Payment; (v) an updated Construction Schedule in accordance with Article 7.3.5 of the General Conditions and applicable provisions of the Specifications relating to the Contractor's updates to the Construction Schedule; (vi) for the first (1<sup>st</sup>) Application for Progress Payment, a certification that the Preliminary Construction Schedule conforming to requirements of the Contract Documents has been prepared and submitted by the Contractor; for subsequent Applications for Progress Payment a certification by the Contractor that it has continuously maintained, or caused to be maintained, the Record Drawings reflecting the actual as-built conditions of the Work performed for which the Progress Payment is requested, it being understood that such certification is subject to verification by the District, Architect, Project Inspector or the Construction Manager prior to disbursement of the Progress Payment; and (vii) completed/executed form of Debris Recycling Statement. In accordance with Public Contract Code §20104.50, an Application for Progress Payment determined by the District not to be a proper Application for Progress Payment shall be returned by the District to the Contractor as soon as is practicable after receipt of the same from the Contractor, but in no event not more than seven (7) days after the District's receipt thereof. The District's return of any Application for Progress Payment pursuant to the preceding sentence shall be accompanied by a written document setting forth the reason(s) why the Application for Progress Payment is not proper.

**8.3.4 Review of Applications for Progress Payments.** Upon receipt of an Application for Progress Payment, the Architect, Construction Manager and the Project Inspector shall inspect and verify the Work to determine whether it has been performed in accordance with the terms of the Contract Documents and to determine the portion of the Application for Progress Payment which is properly due to the Contractor under the terms of the Contract Documents.

### **8.3.5 District's Disbursement of Progress Payments**

**8.3.5.1 Timely Disbursement of Progress Payments.** In accordance with Public Contract Code §20104.50, within thirty (30) days after the District's receipt of a proper Application for Progress Payment, there shall be paid, by District, to Contractor a sum equal to ninety-five percent (95%) of the value of the Work indicated in the Application for Progress Payment which is actually in place as of the date of the Application for Progress Payment and as verified and approved by the Project Inspector and the Architect and the pro rata portion of the Contractor's overhead, supervision and general conditions costs and profit for that month; provided, however, that the District's obligation to disburse any Progress Payment shall be subject to the District's receipt of all documents set forth in Article 8.3.3 above, each and all of which are conditions precedent to the District's obligation to disburse Progress Payments. If an Application for Progress Payment is determined not to be proper due to the failure or refusal of the Contractor to submit documents with the Application for Progress Payment, as required by Article 8.3.2, or incompleteness or inaccuracies in any such documents submitted or if it is reasonably determined that the Record Drawings have not been continuously maintained to reflect the actual as built conditions of the Work completed in the period for which the Progress Payment is requested, the thirty (30)

day period hereunder for the District's timely disbursement of a Progress Payment shall be deemed to commence on the date that the District is actually in receipt of documents not submitted with the Application for Progress Payment, or corrections to documents with the Application for Progress Payment so as to render them complete and accurate, or the date upon which the Contractor accurately and fully completes preparation of the Record Drawings relating to the Work for which the Progress Payment is requested.

**8.3.5.2 Untimely Disbursement of Progress Payments.** In accordance with Public Contract Code §20104.50, in the event that the District shall fail to make any Progress Payment within thirty (30) days after receipt of an undisputed and properly submitted Application for Progress Payment, the District shall pay the Contractor interest on the undisputed amount of such Application for Progress Payment equal to the legal rate of interest set forth in California Code of Civil Procedure §685.010(a). The foregoing notwithstanding, in the event that the District shall determine that any Application for Progress Payment is not proper, pursuant to Article 8.3.3 above, and the District does not return such Application for Progress Payment within the seven (7) day period provided for in Article 8.3.3, the period of time for the District's disbursement of the Progress Payment on such Application for Progress Payment without incurring the interest liability shall be reduced by the number of days exceeding the seven (7) day return period.

**8.3.5.3 District's Right to Disburse Progress Payments by Joint Checks.** Provided that the District is in receipt of the applicable Subcontract or Purchase Order, the District, may in its sole discretion, issue joint checks to the Contractor and such Subcontractor or Material Supplier in satisfaction of its obligation to make Progress Payments or the Final Payment due hereunder.

**8.3.5.4 No Waiver of Defective or Non-Conforming Work.** The approval of any Application for Progress Payment or the disbursement of any Progress Payment to the Contractor shall not be deemed nor constitute acceptance of defective Work or Work not in conformity with the Contract Documents.

**8.3.6 Progress Payments for Changed Work.** The Contractor's Applications for Progress Payment may include requests for payment on account of Changes in the Work which have been properly authorized and approved by the Project Inspector, the Architect and all other governmental agencies with jurisdiction over such Change in accordance with the terms of the Contract Documents and for which a Change Order has been issued. Except as provided for herein, no other payment shall be made by the District for Changes in the Work.

**8.3.7 Materials or Equipment Not Incorporated Into the Work.**

**8.3.7.1 Limitations Upon Payment.** Except as expressly provided for herein, no payments shall be made by the District on account of any item of the Work, including without limitation, materials or equipment which, at the time of the Contractor's submittal of an Application for Progress Payment, has/have not been incorporated into and made a part of the Work.

**8.3.7.2 Materials or Equipment Delivered and Stored at the Site.** The District may, in its sole and exclusive discretion, make payment for materials or equipment not yet

incorporated into the Work if, at or prior to the time of the Contractor's submittal of an Application for Progress Payment incorporating therein a request for payment of such materials or equipment if all of the following are complied with: (i) the materials or equipment have been delivered to the Site; (ii) adequate arrangements, reasonably satisfactory to the District, have been made by the Contractor to store and protect such materials or equipment at the Site including without limitation, insurance reasonably satisfactory to the District, covering and protecting against the risk of loss, destruction, theft or other damage to such materials or equipment while in storage if such coverage is not afforded under the policy of Builder's Risk insurance obtained by the District pursuant to the Contract Documents; and (iii) the establishment of procedures reasonably satisfactory to the District by which title to such materials or equipment will be vested in the District upon the District's payment therefor. The Contractor acknowledges that the discretion to make, or not to make, payment for materials or equipment delivered or stored at the site of the Work pursuant to the preceding sentence shall be exercised exclusively by the District; the District's exercise of discretion not to make payment for materials or equipment delivered or stored at the Site, but not yet incorporated into the Work shall not be deemed the District's default hereunder. In the event that the District shall elect to make payment for materials or equipment delivered and stored at the Site, the costs and expenses incurred to comply with the requirements of (ii) and (iii) of this Article 8.3.6.2 shall be borne solely and exclusively by the Contractor and no payment shall be made by the District on account of such costs and expenses.

**8.3.7.3 Materials or Equipment Not Delivered or Stored at the Site.** No payments shall be made by the District for materials or equipment to be incorporated into the Work where such materials or equipment have not been delivered or stored at the Site. The foregoing notwithstanding, the District may, in its sole and exclusive discretion, elect to make payment for materials or equipment not incorporated into the Work and which are not delivered or stored at the Site at or prior to the time of the Contractor's submittal of an Application for Progress Payment incorporating therein a request for payment of such materials or equipment provided that each and all of the following have been complied with: (i) adequate arrangements, reasonably satisfactory to the District, have been made by the Contractor to store and protect such materials or equipment which include without limitation, insurance reasonably satisfactory to the District, covering and protecting against the risk of loss, destruction, theft or other damage to such materials or equipment while in storage if coverage for the same is not afforded under the policy of Builder's Risk insurance obtained by the District pursuant to the Contract Documents; and (ii) the establishment of procedures reasonably satisfactory to the District by which title to such materials or equipment will be vested in the District upon the District's payment therefor. The Contractor acknowledges that the discretion to make, or not to make, payment for such materials or equipment pursuant to the preceding sentence shall be exercised exclusively by the District; the District's exercise of discretion not to make payment for such materials or equipment shall not be deemed the District's default hereunder. In the event that the District shall elect to make payment for materials or equipment not at the Site, the costs and expenses incurred to comply with the requirements of (i) and (ii) of this Article 8.3.7.3 shall be borne solely and exclusively by the Contractor and no payment shall be made by the District on account of such costs and expenses.

**8.3.7.4 Materials or Equipment in Fabrication or Transit.** The provisions of this Article 8.3.7 notwithstanding, the District shall not make any payment on account of

any materials or equipment which is in the process of being fabricated or which are in transit to the Site of or other storage location.

**8.3.8 Exclusions From Progress Payments.** In addition to the District's right to withhold disbursement of any Progress Payment provided for in the Contract Documents, neither the Contractor's Application for Progress Payment shall include, nor shall the District be obligated to disburse any portion of the Contract Price for amounts which the Contractor does not intend to pay any Subcontractor, of any tier, or Material Supplier because of a dispute or any other reason.

**8.3.9 Title to Work.** The Contractor warrants that title to all Work covered by an Application for Progress Payment will pass to the District no later than the time of payment. The Contractor further warrants that upon submittal of an Application for Progress Payment, all Work for which a Progress Payment has been previously issued and the Contractor has received payment from the District therefor shall, to the best of the Contractor's knowledge, information and belief, be free and clear of liens, claims, stop notices, security interests or encumbrances in favor of the Contractor, Subcontractors, Material Suppliers or other persons or entities making a claim by reason of having provided labor, materials and equipment relating to the Work.

**8.3.10 Substitute Security for Retention.** In accordance with the provisions of California Public Contract Code §22300, eligible and equivalent securities may be substituted for any monies withheld by the District to ensure the Contractor's performance under the Contract Documents at the request and expense of the Contractor and in conformity with the provisions of California Public Contract Code §22300. The foregoing and the provisions of California Public Contract Code §22300 notwithstanding, failure of the Contractor to request the substitution of eligible and equivalent securities for monies to be withheld by the District prior to the Contractor's submission of its first Application for Progress Payment shall be deemed a waiver of such right.

#### **8.4 Final Payment.**

**8.4.1 Application for Final Payment.** When the Contractor has achieved Final Completion of the Work and has otherwise fully performed its obligations under the Contract Documents, the Contractor shall submit an Application for Final Payment on such form as approved by the District. Thereupon, the Architect and the Project Inspector will promptly make a final inspection of the Work and when the Architect and the Project Inspector find the Work acceptable under the Contract Documents and that the Contract has been fully performed by the Contractor, the Architect and the Project Inspector will thereupon promptly approve the Application for Final Payment, stating that to the best their knowledge, information and belief, the Work has been completed in accordance with the terms of the Contract Documents. The Final Payment shall include the remaining balance of the Contract Price and any retention from Progress Payments previously withheld by the District.

**8.4.2 Conditions Precedent to Disbursement of Final Payment.** Neither Final Payment nor any remaining Contract Price shall become due until the Contractor submits to the District each and all of the following, the submittal of which are conditions precedent to the District's obligation to disburse the Final Payment: (i) an affidavit or certification by the Contractor that payrolls, bills for materials and other indebtedness incurred in connection with the Work for which the District or the District's property may or might be responsible

or encumbered have been paid or otherwise satisfied; (ii) a certificate evidencing that insurance required by the Contract Documents to remain in force after the Contractor's receipt of Final Payment is currently in effect; (iii) a written statement that the Contractor knows of no substantial reason that the insurance will not be renewable to cover any period following Final Payment as required by the Contract Documents; (iv) consent of the Surety on the Labor and Material Payment Bond and Performance Bond, to Final Payment if required; (v) duly completed and executed forms of Conditional or Unconditional Waivers and Releases of rights upon Final Payment of the Contractor, Subcontractors of any tier and Material Suppliers in accordance with California Civil Code §3262, with each of the same stating that there are, or will be, no claims for additional compensation after disbursement of the Final Payment; (vi) Operations and Maintenance manuals and separate warranties provided by any manufacturer or distributor of any materials or equipment incorporated into the Work; (vii) the Record Drawings; (viii) the form of Guarantee included in the Contract Documents duly executed by an authorized representative of the Contractor; (ix) any and all other items or documents required by the Contract Documents to be delivered to the District upon completion of the Work; (x) the completion and submittal of all reports required by the Contract Documents, including without limitation, verified reports required by applicable provisions of the California Code of Regulations; and (xi) if required by the District, such other data establishing payment or satisfaction of obligations such as receipts, releases and waivers of liens, stop notices, claims, security interest or encumbrances arising out of the Contract to the extent and in such form as may be required by the District.

**8.4.3 Disbursement of Final Payment.** Provided that the District is then in receipt of all documents and other items in Article 8.4.2 above as conditions precedent to the District's obligation to disburse Final Payment, not later than sixty (60) days following Final Acceptance the District shall disburse the Final Payment to the Contractor. Pursuant to California Public Contract Code §7107, if there is any dispute between the District and the Contractor at the time that disbursement of the Final Payment is due, the District may withhold from disbursement of the Final Payment an amount not to exceed one hundred fifty percent (150%) of the amount in dispute.

**8.4.4 Waiver of Claims.** The Contractor's acceptance of the Final Payment is a waiver and release by the Contractor of any and all claims against the District for compensation or otherwise in connection with the Contractor's performance of the Contract.

**8.4.5 Claims Asserted After Final Payment.** Any lien, stop notice or other claim filed or asserted after the Contractor's acceptance of the Final Payment by any Subcontractor, of any tier, laborer, Material Supplier or others in connection with or for Work performed under the Contract Documents shall be the sole and exclusive responsibility of the Contractor who further agrees to indemnify, defend and hold harmless the District and its officers, agents, representatives and employees from and against any claims, demands or judgments arising or associated therewith, including without limitation attorney's fees incurred by the District in connection therewith. In the event any lien, stop notice or other claim of any Subcontractor, Laborer, Material Supplier or others performing Work under the Contract Documents remain unsatisfied after Final Payment is made, Contractor shall refund to District all monies that the District may pay or be compelled to pay in discharging any lien, stop notice or other claim, including, without limitation all costs and reasonable attorney's fees incurred by District in connection therewith.

**8.5 Withholding of Payments.** The District may withhold any Progress Payment or the Final

Payment, in whole or in part, or backcharge the Contractor to the extent it may deem advisable to protect the District on account of: (i) defective Work or Work not in conformity with the requirements of the Contract Documents which is not remedied; (ii) failure of the Contractor to make payments when due Subcontractors or Material Suppliers for materials or labor; (iii) claims filed or reasonable evidence of the probable filing of claims by Subcontractors, laborers, Material Suppliers, or others performing any portion of the Work under the Contract Documents for which the District may be liable or responsible including, without limitation, Stop Notice Claims filed with the District pursuant to California Civil Code §3179 et seq.; (iv) a reasonable doubt that the Contract can be completed for the then unpaid balance of the Contract Price; (v) tax demands filed in accordance with California Government Code §12419.4; (vi) other claims, penalties and/or forfeitures for which the District is required or authorized to retain funds otherwise due the Contractor; (vii) any amounts due from the Contractor to the District under the terms of the Contract Documents; (viii) violations of the LCP or other obligations of the Contractor or any Subcontractor relating to the employment of labor in connection with the Work (including without limitation, delinquent submission of weekly Certified Payroll Records or the submission of inadequate weekly Certified Payroll Records; or (ix) the Contractor's failure to perform any of its obligations under the Contract Documents or its default under the Contract Documents or its failure to maintain adequate progress of the Work. In addition to the foregoing, the District shall not be obligated to process any Application for Progress Payment or Final Payment, nor shall Contractor be entitled to any Progress Payment or Final Payment so long as any lawful or proper direction concerning the Work or the performance thereof or any portion thereof, given by the District, the Project Inspector, the Architect or any public authority having jurisdiction over the Work, or any portion thereof, shall not be fully and completely complied with by the Contractor. When the District is reasonably satisfied that the Contractor has remedied any such deficiency, payment shall be made of the amount withheld. In lieu of making payment of withheld amounts to the Contractor, the District may, in its sole exclusive discretion, apply withheld amounts to the payment and satisfactions of debts and obligations of the Contractor relating to the Work. In doing, the District shall be an agent of the Contractor for the sole and limited purpose of making payment(s) to others for the Work on behalf of the Contractor; payments made by the District pursuant to the foregoing shall be deemed payments to the Contractor and the Contract Price shall be adjusted to reflect such payment(s). The District shall not be liable to the Contractor or others for its good faith decision to make or not make payment(s) of amounts withheld from the Contractor pursuant to the foregoing. If the District elects to make payments to other of amounts withheld from the Contractor, the District may do so without prior judicial determination; the District will render the Contractor a complete and accurate accounting of amounts withheld and paid to others on behalf of the Contractor.

- 8.6 Payments to Subcontractors.** The Contractor shall pay all Subcontractors for and on account of Work of the Contract performed by such Subcontractors in accordance with the terms of their respective subcontracts and as provided for pursuant to California Public Contract Code §10262, the provisions of which are deemed incorporated herein by this reference. In the event of the Contractor's failure to make payment to Subcontractors in conformity with California Public Contract Code §10262, the provisions of California Public Contract Code §10253 shall apply; by this reference, the provisions of California Public Contract Code §10253 are incorporated herein in its entirety, except that the references in said Section 10253 to "the director" shall be deemed to refer to the District. The Contractor shall timely make payment of retention due Subcontractors in accordance with Public Contract Code §7107.

## 8.7 Computerized Job Cost Reporting System.

**8.7.1 Job Cost Reporting.** The Contractor and each Subcontractor with a Subcontract valued at Five Hundred Thousand Dollars (\$500,000) or greater shall maintain a computerized job cost reporting system conforming to the requirements set forth herein. The computer program(s) utilized by the Contractor and applicable Subcontractors shall be subject to the review and acceptance by the District. The job cost reporting systems for the Work shall be updated in regular intervals of not less than one (1) calendar month.

**8.7.2 Job Cost Reporting System Requirements.** The computerized job cost programs utilized by the Contractor and applicable Subcontractors shall conform and comply with generally accepted accounting principles applied in a consistent manner and with recognized and generally accepted construction industry accounting standards, guidelines and procedures. The job cost reporting system format and configuration shall follow the general format of the District approved Cost Breakdown and budgets established for each line item shall be traceable to a bid estimate of costs. The job cost reporting systems utilized by the Contractor and applicable Subcontractors shall be capable of: (a) providing overall cost status on a monthly and cumulative basis; (b) providing comparative analysis of the original budgeted costs, actual costs, remaining budget, and projected cost of completion; the job cost reporting system shall be capable of providing comparative analysis for individual line items and the totality of the Work reflected in the job cost report and; (c) tracking adjustments to original budget amounts for Changes to the Work (including, without limitation, issued, pending and potential Change Orders).

**8.7.3 Job Cost System Information.** Upon request of the District or the Construction Manager, the Contractor and applicable Subcontractors shall make available written job cost reports and provide the District and the Construction Manager with the electronic files of the then current or requested job cost report. The Contractor's obligations hereunder are material.

## ARTICLE 9: CHANGES

**9.1 Changes in the Work.** The District, at any time, by written order, may make Changes within the general scope of the Work under the Contract Documents or issue additional instructions, require additional Work or direct deletion of Work. The Contractor shall not proceed with any Change involving an increase or decrease in the Contract Price or the Contract Time without prior written authorization from the District. The foregoing notwithstanding, the Contractor shall promptly commence and diligently complete any Change to the Work subject to the District's written authorized issued pursuant to the preceding sentence; the Contractor shall not be relieved or excused from its prompt commencement and diligent completion of any Change subject to the District's written authorization by virtue of the absence or inability of the Contractor and the District to agree upon the extent of any adjustment to the Contract Time or the Contract Price on account of such Change. The issuance of a Change Order pursuant to this Article 9 in connection with any Change authorized by the District under this Article 9.1 shall not be deemed a condition precedent to Contractor's obligation to promptly commence and diligently complete any such Change authorized by the District hereunder. The District's right to make Changes shall not invalidate the Contract nor relieve the Contractor of any liability or other obligations under the Contract Documents. Any requirement of notice of Changes in the scope of Work to the Surety shall be the responsibility of the Contractor. Changes to the Work depicted or described in the Drawings or the Specifications shall be subject to approval by the DSA. The District may make Changes to



bring the Work or the Project into compliance with environmental requirements or standards established by state or federal statutes and regulations enacted after award of the Contract.

**9.2 Oral Order of Change in the Work.** Any oral order, direction, instruction, interpretation, or determination from the District, the Project Inspector or the Architect which in the opinion of the Contractor causes any change to the scope of the Work, or otherwise requires an adjustment to the Contract Price or the Contract Time, shall be treated as a Change only if the Contractor gives the Architect and the Project Inspector written notice within ten (10) days of the order, directions, instructions, interpretation or determination and prior to acting in accordance therewith. Time is of the essence in Contractor's written notice pursuant to the preceding sentence so that the District can promptly investigate and consider alternative measures to address the order, direction, instruction, interpretation or determination giving rise to Contractor's notice. Accordingly, Contractor acknowledges that its failure, for any reason, to give written notice within ten (10) days of such order, direction, instruction, interpretation or determination shall be deemed Contractor's waiver of any right to assert or claim any entitlement to an adjustment of the Contract Time or the Contract Price on account of such order, direction, instruction, interpretation or determination. The written notice shall state the date, circumstances, extent of adjustment to the Contract Price or the Contract Time, if any, requested, and the source of the order, directions, instructions, interpretation or determination that the Contractor regards as a Change. Unless the Contractor acts in strict accordance with this procedure, any such order, direction, instruction, interpretation or determination shall not be treated as a Change and the Contractor hereby waives any claim for any adjustment to the Contract Price or the Contract Time on account thereof.

**9.3 Contractor Submittal of Data.** Within ten (10) days after receipt of a written order directing a Change in the Work or furnishing the written notice regarding any oral order directing a Change in the Work, the Contractor shall submit to the Architect, the Project Inspector, the Construction Manager and the District a detailed written statement setting forth the general nature of the Change, the amount of any adjustment to the Contract Price on account thereof, properly itemized and supported by sufficient substantiating data to permit evaluation of the same, and the extent of adjustment of the Contract Time, if any, required by such Change. No claim or adjustment to the Contract Price or the Contract Time shall be allowed if not asserted by the Contractor in strict conformity herewith or if asserted after Final Payment is made under the Contract Documents.

**9.4 Adjustment to Contract Price and Contract Time on Account of Changes to the Work.**

**9.4.1 Adjustment to Contract Price.** Adjustments to the Contract Price due to Changes in the Work shall be determined by application of one of the following methods, in the following order of priority:

**9.4.1.1 Mutual Agreement.** By negotiation and mutual agreement, on a lump sum basis, between the District and the Contractor on the basis of the estimate of the actual and direct increase or decrease in costs on account of the Change. Upon request of the District or the Architect, the Contractor shall provide a detailed estimate of increase or decrease in costs directly associated with performance of the Change along with cost breakdowns of the components of the Change and supporting data and documentation. The Contractor's estimate of increase or decrease in costs pursuant to the foregoing, if requested, shall be in sufficient detail and in such form as to allow the District, the Project Inspector and the Architect to review and assess the completeness and accuracy thereof. The Contractor shall be solely responsible

for any additional costs or additional time arising out of, or related in any manner to, its failure to provide the estimate of costs within the time specified in the request of the District or the Architect for such estimate.

**9.4.1.2 Determination by the District.** By the District, whether or not negotiations are initiated pursuant to Article 9.4.1.1 above based upon actual and necessary costs incurred by the Contractor as determined by the District on the basis of the Contractor's records. In the event that the procedure set forth in this Article 9.4.1.2 is utilized to determine the extent of adjustment to the Contract Price on account of Changes to the Work, promptly upon determining the extent of adjustment to the Contract Price, the District shall notify the Contractor in writing of the same; the Contractor shall be deemed to have accepted the District's determination of the amount of adjustment to the Contract Price on account of a Change to the Work unless Contractor shall notify the District, the Architect and the Project Inspector, in writing, not more than fifteen (15) days from the date of the District's written notice, of any objection to the District's determination. Failure of the Contractor to timely notify the District, the Architect and the Project Inspector of Contractor's objections to the District's determination of the extent of adjustment to the Contract Price shall be deemed Contractor's acceptance of the District's determination and a waiver of any right or basis of the Contractor to thereafter protest or otherwise object to the District's determination. Notwithstanding any objection of the Contractor to the District's determination of the extent of any adjustment to the Contract Price pursuant to this Article 9.4.1.2, Contractor shall, pursuant to Article 9.7 below, diligently proceed to perform and complete any such Change.

**9.4.1.3 Basis for Adjustment of Contract Price.** If Changes in the Work require an adjustment of the Contract Price pursuant to Articles 9.4.1.1 or 9.4.1.2 above, the basis for adjustment of the Contract Price shall be as follows:

**9.4.1.3.1 Labor.** Contractor shall be compensated for the costs of labor actually and directly utilized in the performance of the Change. Such labor costs shall be limited to field labor for which there is a prevailing wage rate classification. Wage rates for labor shall not exceed the prevailing wage rates in the locality of the Site and shall be in the labor classification(s) necessary for the performance of the Change. Use of a labor classification which would increase labor costs associated with any Change shall not be permitted. Labor costs shall exclude costs incurred by the Contractor in preparing estimate(s) of the costs of the Change, in the maintenance of records relating to the costs of the Change, coordination and assembly of materials and information relating to the Change or performance thereof, or the supervision and other overhead and general conditions costs associated with the Change or performance thereof.

**9.4.1.3.2 Materials and Equipment.** Contractor shall be compensated for the costs of materials and equipment necessarily and actually used or consumed in connection with the performance of Changes. Costs of materials and equipment may include reasonable costs of transportation from a source closest to the site of the Work and delivery to the Site. If discounts by Material Suppliers are available for materials necessarily used in the performance of Changes, they shall be credited to the District. If materials and/or equipment necessarily used in the performance of Changes are obtained from a supplier or source owned in whole or in part by the Contractor, compensation therefor shall not exceed the

current wholesale price for such materials or equipment. If, in the reasonable opinion of the District, the costs asserted by the Contractor for materials and/or equipment in connection with any Change is excessive, or if the Contractor fails to provide satisfactory evidence of the actual costs of such materials and/or equipment from its supplier or vendor of the same, the costs of such materials and/or equipment and the District's obligation for payment of the same shall be limited to the then lowest wholesale price at which similar materials and/or equipment are available in the quantities required to perform the Change. The District may elect to furnish materials and/or equipment for Changes to the Work, in which event the Contractor shall not be compensated for the costs of furnishing such materials and/or equipment or any mark-up thereon.

**9.4.1.3.3 Construction Equipment.** Contractor shall be compensated for the actual cost of the necessary and direct use of Construction Equipment in the performance of Changes to the Work. Use of such Construction Equipment in the performance of Changes to the Work shall be compensated in increments of fifteen (15) minutes. Rental time for Construction Equipment moved by its own power shall include time required to move such Construction Equipment to the site of the Work from the nearest available rental source of the same. If Construction Equipment is not moved to the Site by its own power, Contractor will be compensated for the loading and transportation costs in lieu of rental time. The foregoing notwithstanding, neither moving time or loading and transportation time shall be allowed if the Construction Equipment is used for performance of any portion of the Work other than Changes to the Work. Unless prior approval in writing is obtained by the Contractor from the Architect, the Project Inspector and the District, no costs or compensation shall be allowed for time while Construction Equipment is inoperative, idle or on standby, for any reason. The Contractor shall not be entitled to an allowance or any other compensation for Construction Equipment or tools used in the performance of Changes to the Work where such Construction Equipment or tools have a replacement value of \$500.00 or less. Construction Equipment costs claimed by the Contractor in connection with the performance of any Change to the Work shall not exceed rental rates established by distributors or construction equipment rental agencies in the locality of the Site; any costs asserted which exceed such rental rates shall not be allowed or paid. Unless otherwise specifically approved in writing by the Architect, the Project Inspector and the District, the allowable rate for the use of Construction Equipment in connection with Changes to the Work shall constitute full compensation to the Contractor for the cost of rental, fuel, power, oil, lubrication, supplies, necessary attachments, repairs or maintenance of any kind, depreciation, storage, insurance, labor (exclusive of labor costs of the Construction Equipment operator), and any all other costs incurred by the Contractor incidental to the use of such Construction Equipment.

**9.4.1.3.4 Mark-up on Costs of Changes to the Work.** In determining the cost to the District and the extent of increase to the Contract Price resulting from a Change adding to the Work, the allowance for mark-ups on the costs of the Change for all overhead (including home office and field overhead), general conditions costs and profit associated with the Change shall not exceed the percentage set forth in the Special Conditions, regardless of the number of Subcontractors, of any tier, performing any portion of any Change to the Work. If a Change to the Work reduces the Contract Price, no profit, general conditions

or overhead costs shall be paid by the District to the Contractor for the reduced or deleted Work. In such event, the adjustment to the Contract Price shall be the actual cost reduction realized by the reduced or deleted Work multiplied by the percentage set forth in the Special Conditions for mark-ups on the cost of a Change adding to the scope of the Work.

**9.4.1.3.5 Contractor Maintenance of Records.** In the event that Contractor shall be directed to perform any Changes to the Work pursuant to Article 9.1 or 9.2, or should the Contractor encounter conditions which the Contractor, pursuant to Article 9.6, believes would obligate the District to adjust the Contract Price and/or the Contract Time, Contractor shall maintain detailed records on a daily basis. Such records shall include without limitation hourly records for labor and Construction Equipment and itemized records of materials and equipment used that day in connection with the performance of any Change to the Work. In the event that more than one Change to the Work is performed by the Contractor in a calendar day, Contractor shall maintain separate records of labor, Construction Equipment, materials and equipment for each such Change. In the event that any Subcontractor, of any tier, shall provide or perform any portion of any Change to the Work, Contractor shall require that each such Subcontractor maintain records in accordance with this Article. Each daily record maintained hereunder shall be signed by Contractor's Superintendent or Contractor's authorized representative; such signature shall be deemed Contractor's representation and warranty that all information contained therein is true, accurate, complete and relate only to the Change referenced therein. All records maintained by a Subcontractor, of any tier, relating to the costs of a Change to the Work shall be signed by such Subcontractor's authorized representative or Superintendent. All records maintained hereunder shall be subject to inspection, review and/or reproduction by the District, the Architect or the Project Inspector upon request. In the event that Contractor shall fail or refuse, for any reason, to maintain or make available for inspection, review and/or reproduction such records and the adjustment to the Contract Price on account of any Change to the Work is determined pursuant to this Article, the District's reasonable good faith determination of the extent of adjustment to the Contract Price on account of such Change shall be final, conclusive, dispositive and binding upon Contractor. Contractor's obligation to maintain records hereunder is in addition to, and not in lieu of, any other Contractor obligation under the Contract Documents with respect to Changes to the Work.

**9.4.2 Adjustment to Contract Time.** In the event of any Change(s) to the Work pursuant to this Article 9, the Contract Time shall be extended or reduced by Change Order for a period of time commensurate with the time reasonably necessary to perform such Change. In the event that any Change shall require an extension of the Contract Time, the Contractor shall not be subject to Liquidated Damages for such period of time. If completion of the Work is delayed by causes for which the District is responsible and the delay is unreasonable under the circumstances involved, and not within the contemplation of the Contractor and the District at the time of execution of the Agreement, the Contractor shall not be precluded from the recovery of damages arising therefrom.

**9.4.3 Addition or Deletion of Alternate Bid Item(s).** If the Bid for the Work includes proposal(s) for Alternate Bid Item(s), during Contractor's performance of the Work, the District may elect, pursuant to this Article to add any such Alternate Bid Item(s) if the same

did not form a basis for award of the Contract or delete any such Alternate Bid Item(s) if the same formed a basis for award of the Contract. If the District elects to add or delete any such Alternate Bid Item(s) pursuant to the foregoing, the cost or credit for such Alternate Bid Item(s) shall be as set forth in the Contractor's Bid. If any Alternate Bid Item is added or deleted from the Work pursuant to the foregoing, the Contract Time shall be adjusted by the number of days allocated for the added or deleted Alternate Bid Item in the Contract Documents; if days are not allocated for any Alternate Bid Item added or deleted pursuant to the foregoing, the Contract Time shall be equitably adjusted.

**9.5 Change Orders.** If the District approves of a Change, a written Change Order prepared by the Architect on behalf of the District shall be forwarded to the Contractor describing the Change and setting forth the adjustment to the Contract Time and the Contract Price, if any, on account of such Change. All Change Orders shall be in full payment and final settlement of all claims for direct, indirect and consequential costs, including without limitation, costs of delays or impacts related to, or arising out of, items covered and affected by the Change Order, as well as any adjustments to the Contract Time. Any claim or item relating to any Change incorporated into a Change Order not presented by the Contractor for inclusion in the Change Order shall be deemed waived. The Contractor shall execute the Change Order prepared pursuant to the foregoing; once the Change Order has been prepared and forwarded to the Contractor for execution, without the prior approval of the District which may be granted or withheld in the sole and exclusive discretion of the District, the Contractor shall not modify or amend the form or content of such Change Order, or any portion thereof. The Contractor's attempted or purported modification or amendment of any such Change Order, without the prior approval of the District, shall not be binding upon the District; any such unapproved modification or amendment to such Change Order shall be null, void and unenforceable. Unless otherwise expressly provided for in the Contract Documents or in the Change Order, any Change Order issued hereunder shall be binding upon the District only upon action of the District's Board of Trustees approving and ratifying such Change Order. In the event of any amendment or modification made by the Contractor to a Change Order for which there is no prior approval by the District, in accordance with the provisions of this Article 9.5, unless otherwise expressly stated in its approval and ratification of such Change Order, any action of the Board of Trustees to approve and ratify such Change Order shall be deemed to be limited to the Change Order as prepared by the Architect; such approval and ratification of such Change Order shall not be deemed the District's approval and ratification of any unapproved amendment or modification by the Contractor to such Change Order. Change Orders shall be issued on the form of Change Order and the content thereof, as attached to the Special Conditions.

**9.6 Contractor Notice of Changes.** If the Contractor should claim that any instruction, request, the Drawings, the Specifications, action, condition, omission, default, or other situation obligates the District to increase the Contract Price or to extend the Contract Time, the Contractor shall notify the District, Construction Manager, Project Inspector and the Architect, in writing, of such claim within ten (10) days from the date of its actual or constructive notice of the factual basis supporting the same. The District shall consider any such claim of the Contractor only if sufficient supporting documentation is submitted with the Contractor's notice to the District, Construction Manager, Project Inspector and the Architect. Time is of the essence in Contractor's written notice pursuant to the preceding sentence so that the District can promptly investigate and consider alternative measures to the address such instruction, request, Drawings, Specifications, action, condition, omission, default or other situation. Accordingly, Contractor acknowledges that its failure, for any reason, to give written notice (with sufficient supporting documentation to permit the District's review and evaluation)

within ten (10) days of its actual or constructive knowledge of any instruction, request, Drawings, Specifications, action, condition, omission, default or other situation for which the Contractor believes there should an adjustment of the Contract Time or the Contract Price shall be deemed Contractor's waiver, release, discharge and relinquishment of any right to assert or claim any entitlement to an adjustment of the Contract Time or the Contract Price on account of any such instruction, request, Drawings, Specifications, action, condition, omission, default or other situation. In the event that the District determines that the Contract Price or the Contract Time are subject to adjustment based upon the events, circumstances and supporting documentation submitted with the Contractor's written notice under this Article 9.6, any such adjustment shall be determined in accordance with the provisions of Articles 9.4.1 and 9.4.2.

- 9.7 Disputed Changes.** In the event of any dispute or disagreement between the Contractor and the District or the Architect regarding the characterization of any item as a Change to the Work or as to the appropriate adjustment of the Contract Price or the Contract Time on account thereof, the Contractor shall promptly proceed with the performance of such item of the Work, subject to a subsequent resolution of such dispute or disagreement in accordance with the terms of the Contract Documents. The Contractor's failure or refusal to so proceed with such Work may be deemed to be Contractor's default of a material obligation of the Contractor under the Contract Documents.
- 9.8 Emergencies.** In an emergency affecting the safety of life, or of the Work, or of property, the Contractor, without special instruction or prior authorization from the District or the Architect, is permitted to act at its discretion to prevent such threatened loss or injury. Any compensation claimed by the Contractor on account of such emergency work shall be submitted and determined in accordance with this Article 9.
- 9.9 Minor Changes in the Work.** The Architect may order minor Changes in the Work not involving an adjustment in the Contract Price or the Contract Time and not inconsistent with the intent of the Contract Documents. Such Changes shall be effected by written order and shall be binding on the District and the Contractor. The Construction Manager or the Project Inspector may direct the Contractor to perform Changes provided that each such Change does not result in an increase of more than \$500.00 to the Contract Price and no adjustment of the Contract Time. The Contractor shall carry out such orders promptly.
- 9.10 Unauthorized Changes.** Any Work beyond the extent of Work shown on the Contract Documents, or any extra Work performed or provided by the Contractor without notice to the Architect, the Construction Manager and the Project Inspector in the manner and within the time set forth in Articles 9.2 or 9.6 shall be considered unauthorized and at the sole expense of the Contractor. Work so done will not be measured or paid for, no extension to the Contract Time will be granted on account thereof and any such Work may be ordered removed at the Contractor's sole cost and expense. The failure of the District to direct or order removal of such Work shall not constitute acceptance or approval of such Work nor relieve the Contractor from any liability on account thereof.

## ARTICLE 10: SEPARATE CONTRACTORS

- 10.1 District's Right to Award Separate Contracts.** The District reserves the right to perform construction or operations related to the Project with the District's own forces or to award separate contracts in connection with other portions of the Project or other construction or operations at or about the Site. If the Contractor claims that delay or additional cost is

involved because of such action by the District, the Contractor shall seek an adjustment to the Contract Price or the Contract Time as provided for in the Contract Documents. Failure of the Contractor to request such an adjustment of the Contract Time or the Contract Price in strict conformity with the provisions of the Contract Documents applicable thereto shall be deemed a waiver of the same.

**10.2 District's Coordination of Separate Contractors.** The District shall provide for coordination of the activities of the District's own forces and of each separate contractor with the Work of the Contractor, who shall cooperate with them. The Contractor shall participate with other separate contractors and the District in reviewing their respective Construction Schedules when directed to do so. The Contractor shall make any revisions to the Approved Construction Schedule for the Work hereunder deemed necessary after a joint review and mutual agreement. The Construction Schedules shall then constitute the Construction Schedules to be used by the Contractor, separate contractors and the District until subsequently revised.

**10.3 Mutual Responsibility.** The Contractor shall afford the District and separate contractors' reasonable opportunity for storage of their materials and equipment and performance of their activities at the Site and shall connect and coordinate the Contractor's Work, construction and operations with theirs as required by the Contract Documents.

**10.4 Discrepancies or Defects.** If part of the Contractor's Work depends for proper execution or results upon construction or operations by the District or a separate contractor, the Contractor shall, prior to proceeding with that portion of the Work, promptly report to the Architect and the Project Inspector any apparent discrepancies or defects in such other construction that would render it unsuitable for such proper execution and results. Failure of the Contractor to so report shall constitute an acknowledgment that the District's or separate contractors' completed or partially completed construction is fit and proper to receive the Contractor's Work, except as to defects not then discoverable by the Contractor's reasonable diligence.

## ARTICLE 11: TESTS AND INSPECTIONS

### 11.1 Tests; Inspections; Observations.

**11.1.1 Contractor's Notice.** If the Contract Documents, laws, ordinances or any public authority with jurisdiction over the Work requires the Work, or any portion thereof, to be specially tested, inspected or approved, the Contractor shall give the Architect, the Construction Manager and the Project Inspector written notice of the readiness of such Work for observation, testing or inspection at least two (2) working days prior to the time for the conducting of such test, inspection or observation. If inspection, testing or observation is by authority other than the District, the Contractor shall inform the Project Inspector and the Construction Manager not less than two (2) working days prior to the date fixed for such inspection, test or observation. The Contractor shall not cover up any portion of the Work subject to tests, inspections or observations prior to the completion and satisfaction of the requirements of such test, inspection or observation. In the event that any portion of the Work subject to tests, inspection or approval shall be covered up by Contractor prior to completion and satisfaction of the requirements of such tests, inspection or approval, Contractor shall be responsible for the uncovering of such portion of the Work as is necessary for performing such tests, inspection or approval without adjustment of the Contract Price or the Contract Time on account thereof.

**11.1.2 Cost of Tests and Inspections.** Except as set forth below, the District will pay for fees, costs and expenses to complete the initial tests/inspections of portions of the Work as required by law, code or regulation, provided that such tests/inspections are conducted and completed at a location within a one hundred (100) mile radius of the Site. The foregoing notwithstanding, if the portion(s) of the Work subject to tests/inspections is/are not ready for such test/inspection at the time indicated in the Contractor's notice under Article 11.1.1 or if upon completion of such test/inspection, the portion(s) of the Work subject to such test/inspection do not meet or exceed the minimum requirements of such test/inspection, the Contractor shall be solely responsible for the payment of all fees, costs or expenses arising out of or related in any manner to subsequent tests/inspections of such portion(s) of the Work. Notwithstanding the District's payment of fees, costs or expenses for conducting initial tests/inspections, if any actions or failures to act of the Contractor or person or entity providing or performing Work under the direction or control of the Contractor require tests/inspections to be conducted over a period of more than eight (8) hours per day by any single person or on weekends/holidays, the Contractor shall be solely responsible for the payment of fees, costs or expenses which result from test/inspection services which exceed eight (8) hours per day by any single person or on weekends/holidays. If any tests/inspections are conducted outside a one hundred (100) mile radius of the Site, the Contractor shall be solely responsible for all costs, fees or expenses to conduct and complete such tests/inspections conducted at such location, including without limitation, costs to complete such tests/inspections and travel, meal and related expenses.

**11.1.3 Testing/Inspection Laboratory.** The District shall select duly qualified person(s) or testing laboratory(ies) to conduct the tests and inspections to be paid for by the District and required by the Contract Documents. Tests and inspections required of the Work shall be as set forth in the Contract Documents and as required by applicable law, rule or regulation, including without limitation, Title 24 of the California Code of Regulations. Test/inspection standards shall be as set forth in the Contract Documents or established by applicable law, rule or regulation. Where inspection or testing is to be conducted by an independent laboratory or testing agency, materials or samples thereof shall be selected by the laboratory, testing agency, the Project Inspector, the Construction Manager or the Architect and not by the Contractor.

**11.1.4 Additional Tests, Inspections and Approvals.** If the Architect, the Construction Manager, the Project Inspector or public authorities having jurisdiction over the Work determine that portions of the Work require additional testing, inspection or approval, the Architect will, upon written authorization from the District, instruct the Contractor to make arrangements for such additional testing, inspection or approval by an entity acceptable to the District, and the Contractor shall give timely notice to the Architect, the Construction Manager and the Project Inspector of when and where tests and inspections are to be made so the Project Inspector and the Architect may observe such procedures. The District shall bear the costs of such additional tests, inspections or approvals, except to the extent that such additional tests, inspections or approvals reveal any failure of the Work to comply with the requirements of the Contract Documents, in which case the Contractor shall bear all costs made necessary by such failures, including without limitation, the costs of corrections, repeat tests, inspections or approvals and the costs of the Architect's services or its consultants in connection therewith.

**11.2 Delivery of Certificates.** Required certificates of testing, inspection or approval shall, unless otherwise required by the Contract Documents, be secured by the Contractor and promptly



delivered to the Construction Manager.

**11.3 Timeliness of Tests, Inspections and Approvals.** Tests or inspections required and conducted pursuant to the Contract Documents shall be made or arranged by Contractor to avoid delay in the progress of the Work. Neither the Contract Time nor Contract Price shall be adjusted on account of the failure of the Contractor to timely arrange for the conduct of required tests/inspections and the Contractor shall be liable to the District for all consequences of such failures, including without limitation, the assessment of Liquidated Damages for delayed Substantial Completion of the Work resulting from such failure of the Contractor.

## **ARTICLE 12: UNCOVERING AND CORRECTION OF WORK**

### **12.1 Inspection of the Work.**

**12.1.1 Access to the Work.** All Work and all materials and equipment forming a part of the Work or incorporated into the Work are subject to inspection by the District, the Construction Manager, the Architect and the Project Inspector for conformity with the Contract Documents. The Contractor shall, at its cost and without adjustment to the Contract Price or the Contract Time, furnish any facilities necessary for sufficient and safe access to the Work for purposes of inspection by the District, the Construction Manager, the Architect, the Project Inspector, DSA or any other public or quasi-public authority with jurisdiction over the Work or any portion thereof.

**12.1.2 Limitations Upon Inspections.** Inspections, tests, measurements, or other acts of the Architect, the Construction Manager and the Project Inspector hereunder are for the sole purpose of assisting them in determining that the Work, materials, equipment, progress of the Work, and quantities generally comply and conform with the requirements of the Contract Documents. These acts or functions shall not relieve the Contractor from performing the Work in full compliance with the Contract Documents. No inspection by the Architect or the Project Inspector shall constitute or imply acceptance of Work inspected. Inspection of the Work hereunder is in addition to, and not in lieu of, any other testing, inspections or approvals of the Work required under the Contract Documents.

**12.2 Uncovering of Work.** If any portion of the Work is covered contrary to the request of the Architect, the Construction Manager, the Project Inspector or the requirements of the Contract Documents, it must, if required by the Architect or the Project Inspector, be uncovered for observation by the Architect, Construction Manager and the Project Inspector and be replaced at the Contractor's expense without adjustment of the Contract Time or the Contract Price.

**12.3 Rejection of Work.** Prior to the District's Final Acceptance of the Work, any Work or materials or equipment forming a part of the Work or incorporated into the Work which is defective or not in conformity with the Contract Documents may be rejected by the District, the Construction Manager the Architect or the Project Inspector and the Contractor shall correct such rejected Work without any adjustment to the Contract Price or the Contract Time, even if the Work, materials or equipment have been previously inspected by the Architect or the Project Inspector or even if they failed to observe the defective or non-conforming Work, materials or equipment.

**12.4 Correction of Work.** The Contractor shall promptly correct any portion of the Work rejected

by the District, the Construction Manager, the Architect or the Project Inspector for failing to conform to the requirements of the Contract Documents, or which is determined by them to be defective, whether observed before or after Substantial Completion and whether or not fabricated, installed or completed. The Contractor shall bear all costs of correcting such rejected Work, including additional testing and inspections and compensation for the Architect's services and expenses made necessary thereby. The Contractor shall bear all costs of correcting destroyed or damaged construction, whether completed or partially completed, of the District or separate contractors, caused by the Contractor's correction or removal of Work which is not in accordance with the requirements of the Contract Documents, or which is defective. If the Contractor fails or refuses to correct Work deemed defective or non-conforming pursuant to the foregoing, such failure or refusal shall be deemed the Contractor's default in performance of a material obligation of the Contractor hereunder. In such event, the Contractor's Performance Bond Surety shall be liable for the costs to correct such defective or non-conforming Work and/or securing the performance of an alternative contractor to complete such corrective Work.

**12.5 Removal of Non-Conforming or Defective Work.** The Contractor shall, at its sole cost and expense, remove from the Site all portions of the Work which are defective or are not in accordance with the requirements of the Contract Documents which are neither corrected by the Contractor nor accepted by the District.

**12.6 Failure of Contractor to Correct Work.** If the Contractor fails to commence to correct defective or non-conforming Work within 3 days of notice of such condition and promptly thereafter complete the same within a reasonable time, the District may correct it in accordance with the Contract Documents. If the Contractor does not proceed with correction of such defective or non-conforming Work within the time fixed herein, the District may remove it and store the salvable materials or equipment at the Contractor's expense. If the Contractor does not pay costs of such removal and storage after written notice, the District may sell such materials or equipment at auction or at private sale and shall account for the proceeds thereof, after deducting costs and damages that should have been borne by the Contractor, including without limitation compensation for the Architect's services, attorneys fees and other expenses made necessary thereby. If such proceeds of sale do not cover costs which the Contractor should have borne, the Contract Price shall be reduced by the deficiency. If payments of the Contract Price then or thereafter due the Contractor are not sufficient to cover such amount, the Contractor and the Surety shall promptly pay the difference to the District.

**12.7 Acceptance of Defective or Non-Conforming Work.** The District may, in its sole and exclusive discretion, elect to accept Work which is defective or which is not in accordance with the requirements of the Contract Documents, instead of requiring its removal and correction, in which case the Contract Price shall be reduced as appropriate and equitable.

## ARTICLE 13: WARRANTIES

**13.1 Workmanship and Materials.** The Contractor warrants to the District that all materials and equipment furnished under the Contract Documents shall be new, of good quality and of the most suitable grade and quality for the purpose intended, unless otherwise specified in the Contract Documents. All Work shall be of good quality, free from faults and defects and in conformity with the requirements of the Contract Documents. If required by the Architect or the District, the Contractor shall furnish satisfactory evidence as to the kind and quality of materials and equipment incorporated into the Work. Any Work, or portion thereof not

conforming to these requirements, including substitutions or alternatives not properly approved in accordance with the Contract Documents may be deemed defective. Where there is an approved substitution of, or alternative to, material or equipment specified in the Contract Documents, the Contractor warrants to the District that such installation, construction, material, or equipment will equally perform the function and have the quality of the originally specified material or equipment. The Contractor expressly warrants the merchantability, the fitness for use, and quality of all substitute or alternative items in addition to any warranty given by the manufacturer or supplier of such item.

**13.2 Warranty Work.** If, within one year after the date of Final Acceptance, or such other time frame set forth elsewhere in the Contract Documents, any of the Work is found to be defective or not in accordance with the requirements of the Contract Documents, or otherwise contrary to the warranties contained in the Contract Documents, the Contractor shall commence all necessary corrective action not more than seven (7) days after receipt of a written notice from the District to do so, and to thereafter diligently complete the same. In the event that Contractor shall fail or refuse to commence correction of any such item within said seven (7) day period or to diligently prosecute such corrective actions to completion, the District may, without further notice to Contractor, cause such corrective Work to be performed and completed. In such event, Contractor and Contractor's Performance Bond Surety shall be responsible for all costs in connection with such corrective Work, including without limitation, general administrative overhead costs of the District in securing and overseeing such corrective Work. Nothing contained herein shall be construed to establish a period of limitation with respect to any obligation of the Contractor under the Contract Documents. The obligations of the Contractor hereunder shall be in addition to, and not in lieu of, any other obligations imposed by any special guarantee or warranty required by the Contract Documents, guarantees or warranties provided by any manufacturer of any item or equipment forming a part of, or incorporated into the Work, or otherwise recognized, prescribed or imposed by law. Neither the District's Final Acceptance, the making of Final Payment, any provision in Contract Documents, nor the use or occupancy of the Work, in whole or in part, by District shall constitute acceptance of Work not in accordance with the Contract Documents nor relieve the Contractor or the Contractor's Performance Bond Surety from liability with respect to any warranties or responsibility for faulty or defective Work or materials, equipment and workmanship incorporated therein.

**13.3 Guarantee.** Upon completion of the Work, Contractor shall execute and deliver to the District the form of Guarantee included within the Contract Documents. The Contractor's execution and delivery of the form of Guarantee is an express condition precedent to any obligation of the District to disburse the Final Payment to the Contractor.

**13.4 Survival of Warranties.** The provisions of this Article 13 shall survive the Contractor's completion of Work under the Contract Documents, the District's Final Acceptance or the termination of the Contract.

## **ARTICLE 14: SUSPENSION OF WORK**

**14.1 District's Right to Suspend Work.** The District may, without cause, and without invalidating or terminating the Contract, order the Contractor, in writing, to suspend, delay or interrupt the Work in whole or in part for such period of time as the District may determine. The Contractor shall resume and complete the Work suspended by the District in accordance with the District's directive, whether issued at the time of the directive suspending the Work or subsequent thereto.

**14.2 Adjustments to Contract Price and Contract Time.** In the event the District shall order suspension of the Work, an adjustment shall be made to the Contract Price for increases in the direct cost of performance of the Work of the Contract Documents, actually caused by suspension, delay or interruption ordered by the District; provided however that no adjustment of the Contract Price shall be made to the extent: (i) that performance is, was or would have been so suspended, delayed or interrupted by another cause for which the Contractor is responsible under the Contract Documents; or (ii) that an equitable adjustment is made or denied under another provision of the Contract Documents. The foregoing notwithstanding, any such adjustment of the Contract Price shall not include any adjustment to increase the Contractor's overhead, general administrative costs or profit, all of which will remain as reflected in the Cost Breakdown submitted by the Contractor pursuant to the Contract Documents. In the event of the District's suspension of the Work, the Contract Time shall be equitably adjusted.

## **ARTICLE 15: TERMINATION**

### **15.1 Termination for Cause.**

**15.1.1 District's Right to Terminate.** The District may terminate the Contract upon the occurrence of any one or more of the following events of the Contractor's default: (i) if the Contractor refuses or fails to prosecute the Work with diligence as will insure Substantial Completion of the Work within the Contract Time, or if the Contractor fails to substantially Complete the Work within the Contract Time; (ii) if the Contractor becomes bankrupt or insolvent, or makes a general assignment for the benefit of creditors, or if the Contractor or a third party files a petition to reorganize or for protection under any bankruptcy or similar laws, or if a trustee or receiver is appointed for the Contractor or for any of the Contractor's property on account of the Contractor's insolvency, and the Contractor or its successor in interest does not provide adequate assurance of future performance in accordance with the Contract Documents within 10 days of receipt of a request for such assurance from the District; (iii) if the Contractor repeatedly fails to supply sufficient skilled workmen or suitable materials or equipment; (iv) if the Contractor repeatedly fails to make prompt payments to any Subcontractor, of any tier, or Material Suppliers or others for labor, materials or equipment; (v) if the Contractor disregards laws, ordinances, rules, codes, regulations, orders applicable to the Work or similar requirements of any public entity having jurisdiction over the Work; (vi) if the Contractor disregards proper directives of the Architect, the Project Inspector or District under the Contract Documents; (vii) if the Contractor performs Work which deviates from the Contract Documents and neglects or refuses to correct such Work; or (viii) if the Contractor otherwise violates in any material way any provisions or requirements of the Contract Documents. Once the District determines that sufficient cause exists to justify the action, the District may terminate the Contract without prejudice to any other right or remedy the District may have, after giving the Contractor and the Surety at least seven (7) days advance written notice of the effective date of termination. The District shall have the sole discretion to permit the Contractor to remedy the cause for the termination without waiving the District's right to terminate the Contract, or otherwise waiving, restricting or limiting any other right or remedy of the District under the Contract Documents or at law.

**15.1.2 District's Rights Upon Termination.** In the event that the Contract is terminated pursuant to this Article 15.1, the District may take over the Work and prosecute it to completion, by contract or otherwise, and may exclude the Contractor from the site. The District may take possession of the Work and of all of the Contractor's tools, appliances,

construction equipment, machinery, materials, and plant which may be on the site of the Work, and use the same to the full extent they could be used by the Contractor without liability to the Contractor. In exercising the District's right to prosecute the completion of the Work, the District may also take possession of all materials and equipment stored at the site of the Work or for which the District has paid the Contractor but which are stored elsewhere, and finish the Work as the District deems expedient. In exercising the District's right to prosecute the completion of the Work, the District shall have the right to exercise its sole discretion as to the manner, methods, and reasonableness of the costs of completing the Work and the District shall not be required to obtain the lowest figure for completion of the Work. In the event that the District takes bids for remedial Work or completion of the Work, the Contractor shall not be eligible for the award of such contract(s).

**15.1.3 Completion by the Surety.** In the event that the Contract is terminated pursuant to this Article 15.1, the District may demand that the Surety take over and complete the Work. The District may require that in so doing, the Surety not utilize the Contractor in performing and completing the Work. Upon the failure or refusal of the Surety to take over and begin completion of the Work within twenty (20) days after demand therefor, the District may take over the Work and prosecute it to completion as provided for above.

**15.1.4 Assignment and Assumption of Subcontracts.** The District shall, in its sole and exclusive discretion, have the option of requiring any Subcontractor or Material Supplier to perform in accordance with its Subcontract or Purchase Order with the Contractor and assign the Subcontract or Purchase Order to the District or such other person or entity selected by the District to complete the Work.

**15.1.5 Costs of Completion.** In the event of termination under this Article 15.1, the Contractor shall not be entitled to receive any further payment of the Contract Price until the Work is completed. If the unpaid balance of the Contract Price as of the date of termination exceeds the District's direct and indirect costs and expenses for completing the Work, including without limitation, attorneys' fees and compensation for additional professional and consultant services, such excess shall be used to pay the Contractor for the cost of the Work performed prior to the effective date of termination with a reasonable allowance for overhead and profit. If the District's costs and expenses to complete the Work exceed the unpaid Contract Price, the Contractor and/or the Surety shall pay the difference to the District.

**15.1.6 Contractor Responsibility for Damages.** The Contractor and the Surety shall be liable for all damage sustained by the District resulting from, in any manner, the termination of Contract under this Article 15.1, including without limitation, attorneys' fees, and for all costs necessary for repair and completion of the Work over and beyond the Contract Price.

**15.1.7 Conversion to Termination for Convenience.** In the event the Contract is terminated under this Article 15.1, and it is determined, for any reason, that the Contractor was not in default under the provisions hereof, the termination shall be deemed a Termination for Convenience of the District and thereupon, the rights and obligations of the District and the Contractor shall be determined in accordance with Article 15.2 hereof.

**15.1.8 District's Rights Cumulative.** In the event the Contract is terminated pursuant to this Article 15.1, the termination shall not affect or limit any rights or remedies of the District against the Contractor or the Surety. The rights and remedies of the District under this

Article 15.1 are in addition to, and not in lieu of, any other rights and remedies provided by law or otherwise under the Contract Documents. Any retention or payment of monies to the Contractor by the District shall not be deemed to release the Contractor or the Surety from any liability hereunder.

**15.2 Termination for Convenience of the District.** The District may at any time, in its sole and exclusive discretion, by written notice to the Contractor, terminate the Contract in whole or in part when it is in the interest of, or for the convenience of, the District. In such case, the Contractor shall be entitled to payment for: (i) Work actually performed and in place as of the effective date of such termination for convenience of the District, with a reasonable allowance for profit and overhead on such Work, and (ii) reasonable termination expenses for reasonable protection of Work in place and suitable storage and protection of materials and equipment delivered to the site of the Work but not yet incorporated into the Work, provided that such payments exclusive of termination expenses shall not exceed the total Contract Price as reduced by payments previously made to the Contractor and as further reduced by the value of the Work as not yet completed. The Contractor shall not be entitled to profit and overhead on Work which was not performed as of the effective date of the termination for convenience of the District. The District may, in its sole discretion, elect to have subcontracts assigned pursuant to Article 15.1.4 above after exercising the right hereunder to terminate for the District's convenience.

## ARTICLE 16: MISCELLANEOUS

**16.1 Governing Law.** This Contract shall be governed by and interpreted in accordance with the laws of the State of California.

**16.2 Marginal Headings; Interpretation.** The titles of the various Articles of these General Conditions and elsewhere in the Contract Documents are used for convenience of reference only and are not intended to, and shall in no way, enlarge or diminish the rights or obligations of the District or the Contractor and shall have no effect upon the construction or interpretation of the Contract Documents. The Contract Documents shall be construed as a whole in accordance with their fair meaning and not strictly for or against the District or the Contractor.

**16.3 Successors and Assigns.** Except as otherwise expressly provided in the Contract Documents, all terms, conditions and covenants of the Contract Documents shall be binding upon, and shall inure to the benefit of the District and the Contractor and their respective heirs, representatives, successors-in-interest and assigns.

**16.4 Cumulative Rights and Remedies; No Waiver.** Duties and obligations imposed by the Contract Documents and rights and remedies available thereunder shall be in addition to and not in lieu of or otherwise a limitation or restriction of duties, obligations, rights and remedies otherwise imposed or available by law. No action or failure to act by the District shall constitute a waiver of a right or remedy afforded it under the Contract Documents or at law nor shall such an action or failure to act constitute approval of or acquiescence in a breach hereunder, except as may be specifically agreed in writing.

**16.5 Severability.** In the event any provision of the Contract Documents shall be deemed illegal, invalid, unenforceable and/or void, by a court or any other governmental agency of competent jurisdiction, such provision shall be deemed to be severed and deleted from the Contract Documents, but all remaining provisions hereof, shall in all other respects, continue in full force and effect.

- 16.6 No Assignment by Contractor.** The Contractor shall not sublet or assign the Contract, or any portion thereof, or any monies due thereunder, without the express prior written consent and approval of the District, which approval may be withheld in the sole and exclusive discretion of the District. The District's approval to such assignment shall be upon such terms and conditions as determined by the District in its sole and exclusive discretion.
- 16.7 Gender and Number.** Whenever the context of the Contract Documents so require, the neuter gender shall include the feminine and masculine, the masculine gender shall include the feminine and neuter, the singular number shall include the plural and the plural number shall include the singular.
- 16.8 Independent Contractor Status.** In performing its obligations under the Contract Documents, the Contractor is an independent contractor to the District and not an agent or employee of the District. Nothing contained herein shall be deemed or construed as creating a relationship of employer and employee between the District and the Contractor or any Subcontractors, employees of the Contractor or Subcontractors or their respective agents and representatives. Neither the Contractor, Subcontractors nor any employees of the Contractor or Subcontractors are entitled to any rights or privileges of District employees.
- 16.9 Notices.** Except as otherwise expressly provided for in the Contract Documents, all notices which the District or the Contractor may be required, or may desire, to serve on the other, shall be effective only if delivered by personal delivery or by postage prepaid, First Class Certified Return Receipt Requested United States Mail, addressed to the District or the Contractor at their respective address set forth in the Contract Documents, or such other address(es) as either the District or the Contractor may designate from time to time by written notice to the other in conformity with the provisions hereof. In the event of personal delivery, such notices shall be deemed effective upon delivery, provided that such personal delivery requires a signed receipt by the recipient acknowledging delivery of the same. In the event of mailed notices, such notice shall be deemed effective on the third working day after deposit in the mail.
- 16.10 Disputes; Continuation of Work.** Notwithstanding any claim, dispute or other disagreement between the District and the Contractor regarding performance under the Contract Documents, the scope of Work thereunder, or any other matter arising out of or related to, in any manner, the Contract Documents, the Contractor shall proceed diligently with performance of the Work in accordance with the District's written direction, pending any final determination or decision regarding any such claim, dispute or disagreement.
- 16.11 Dispute Resolution; Arbitration.**
- 16.11.1 Claims Under \$375,000.00.** Claims between the District and the Contractor of \$375,000.00 or less shall be resolved in accordance with the procedures established in Part 3, Chapter 1, Article 1.5 of the California Public Contract Code, §§20104 et seq.; provided however that California Public Contract Code §20104.2(a) shall not supersede the requirements of the Contract Documents with respect to the Contractor's notification to the District of such claim or extend the time for the giving of such notice as provided in the Contract Documents. The term "claims" as used herein shall be as defined in California Public Contract Code §20104(b) (2).
- 16.11.2 Government Code Claim Requirements.** Pursuant to Government Code §930.6, any claim, demand, dispute, disagreement or other matter in controversy asserted by the

Contractor against the District for money or damages, including, without limitation, a demand for arbitration, except for those subject to resolution pursuant to Article 16.11.1, shall be deemed a "suit for money or damages" and shall be subject to the provisions of Government Code §§945.4, 945.6 and 946. Notwithstanding the resolution of disputes pursuant to the arbitration provisions set forth in Article 16.11.3 any claim, demand, dispute, disagreement or other matter in controversy between the Contractor and the District seeking money or damages in excess of \$375,000 shall first be presented to the District and acted upon or deemed rejected by the District in accordance with California Government Code section 900, et seq., as a condition precedent to the Contractor's commencement of arbitration proceedings. Any arbitration proceeding pursuant to Article 16.11.3 commenced by the Contractor without first complying with the foregoing provisions of the Government Code shall be stayed pending the Contractor's compliance with the foregoing provisions of the Government Code.

**16.11.3 Arbitration.** Except as provided in Article 16.11.1, any other claims, disputes, disagreements or other matters in controversy between the District and the Contractor arising out of, or related, in any manner, to the Contract Documents, or the interpretation, clarification or enforcement thereof shall be resolved by arbitration conducted in accordance with the Construction Industry Arbitration Rules of the American Arbitration Association ("AAA") in effect as of the date that a Demand for Arbitration is filed, except as expressly modified herein. The locale for any arbitration commenced hereunder shall be the regional office of the AAA closest to the Site. The award rendered by the Arbitrator(s) ("Arbitration Award") shall be final and binding upon the District and the Contractor only if the Arbitration Award is supported by law and substantial evidence pursuant to California Code of Civil Procedure §1296, including findings of fact and conclusions of law in conformity with California Code of Civil Procedure §1296 and Rule R-43 of the AAA Construction Industry Arbitration Rules. The District and Contractor hereby expressly agree that the Court shall, subject to California Code of Civil Procedure §§1286.4 and 1296, vacate the Arbitration Award if, after review of the Arbitration Award, the Court determines either that the Arbitration Award is: (i) not supported by substantial evidence; (ii) not accompanied by findings of fact and conclusions of law; or (iii) based on an error of law. In connection with any arbitration proceeding commenced hereunder, the discovery rights and procedures provided for in California Code of Civil Procedure §1283.05 shall be applicable, and the same shall be deemed incorporated herein by this reference. A Demand for Arbitration shall be filed and served within a reasonable time after the occurrence of the claim, dispute or other disagreement giving rise to the Demand for Arbitration, but in no event shall a Demand for Arbitration be filed or served after the date when the institution of legal or equitable proceedings based upon such claim, dispute or other disagreement would be barred by the applicable statute of limitations. In the event more than one Demand for Arbitration is made by either the District or the Contractor, all such controversies shall be consolidated into a single arbitration proceeding, unless otherwise agreed to by the District and the Contractor. The Contractor's Surety, a Subcontractor or Material Supplier to the Contractor and other third parties may be permitted to join in and be bound by an arbitration commenced hereunder if required by the terms of their respective agreements with the Contractor, except to the extent that such joinder would unduly delay or complicate the expeditious resolution of the claim, dispute or other disagreement between the District and the Contractor, in which case an appropriate severance order shall be issued by the Arbitrator(s). The expenses and fees of the Arbitrator(s) shall be divided equally among the parties to the arbitration. Each party to any arbitration commenced hereunder shall be responsible for and shall bear its own attorneys' fees, witness fees and other cost and expense incurred in connection with such



arbitration. The foregoing notwithstanding, the Arbitrator(s) may award arbitration costs, including Arbitrators' fees but excluding attorneys' fees, to the prevailing party. The confirmation, enforcement, vacation or correction of an arbitration award rendered hereunder shall be the Superior Court of the State of California for the county in which the Site is situated. The substantive and procedural rules for such post-award proceedings shall be as set forth in California Code of Civil Procedure §1285 et seq.

**16.11.4 Inapplicability to Bid Bond.** The provisions of this Article 16.11 shall not be applicable to disputes, disagreements or enforcement of rights or obligations under the Bid Bond; all claims, disputes and actions to enforce rights or obligations under the Bid Bond shall be adjudicated only by judicial proceedings commenced in a court of competent jurisdiction.

**16.12 Capitalized Terms.** Except as otherwise expressly provided, capitalized terms used in the Contract Documents shall have the meaning and definition for such term as set forth in the Contract Documents.

**16.13 Attorneys Fees.** Except as expressly provided for in the Contract Documents, or authorized by law, neither the District nor the Contractor shall recover from the other any attorney's fees or other costs associated with or arising out of any legal, administrative or other proceedings filed or instituted in connection with or arising out of the Contract Documents or the performance of either the District or the Contractor thereunder.

**16.14 Waiver of Special/Consequential Damages.** Notwithstanding any right conferred by law or arising by operation of law, by executing the Agreement, the Contractor expressly waives and relinquishes any and all right or entitlement to assert or recover any damages, losses or liabilities from the District which are in the nature of special or consequential damages, losses or liabilities arising out of or related in any manner to the District's breach or default of its obligations under the Contract Documents.

**16.15 Provisions Required by Law Deemed Inserted.** Each and every provision of law and clause required by law to be inserted in the Contract Documents is deemed to be inserted herein and the Contract Documents shall be read and enforced as though such provision or clause are included herein, and if through mistake, or otherwise, any such provision or clause is not inserted or if not correctly inserted, then upon application of either party, the Contract Documents shall forthwith be physically amended to make such insertion or correction.

**16.16 Days.** Unless otherwise expressly stated, references to "days" in the Contract Documents shall be deemed to be calendar days.

**16.17 Prohibited Interests.** No employee of the District, who is authorized in such capacity on behalf of the District to negotiate, make, accept or approve, or to take part in negotiating, making, accepting or approving any architectural, engineering, inspection, construction or material supply contract or subcontract in connection with the Work shall become directly or indirectly financially interested in the Work or any part thereof.

**16.18 Entire Agreement.** The Contract Documents contain the entire agreement and understanding between the District and the Contractor concerning the subject matter hereof, and supersedes and replaces all prior negotiations, proposed agreements or amendments, whether written or oral. No amendment or modification to any provision of the Contract Documents shall be effective or enforceable except by an agreement in writing executed by

the District and the Contractor.

**END OF SECTION**

**SPECIAL CONDITIONS**

**Application of Special Conditions.** These Special Conditions are a part of the Contract Documents for the Work generally described as: **B19/20-08, Safe Schools Lock Projects – Chabot College and/or Las Positas College.**

**1. Drawings and Specifications** The number of sets of the Drawings and Specifications which the District will provide the Contractor, pursuant to Article 2.1.3 of the General Conditions will be mutually agreed upon and reasonable at the District’s discretion and will not exceed 5 sets. Additional sets of the Drawings and Specifications may be obtained by the Contractor from the District at the cost of reproduction.

**2. Insurance**

**2.1 Insurance Requirements for Contractor** Minimum coverage amounts for each policy of insurance required of the Contractor shall be as follows:

|  |  |
|--|--|
| Workers Compensation Insurance   | In accordance with applicable law                            |
| Employers Liability Insurance  | \$1,000,000  |
| Commercial General Liability Insurance<br>(including coverage for bodily injury, death, property damage and motor vehicle liability) |  |
| Per Occurrence   | \$2,000,000  |
| Aggregate  | \$4,000,000  |
| <br>Builder’s Risk   | <br>Full value of the Work; seismic coverage is not required |

**2.2 Insurance Requirements for Subcontractors** Minimum coverage amounts for each policy of insurance to be obtained and maintained by each Subcontractor to the Contractor shall be as follows:

|  |                                   |
|--|-----------------------------------|
| Workers Compensation Insurance   | In accordance with applicable law |
| Employers Liability Insurance  | \$1,000,000                       |
| Commercial General Liability Insurance<br>(including coverage for bodily injury, death, property damage and motor vehicle liability) |                                   |
| Per Occurrence   | \$1,000,000                       |
| Aggregate  | \$2,000,000                       |

**3. Contract Time, Liquidated Damages**

**3.1 Contract Time** The Contract Time for the Contractor’s Substantial Completion of the Work is **Sixty Seven (67) Calendar days** after the date for commencement of the Work as set forth in the Notice to Proceed issued by or on behalf of the District to the Contractor. The anticipated Notice to Proceed date of November 15, 2019.

**3.2 Liquidated Damages**

**3.2.1 Delayed Submission of Preliminary Construction Schedule** If the Contractor fails to submit the Contractor’s Preliminary Construction Schedule within the time established in the General Conditions, the Contractor shall be subject to

assessment of Liquidated Damages in the amount of **Zero Dollars (\$0.00)** per day from the date the Preliminary Construction Schedule is required to be submitted until submission thereof to the District.

- 3.2.2** Delayed Substantial Completion If the Contractor fails to achieve Substantial Completion of the Work within the Contract Time, including adjustments thereto in accordance with the Contract Documents, the Contractor shall be subject to assessment of Liquidated Damages in the amount of **Five Hundred Dollars (\$500.00)** per day from the scheduled date of Substantial Completion until Substantial Completion is achieved.
- 3.2.3** Delayed Task Substantial Completion If the Contractor fails to achieve Substantial Completion of the Work within the Contract Time, including adjustments thereto in accordance with the Contract Documents, the Contractor shall be subject to assessment of Liquidated Damages in the amount of **Five Hundred Dollars (\$500.00)** per day from the scheduled date of Substantial Completion until Substantial Completion is achieved.
- 3.2.4** Delayed Completion of Punchlist Items If the Contractor fails to complete all Punchlist Items noted upon Substantial Completion within the time established for completion of all Punchlist Items, the Contractor shall be subject to assessment of Liquidated Damages in the amount of **Zero Dollars (\$0.00)** per day from the scheduled date of completion until all Punchlist Items are completed.
- 3.2.5** District Withhold of Liquidated Damages; Performance Bond Surety If the Contractor is subject to assessment of Liquidated Damages for delayed Substantial Completion and/or delay completion of Punchlist Items, the District may withhold such assessments from the Contract Price then or thereafter due the Contractor. If the assessment of Liquidated Damages exceeds the then remaining balance of the Contract Price, the Contractor and the Surety issuing the Performance Bond shall be jointly and severally liable to the District for such amounts.

**3.3** Delays due to Unanticipated, Unusually Severe Weather Conditions Delays due to adverse weather conditions will only be granted to the extent they exceed the “normal” anticipated Inclement Weather Days set forth herein. A weather delay day shall be granted for each work day the Contractor can document adverse weather caused critical path delays in excess of 20 work days. This is the number to be used in the schedules under the activity entitled “Remaining Inclement Weather Days”. See General Conditions Paragraph 7.3.9 for further information and notice requirements documenting “Inclement Weather Days”.

**4.3** Notice of Delay The Contractor shall notify the Construction Manager, in writing, of all delays Pursuant to Articles 7 and 9 of the General Conditions.

**4. District Provided Temporary Utilities** Pursuant to Article 4.3.4 of the General Conditions, during the Contractor’s performance of the Work, the District will provide utility services and a point of connection for electrical power and domestic potable water. The connection and placement, relocation and removal of temporary distributions of the electrical power and domestic potable water utility service provided by the District will be by the Contractor at its cost and expense without adjustment of the Contract Price. The Contractor may use the temporary electrical power and domestic potable water service furnished by the District provided that: (a) the District may discontinue, limit or condition use of such services by a Contractor if the District reasonably determines that the Contractor has wasted such utilities, and (b) the District shall not be liable to the Contractor, nor shall the Contract Time or the Contract Price be increased if any

District provided temporary utility service is discontinued or disrupted for any reason other than the District's non-payment of undisputed utility charges.

5. **Mark-Ups on Changes to the Work** In the event of Changes to the Work, pursuant to Article 9 of the General Conditions, the mark-up for all overhead (including home and field office overhead), general conditions costs and profit, shall not exceed the percentage of allowable direct actual costs for performance of the Change as set forth below. For the portion of any Change performed by Subcontractors of any tier, the percentage mark-up on allowable actual direct labor and materials costs incurred by all Subcontractors of any tier shall be Twelve Percent (12%). In addition, for the portion of any Change performed by a Subcontractor of any tier, the Contractor may add an amount equal to Five Percent (5%) of the allowable actual direct labor and materials costs of Subcontractors performing the Change. For the portion of any Change performed by the Contractor's own forces, the mark-up on the allowable actual direct labor and materials costs of such portion of a Change shall be Fifteen Percent (15%).
6. **Form and Content of Change Orders** In accordance with the provisions of Article 9.5 of the General Conditions, if the District approves of a Change Order, the Change Order issued by the District and executed by the District, Architect, Construction Manager and Contractor shall be in the form and content as set forth in Attachment A to these Special Conditions.
7. **Asbestos and Other Hazardous Materials Certification** Upon completion of the Work and as an additional express condition precedent to the District's obligation to disburse the Final Payment to the Contractor, the Contractor's duly authorized representative shall deliver to the District the completed and executed form of Asbestos and Other Hazardous Materials Certification included as Attachment B to the Special Conditions; the signature of the Contractor's representative shall be notarized by a California Notary Public.
8. **Debris Recycling Statement** The District's form of Debris Recycling Statement is attached to these Special Conditions as Attachment C. The Contractor shall complete, execute and submit the Debris Recycling Statement in accordance with applicable provisions of the Contract Documents, under General Conditions, Supervision and Construction Procedures, Section 4.3.9.
9. **Public Works Contractor Registration Certificate.** The District's form of Public Works Contractor Registration Certification form is attached to these Special Conditions as Attachment D. The Contractor and its Sub-Contractors shall complete, execute and submit the Public Works Contractor Registration Certification form with the Bid Proposal in accordance with the Bid Documents.
10. **Additional Definitions** In addition to terms defined elsewhere in the Contract Documents, the following terms used in the Contract Documents are defined as set forth herein.
  - 10.1 **Owner** Unless otherwise expressly provided, references to the "Owner" shall be deemed references to the District, as that term is defined in the Contract Documents.
  - 10.2 **Inspector; Inspector of Record; IOR; Owner's Inspector** Unless otherwise expressly provided, references to Inspector, Inspector of Record, IOR or Owner's Inspector shall be deemed references to the Project Inspector as that term is defined in the Contract Documents.
  - 10.3 **Contract Sum** Unless otherwise expressly provided, the terms "Contract Price" and "Contract Sum" are synonymous.
  - 10.4 **Campus** Unless otherwise expressly provided, the term "Campus" shall be deemed to refer to the District's Chabot College campus.

**10.5 Rain Days.** Pursuant to Article 7.3.9 of the General Conditions, the rain days included within the contract period shall be twenty (0) calendar days.

**CHANGE ORDER FORM  
(ATTACHMENT A TO SPECIAL CONDITIONS)**

Project: \_\_\_\_\_ Change Order #: \_\_\_\_\_  
 Date: \_\_\_\_\_ Contract #: \_\_\_\_\_  
 Contractor: \_\_\_\_\_

Pursuant to the General Conditions, this Change Order Form shall be used for all Change Orders associated with the Work. No additions or deletions to this form shall be allowed, except with permission of the District.

You are hereby directed to provide the extra work necessary to comply with this Change Order.

**DESCRIPTION OF CHANGE:**

Contractor accepts the terms and conditions stated as full and final settlement of any and all claims arising from this Change Order. Contractor agrees to perform the above described changes in accordance with the terms set forth herein and in compliance with applicable sections of the Contract Documents. This Change Order is hereby agreed to, accepted and approved, all in accordance with the General Conditions of the Contract Documents. The adjustment of the Contract Price and the Contract Time for the changes noted in this Change Order (the "Changes") represents the full and complete adjustment of the Contract Time and the Contract Price due the Contractor for providing and completing such Changes, including without limitation: (i) all costs (whether direct or indirect) for labor, equipment, materials, tools, supplies and/or services; (ii) all general and administrative overhead costs (including without limitation, home office, field office and Site general conditions costs) and profit; and (iii) all impacts, delays, disruptions, interferences, or hindrances in providing and completing the Changes. Contractor waives all rights, including without limitation those arising under Civil Code Section 1542, for any other adjustment of the Contract Price or the Contract Time on account of the Changes set forth in this Change Order or the Contractor's performance and completion of the Changes.

**NOT VALID UNTIL SIGNED BY THE OWNER, ARCHITECT, AND CONTRACTOR**

The original Contract Sum was . . . . . \$ \_\_\_\_\_  
 Net change by previously authorized Change Orders . . . . . \$ \_\_\_\_\_  
 The Contract Sum prior to this Change Order was. . . . . \$ \_\_\_\_\_  
 The Contract Sum will be changed by this Change Order in the amount of. . . . . \$ \_\_\_\_\_  
 The adjusted Contract Sum including this Change Order will be. . . . . \$ \_\_\_\_\_  
 The Contract Time will be (increased) (decreased) (unchanged) by. . . . . ( \_\_\_\_\_ ) Days  
 The Contractual date of Substantial Completion as of the date of this Change Order therefore is: . . . \_\_\_\_/\_\_\_\_/\_\_\_\_

|             |             |                      |   |
|-------------|-------------|----------------------|---|
| ARCHITECT   | CONTRACTOR  | CONSTRUCTION MANAGER | OWNER<br>CHABOT-LAS POSITAS COMMUNITY<br>COLLEGE DISTRICT<br>7600 Dublin Blvd., 3 <sup>rd</sup> Floor<br>Dublin, CA 94568 |
| _____       | _____       | _____                |   |
| By: _____   | By: _____   | By: _____            | By: _____   |
| Date: _____ | Date: _____ | Date: _____          | Date: _____   |

**THIS PAGE INTENTIONALLY BLANK**

**ASBESTOS AND OTHER HAZARDOUS MATERIALS CERTIFICATION  
(ATTACHMENT B TO SPECIAL CONDITIONS)**

This Asbestos and Other Hazardous Materials Certification form is part of the Contract made by and between the CHABOT-LAS POSITAS COMMUNITY COLLEGE DISTRICT and \_\_\_\_\_ (“Contractor”) for the work of improvement commonly referred to as **B19/20-08, Safe Schools Lock Projects – Chabot College or Las Positas College** (hereinafter referred to as the “Project”).

To the best of my knowledge, information and belief, in completing the Work of the Project, no materials, equipment or other items furnished, installed or incorporated into the Project contains, or in itself be composed of, any asbestos, polychlorinated biphenyl (PCB), any material listed by the federal or state EPA or federal or state health agencies as a hazardous material, or defined as being hazardous under federal or state laws, rules or regulations.

The undersigned is duly authorized to complete, execute and submit this Asbestos and Other Hazardous Materials Certification on behalf of the Contractor. The undersigned has personal knowledge of the substantive representations set forth hereinabove or has made appropriate diligent inquiry to ascertain that the substantive representations set forth hereinabove are complete, true and accurate and do not omit material facts rendering such representations to be false or misleading.

I declare under penalty of perjury under the laws of the State of California that the foregoing is true and correct.

Executed on this \_\_\_\_\_ day of \_\_\_\_\_, 2019 at \_\_\_\_\_.  
(City and State)

\_\_\_\_\_  
Name of Contractor (Print or Type)

By: \_\_\_\_\_  
Signature

\_\_\_\_\_  
Print Name

\_\_\_\_\_  
Title

\_\_\_\_\_  
Subscribed and sworn before me  
this \_\_\_\_ day of \_\_\_\_\_, 2017

Notary Public in and for the State of California

My Commission Expires:



**THIS PAGE INTENTIONALLY BLANK**

Chabot – Las Positas Community College District  
**Construction & Demolition**  
**DEBRIS RECYCLING STATEMENT**  
**(Attachment C to Special Conditions)**

|   |                                    |            |      |
|---|------------------------------------|------------|------|
| Project Name / Location: _____                          |                                    |            |      |
| _____ Demolition  | _____ Construction                 |            |      |
| Contractor Name: _____                                  |                                    |            |      |
| Contact Name: _____                                     | Phone: _____                       | Fax: _____ |      |
| Anticipated Start Date: _____                           | Anticipated Completion Date: _____ |            |      |
| Statement Date: _____                                   |                                    |            |      |
| For the period between: _____ / _____ and _____ / _____ |                                    |            |      |
| Month   | Year                               | Month      | Year |

Please indicate estimated quantities by matter, the proposed processing method and the vendor selected. Weight tag required as verification.

|   | Estimated Amount<br>(Tons or Yards) |          |            |  |
|---|-------------------------------------|----------|------------|--|
|   | Recycled                            | Salvaged | Landfilled |  |
| Asphalt   |                                     |          |            |  |
| Concrete  |                                     |          |            |  |
| Brick/Masonry Tile                                      |                                     |          |            |  |
| Corrugated Cardboard                                    |                                     |          |            |  |
| Dirt/Clean Full   |                                     |          |            |  |
| Drywall   |                                     |          |            |  |
| Padding – Carpet Foam                                   |                                     |          |            |  |
| Building Materials (doors, windows, cabinets, fixtures) |                                     |          |            |  |
| Scrap Metals  |                                     |          |            |  |
| Mixed Recyclable Debris                                 |                                     |          |            |  |
| Other   |                                     |          |            |  |
| Un-painted wood/Pallets                                 |                                     |          |            |  |
| Green Waste/Yard Waste                                  |                                     |          |            |  |
| Garbage – Painted Wood-<br>Trash                        |                                     |          |            |  |

If no materials are targeted for recycling, reuse or salvage, please state why: \_\_\_\_\_

The undersigned certifies that she/he is authorized to execute this Debris Recycling Statement on behalf of the above-identified Contractor. The undersigned further certifies that she/he has personal knowledge of the foregoing, or has made reasonable inquiry to ascertain, that the foregoing is true, complete and correct.

Submitted by: \_\_\_\_\_ Date: \_\_\_\_\_

**THIS PAGE INTENTIONALLY BLANK**

**PUBLIC WORKS CONTRACTOR REGISTRATION CERTIFICATION**  
(Attachment D to Special Conditions)

I, \_\_\_\_\_, am the \_\_\_\_\_ of  
(Print Name) (Title)

\_\_\_\_\_  
(Contractor Name)

I declare, state and certify to all of the following:

1. I am aware of the provisions and requirements of California Senate Bill (SB) 854, the Public Works Contractor Registration Program.
2. I am authorized to certify, and do certify, on behalf of Contractor that an annual registration fee has been paid and I am registered as eligible to bid and work on public works projects by doing all of the following:
  - A. Must have workers' compensation coverage for any employees and only use subcontractors who are glistered public works contractors;
  - B. Must have Contractors State License Board license, if applicable to trade;
  - C. Must have no delinquent unpaid wage or penalty assessments owed to any employee or enforcement agency;
  - D. Must not be under federal or state debarment;
  - E. Must not be in prior violation of this registration requirement once it becomes effective on April 1, 2015.
3. Contractor and I understand that if the District determines that Contractor has either: (a) made a false certification herein, or (b) violated this certification by failing to carry out and to implement the requirements of the Department of Industrial Relations (DIR), the Contract awarded herein is subject to termination, suspension of payments, or both. Contractor and I further understand that, should Contractor violate the terms of the Public Works Contractor Registration Certification Law of California Senate Bill 854, Contractor may be subject to debarment in accordance with the provisions of California Labor Code §§1720, et seq.
4. Contractor and I acknowledge that Contractor and I are aware of the provisions of California Senate Bill 854 and hereby certify that Contractor and I will adhere to, fulfill, satisfy and discharge all provisions of and obligations under the Public Works Contractor Registration Program.

I declare under penalty of perjury under the laws of the State of California that all of the foregoing is true and correct.

Executed at \_\_\_\_\_ this \_\_\_\_\_ day of  
(City and State)

\_\_\_\_\_, 2017

\_\_\_\_\_  
(Signature)

\_\_\_\_\_  
(Handwritten or Typed Name)

\_\_\_\_\_  
Department of Industrial Relations Registration #

**THIS PAGE INTENTIONALLY BLANK**

## GUARANTEE

**District :** CHABOT-LAS POSITAS COMMUNITY COLLEGE DISTRICT  
**Project:** B19/20-08, Safe Schools Lock Projects – Chabot College and/or Las Positas College

**Contractor Name:** \_\_\_\_\_

The Contractor hereby warrants and guarantees to the District that all work, equipment and workmanship provided, furnished or installed by or on behalf of Contractor in connection with the above-referenced Project (the "Work") have been provided, furnished and installed in strict conformity with the Contract Documents for the Work, including without limitation, the Drawings and the Specifications. Contractor further warrants and guarantees that all work, materials, equipment and workmanship as provided, furnished and/or installed are fit for use as specified and fulfill all applicable requirements of the Contract Documents including without limitation, the Drawings and the Specifications. Contractor shall, at its sole cost and expense, repair, correct and/or replace any or all of the work, materials, equipment and/or workmanship of the Work, together with any other items which may be affected by any such repairs, corrections or replacement, that may be unfit for use as specified or defective within a period of one (1) year from the date of the District's Final Acceptance of the Work, ordinary wear and tear and unusual abuse or neglect excepted.

In the event of the Contractor's failure and/or refusal to comply with the provisions of this Guarantee, within the period of time set forth in the Contract Documents after the District's issuance of the Notice to the Contractor of any defect(s) in the Work, materials, equipment or workmanship, Contractor authorizes the District, without further notice to Contractor, to repair, correct and/or replace any such defective item at the expense of the Contractor. The Contractor shall reimburse the District for all costs, expenses or fees incurred by the District in providing or performing such repairs, corrections or replacements within ten (10) days of the District's presentation of a demand to the Contractor for the same.

The provisions of this Guarantee and the provisions of the Contract Documents for the Work relating to the Contractor's Guarantee(s) and warranty(ies) relating to the Work shall be binding upon the Contractor's Performance Bond Surety and all successors or assigns of Contractor and/or Contractor's Performance Bond Surety.

The provisions of this Guarantee are in addition to, and not in lieu of, any provisions of the Contract Documents for the Work relating to the Contractor's guarantee(s) and warranty(ies) or any guarantee(s) or warranty(ies) provided by any material supplier or manufacturer of any equipment, materials or other items forming a part of, or incorporated into the Work, or any other guarantee or warranty obligation of the Contractor, prescribed, implied or imposed by law.

The undersigned individual executing this Guarantee on behalf of Contractor warrants and represents that he/she is duly authorized to execute this Guarantee on behalf of Contractor and to bind Contractor to each and every provision hereof.

Dated: \_\_\_\_\_

By: \_\_\_\_\_  
(Signature)

\_\_\_\_\_  
(Typewritten or handwritten name)

\_\_\_\_\_  
(Title)

**THIS PAGE INTENTIONALLY BLANK**



# **Chabot-Las Positas Community College District**

## **Measure A Bond Program**

### **CONTRACT REQUIREMENTS**

#### **DIVISION 1 GENERAL REQUIREMENTS**



**PART 1 – GENERAL****1.1 SUMMARY**

- A This section includes summary of work including:
1. Work covered by Contract Documents
  2. Bid items, Allowances and Alternates
  3. Work under other contracts
  4. Future work
  5. Work sequence
  6. Cooperation of contractor and coordination with other work
  7. Maintenance
  8. Occupancy requirements
  9. Reference Standards
  10. Products ordered in advance
  11. CLPCCD furnished products

**1.2 WORK COVERED BY CONTRACT DOCUMENTS**

1. The work shall consist of, but not be limited to, the removal of existing door hardware, installation of owner provided new door hardware, and Everest Primus 29 cylinders and components at the Chabot and Las Positas campuses. The documents attached include a summary of hardware quantities as well as a schedule of hardware and cylinders to be installed by door at each campus. Materials will be provided by the District to the contractor, packaged and labeled by door. All doors are to have new Everest Primus 29 cylinders installed. The district will provide these new cylinders to the contractor boxed by building. Hardware and cores are to be installed together to maintain security and eliminate the need for temporary cores.
2. All interior spaces with access control will be operated by each building's respective "Card Reader Override Key" and not operated by the "Academic" key system. Additionally, any secondary doors into these spaces will also be operated by the "Card Reader Override Key" rather than the "Academic" key system. The hardware will be reconfigured or replaced to be **always** locked on the exterior with no means of leaving the door unlocked (thumb turn, cylinder dogging, etc.) on the interior.

**1.3 BID ITEMS**

- A. Base Bid- Install District provided Locks and Hardware. All replaced hardware to be returned to the District upon completion.
- B. Provide a breakdown of costs by campus.

**1.4 WORK UNDER OTHER CONTRACTS**

Not Applicable

**FUTURE WORK**

Not Applicable.

### 1.5 WORK SEQUENCE

- A. The contractor shall coordinate their work with the Construction Manager. Work will be performed on an active college campus. Campus buildings are generally in use from 7:30AM to 10:00PM Monday through Friday.

### 1.6 COOPERATION OF CONTRACTOR AND COORDINATION WITH OTHER WORK.

1. Should construction work, or work of any other nature, be underway by other forces or by other contractors within or adjacent to the limits of the Work at the time the Work was advertised for bids, the Contractor shall cooperate with all such other contractors or forces to the end that any delay or hindrance to their work will be avoided. The cost of such cooperation will be considered as included in the prices bid and no direct or additional payment will be made therefore. Contractor shall coordinate with such other contractors and forces as required by General Conditions.
2. CLPCCD reserves the right to perform other or additional work, within or adjacent to the limits of the work specified, at any time by the use of other forces. Contractor shall coordinate with CLPCCD and any CLPCCD forces, or other forces, engaged by CLPCCD, as required by General Conditions. In the event that the performance of such other or additional work materially increases or decreases Contractor's costs, the work and the amount to be paid therefore will be appropriately adjusted as determined by the Construction Manager.
3. Limit use of the Site for Work and for construction operations to allow for:
  - a. CLPCCD operation where "CLPCCD" applies to any Site where work is required including Las Positas College or Chabot College Campus'
  - b. Work by other contractors and tenants
4. Coordinate use of the Site and access to site with other contractors, utilities, and CLPCCD forces, as required by General Conditions. Construction Manager has final authority over coordination, use of the Site, and access to site.
5. Cooperate with CLPCCD and others who may occupy and begin work on site and inside building prior to completion of Work of this Contract.
6. Cooperate with contractors for other area work, not included in Contract, but which may take place during construction period.

### 1.7 MAINTENANCE

1. Cost of maintenance of systems and equipment prior to Final Acceptance will be considered as included in prices bid and no direct or additional payment will be made therefore.

### 1.8 OCCUPANCY REQUIREMENTS

1. Whenever, in the opinion of Construction Manager, Work or any part thereof is in a condition suitable for use, and the best interest of CLPCCD requires such use, CLPCCD may take beneficial occupancy of and connect to, open for public use, or use the Work or such part thereof. In such case, CLPCCD will request Architect/Engineer to inspect the Work or part thereof, and issue a Certificate of Substantial Completion for that part of Work.
2. Prior to date of Final Acceptance of the Work by CLPCCD, all necessary repairs or renewals in Work or part thereof so used, not due to ordinary wear and tear, but due to defective materials or workmanship or to operations of Contractor, shall be made at expense of Contractor, as required in General Conditions.
3. Use by CLPCCD of Work or part thereof as contemplated by this section shall in no case be construed as constituting acceptance of Work or any part thereof. Such use shall neither relieve

Contractor of any responsibilities under Contract, nor act as waiver by CLPCCD of any of the conditions thereof.

4. CLPCCD may specify in the Contract Documents that portions of the Work, including electrical and mechanical systems or separate structures, shall be substantially completed on milestone dates prior to substantial completion of all of the Work. Contractor shall notify Architect/Engineer in writing when Contractor considers any such part of the Work ready for its intended use and substantially complete and request Architect/Engineer to issue a Certificate of Substantial Completion for that part of the Work.

## **PART 2 – PRODUCTS**

### **2.1 REFERENCE STANDARDS**

- A. For products specified by association or trade standards, comply with requirements of standard, except where more rigid requirements are specified or are required by applicable codes.

### **2.2 PRODUCTS ORDERED IN ADVANCE**

Not applicable.

### **2.3 CLPCCD FURNISHED PRODUCTS**

For CLPCCD furnished products as specified, if any, shall be indicated on Construction Documents.

## **PART 3 – EXECUTION**

Not applicable.

**END OF SECTION**

**PART 1 – GENERAL****1.1 SUMMARY**

- A. This section describes general procedural requirements for alterations, modifications and extras.
- B. Related Sections
  - 1. Section 01 11 00: Summary of Work

**1.2 GENERAL**

- A. Any change in scope of work or deviation from Drawings or Specifications shall be accomplished only when authorized in writing by Construction Manager. As appropriate, change orders are subject to approval by the Division of the State Architect. Refer to section 4-338, Part 1, Title 24, California Code of Regulations.
- B. Changes in scope of Work or deviation from Drawings or Specifications may be initiated only by the Contractor or the Construction Manager.
  - 1. Contractor may initiate changes by submitting Requests for Information (RFI), Requests for Substitution (RFS), Notice of Concealed or Unknown Conditions, or Notice of Hazardous Waste Conditions.
    - a. RFI's shall be submitted to seek clarification of Contract Documents.
    - b. RFS's shall be submitted in accordance with paragraph 4.8.2 of General Conditions to request substitution of materials or methods of execution.
    - c. Notices of Changes shall be submitted in accordance with paragraph 9.6 of General Conditions.
    - d. Notices of Hazardous Waste Conditions shall be submitted in accordance with paragraph 4.17 of General Conditions.
    - e. Notices of concealed or unknown conditions shall be submitted to make Owner aware of a potential change in scope of the work.
  - 2. Contractor shall be responsible for its costs to implement and administer RFI's and RFS's throughout the Contract duration. Regardless of the number of RFI's submitted, Contractor will not be entitled to additional compensation. Contractor shall be responsible for both CLPCCD's and Architect's administrative costs for answering its RFI's where the answer could reasonably be found by reviewing the Contract Documents, as determined by CLPCCD; such costs will be deducted from progress payments.
  - 3. Architect/Engineer may initiate changes by issuing a Supplemental Instruction (which shall require written approval of the Construction Manager).
  - 4. Construction Manager may initiate changes by issuing Requests for Proposal (RFP) or a Field Change Notice (FCN) to Contractor. Such RFP's or FCN's will detail all proposed changes in the Work and request a quotation of changes in Contract Sum and Contract Times from

Contractor. An RFP or FCN may require Contractor to expedite the work and proceed on a time and material (force account) basis.

### **1.3 PROCEDURE**

- A. Contractor shall submit RFI to Construction manager. Contractor shall reference each RFI to an activity on its Progress Schedule and note the time criticality of the RFI, indicating the time in which the response is required. Architect/Engineer shall respond by issuing a Clarification.
  - 1. If Contractor is satisfied with the Clarification and does not request change in Contract Sum or Contract Times, then the Clarification shall be executed without a change.
  - 2. If Contractor believes that the Clarification results in change in Contract Sum or Contract Times, Contractor shall notify Construction Manager who may then deny request for change or issue RFP.
- B. Contractor shall submit RFS to Construction Manager who may then deny request or issue RFP.
- C. Contractor shall submit Notices of Changes to resolve unanticipated conditions incurred in the execution of the Work. Procedures in Paragraph 9.6 of General Conditions shall be followed. If Construction Manager determines that a change in Contract Sum or contract Times is justified, Construction Manager shall issue RFP.
- D. Contractor shall submit Notices of Hazardous Waste Conditions to resolve problems regarding hazardous materials encountered in the execution of the Work. Procedures in Paragraph 4.17 of General Conditions shall be followed. If Construction Manager determines that a change in Contract Sum or contract Times is justified, Construction Manager shall issue RFP.
- E. Architect/Engineer shall issue Supplemental Instruction to the Construction Manager who shall forward onto Contractor. Contractor shall not proceed with Supplemental Instruction until Construction Manager approves it in writing.
  - 1. If Contractor is satisfied with Supplemental Instruction and does not request change in Contract Sum or Contract Times, then Supplemental Instruction shall be executed without a Change Order.
  - 2. If Contractor believes that Supplemental Instruction results in change in Contract Sum or Contract Times, Contractor shall notify Construction Manager. Construction Manager may then deny request for change, cancel Clarification or issue RFP.
- F. Responses by recipients shall be within a reasonable time.
- G. Contractor shall respond to Construction Manager's RFP within fifteen (15) working days by furnishing a complete breakdown of costs of both credits and extras; itemizing materials, labor, taxes, overhead and profit. Subcontract work shall be so indicated.
- H. Upon approval of RFP, Construction Manager will issue a Change Order directing Contractor to proceed with extra work.
- I. Payment shall be made as follows:

1. Change Orders which increase Contract Sum or Contract Times shall be included in next Contract Modification Form, signed by Construction Manager, accepted by Contractor.
2. Payment shall be made for Change Order work along with other work in progress payment following completion of Change Order work. Partial completion of Change Order work shall be paid for that part completed during the period covered by the monthly payment request.

**1.4 COST DETERMINATION**

A. Total cost of extra work shall be the sum of labor costs, material costs, equipment rental costs and specialist costs as defined herein plus overhead and profit as allowed herein. This limit applies in all cases of claims for extra work, whether calculating Change Orders, RFIs, or calculating claims of all types, and applies even in the event of fault, negligence, strict liability, or tort claims of all kinds, including misrepresentation, concealment, strict liability or negligence. No other costs arising out of or connected with the performance of extra work, of any nature, may be recovered by Contractor. No special, incidental or consequential damages may be claimed or recovered against CLPCCD, its representatives or agents, whether arising from breach of contract, negligence or strict liability, unless specifically authorized in the Contract Documents.

B. Overhead:

1. Overhead shall be as defined in Article 1.08.

C. Taxes:

1. Alameda County Sales Tax should be included.
2. Federal and Excise Tax shall not be included.

D. Owner Operated Equipment

When owner-operated equipment is used to perform extra work, Contractor will be paid for equipment and operator as follows:

1. Payment for equipment will be made in accordance with Paragraph 1.05. C.
2. Payment for cost of labor will be made at no more than rates of such labor established by collective bargaining agreements for type of worker and location of work, whether or not owner-operator is actually covered by such an agreement.

**1.5 COST BREAKDOWN**

A. Labor - Contractor will be paid cost of labor for workers (including fore persons when authorized by Construction Manager) used in actual and direct performance of extra work. Labor rate, whether employer is Contractor, subcontractor or other forces, will be sum of following:

1. **Actual Wages** - Actual wages paid shall be limited to the applicable prevailing wage rate for the classification of labor actually and reasonably necessary to complete a Change. Prevailing wage rates shall be deemed to include all direct payment of wages to workers completing a Change and all employer burdens thereon, including without limitation all employer payments to or on behalf of workers for Workers Compensation, health

and welfare, pension, vacation and other similar labor burdens. Contractors and subcontractors are required to provide their corresponding wage rate breakdown for the classification of labor under which they will complete a Change and on the form provided by the Owner for review and approval by the Owner and Construction Manager prior to processing and approval of payment for any completed Change.

**B. Material** - Only materials furnished by Contractor and necessarily used in performance of extra work will be paid for. Cost of such materials will be cost, including sales tax, to purchaser (Contractor, subcontractor or other forces) from supplier thereof, except, as the following are applicable:

1. If cash or trade discount by actual supplier is offered or available to purchaser, it shall be credited to CLPCCD notwithstanding fact that such discount may not have been taken.
2. For materials salvaged upon completion of extra work, salvage value of materials shall be deducted from cost, less discount, of materials.
3. If cost of a material is, in opinion of Construction Manager, excessive, then cost of material shall be deemed to be lowest current wholesale price at which material is available in quantities concerned delivered to Site, less any discounts as provided in subparagraph 1 above.

**C. Equipment Rental**

For Contractor or subcontractor-owned equipment, payment will be made at the lesser of actual rental rates or the rental rates listed for equipment in California Department of Transportation official equipment rental rate schedule which is in effect on date upon which extra work is accomplished and which schedule is incorporated herein by reference as though fully set forth herein. For rented equipment, payment will be made based on actual rental invoices. Equipment used on extra work shall be of proper size and type. If, however, equipment of unwarranted size or type and cost is used, cost of use of equipment shall be calculated at rental rate for equipment of proper size and type. Rental rates paid shall be deemed to cover cost of fuel, oil, lubrication, supplies, small tools, necessary attachments, repairs and maintenance of any kind, depreciation, storage, insurance, and all incidentals. Unless otherwise specified, manufacturer's ratings, and manufacturer-approved modifications, shall be used to classify equipment for determination of applicable rental rates. Individual pieces of equipment or tools not listed in said publication and having a replacement value of five hundred dollars (\$500) or less, whether or not consumed by use, shall be considered to be small tools and no payment will be made therefore as payment is included in payment for labor. Rental time will not be allowed while equipment is inoperative due to breakdowns.

1. For equipment on Site, rental time to be paid for equipment shall be the time equipment is in operation on extra work being performed. The following shall be used in computing rental time of equipment:
  - a. When hourly rates are listed, less than thirty (30) minutes of operation shall be considered to be one-half (1/2) hour of operation.
  - b. When daily rates are listed, less than four (4) hours of operation shall be considered to be one-half (1/2) day of operation. Anything over four (4) hours and not more than eight (8) hours is considered one (1) full

day of operation.

2. For equipment, which must be brought to Site to be used exclusively on extra work, cost of transporting equipment to Site and its return to its original location shall be determined as follows:
  - a. CLPCCD will pay for costs of loading and unloading equipment.
  - b. Cost of transporting equipment in low bed trailers shall not exceed hourly rates charged by established haulers.
  - c. Cost of transporting equipment shall not exceed applicable minimum established rates of California Public Utilities Commission.
  - d. Payment for transporting, and loading and unloading equipment as above provided will not be made if equipment is used on Work in any other way than upon extra work.
3. Rental period shall begin at time equipment is unloaded at Site of extra work and terminate at end of day on which Construction Manager directs Contractor to discontinue use of equipment. Excluding Saturdays, Sundays, and legal holidays, unless equipment is used to perform extra work on such days, rental time to be paid per day shall be four (4) hours for zero (0) hours of operation, six (6) hours for four (4) hours of operation and eight (8) hours for eight (8) hours of operation, time being prorated between these parameters. Hours to be paid for equipment, which is operated less than eight (8) hours due to breakdowns, shall not exceed eight (8) less number of hours equipment is inoperative due to breakdowns.

**D. Work Performed by Special Forces or Other Special Services**

When Construction Manager and Contractor, by agreement, determine that special service or item of extra work cannot be performed by forces of Contractor or those of any subcontractors, service or extra work item may be performed by specialist. Invoices for service or item of extra work on basis of current market price thereof may be accepted without complete itemization of labor, material, and equipment rental costs when it is impracticable and not in accordance with established practice of special service industry to provide complete itemization. In those instances wherein Contractor is required to perform extra work necessitating a fabrication or machining process in a fabrication or machine shop facility away from Site, charges for that portion of extra work performed in such facility may, by agreement, be accepted as a specialist billing. Construction Manager must be notified in advance of all offsite work. To specialist invoice price, less credit to CLPCCD for any cash or trade discount offered or available, whether or not such discount may have been taken, will be added 15 percent (15%) in lieu of overhead and profit provided in Paragraph 1.04.B.

**1.6 FORCE-ACCOUNT**

- A. If it is impracticable because of nature of work, or for any other reason, to fix an increase or decrease in price definitely in advance, Change Order may fix a maximum price which shall not under any circumstances be exceeded, and subject to such limitation, such alteration, modification or extra shall be paid for at actual necessary cost as determined by CLPCCD Authority, which cost shall



be determined pursuant to Article 1.04, and shall be known as Force-Account work.

- B. Whenever any Force-Account work is in progress, definite price for which has not been agreed on in advance, Contractor shall report to Construction Manager each day in writing in detail amount and cost of labor and material used, and any other expense incurred in Force-Account work on preceding work day, and no claim for compensation for Force-Account work will be allowed unless report shall have been made. Daily report(s) shall be delivered to Construction Manager within one (1) business day of the day the work was performed. No late reports will be accepted. The intent is to have daily agreement on hours expended for labor and equipment on Force-Account work.
- C. Above described methods of determining payment for work and materials shall not apply to performance of work or furnishings of material, which, in judgment of Construction Manager, may properly be classified under items for which prices are established in Contract.

### **1.07 CLPCCD FURNISHED MATERIALS**

CLPCCD reserves right to furnish materials, as it deems advisable, and Contractor shall have no claims for costs and overhead and profit on such materials.

### **1.8 OVERHEAD DEFINED**

The following constitutes charges that are included in overhead for all contract modifications, including Force-Account work:

- 1. Drawings: field drawings, shop drawings, etc. including submissions of drawings
- 2. Routine field inspection of work proposed
- 3. General Superintendence
- 4. General administration and preparation of change orders
- 5. Computer services
- 6. Reproduction services
- 7. Salaries of project engineer, Construction Manager, superintendent, timekeeper, storekeeper and secretaries
- 8. Janitorial services
- 9. Temporary on-site facilities
  - a. Offices
  - b. Telephones
  - c. Plumbing
  - d. Electrical: Power, lighting
  - e. Platforms
  - f. Fencing, etc.
- 10. Home office expenses
- 11. Insurance Premium

12. Procurement and use of vehicles and fuel used coincidentally in base bid work
13. Surveying
14. Estimating
15. Protection of work
16. Final cleanup
17. Other incidental work
18. Record Drawings
19. Warranty
20. Transportation expense to site for labor

**1.9 RECORDS AND CERTIFICATION**

- A. Force-Account (cost reimbursement) charges shall be recorded daily upon Cost Breakdown for Contract Modification Form obtained from Inspector. Contractor or authorized representative shall complete and sign form. Inspector shall sign form for approval. Contract Modification Form shall provide names and classifications of workers and hours worked by each, itemize materials used, and also list size type and identification number of equipment, and hours operated, and shall indicate work done by specialists.
- B. No payment for Force-Account work shall be made until Contractor submits original invoices substantiating materials and specialist charges.
- C. CLPCCD shall have the right to audit all records in possession of Contractor relating to activities covered by Contractor's claims for modification of Contract, including Force-Account work, as set forth in General Conditions.
- D. Further, CLPCCD shall have right to audit, inspect, or copy all records maintained in connection with this Contract, including financial records, in possession of Contractor relating to any transaction or activity occurring or arising out of, or by virtue of, Contract. If Contractor is a joint venture, right of CLPCCD shall apply collaterally to same extent to records of joint venture sponsor, and of each individual joint venture member.

**PART 2 – PRODUCTS**

Not applicable to this section.

**PART 3 – EXECUTION**

Not applicable to this section.

**SAMPLE ONLY  
COST BREAKDOWN FORM FOR CONTRACT MODIFICATION**

One separate form shall be used by Contractor, each first-tier subcontractor and each lower tier subcontractor. One form for each shall be used for each change order. One form for each, for each day shall be used for Force-Account work.

**COST BREAKDOWN FOR CONTRACTOR PRICE PROPOSAL  
SHEET 1 OF 3**

**GENERAL CONTRACTOR FORM**

**PROJECT NUMBER:** \_\_\_\_\_

**PROJECT NAME:** \_\_\_\_\_

**CONTRACTOR :** \_\_\_\_\_

**CHANGE ORDER NUMBER :** \_\_\_\_\_ **DATE:** \_\_\_\_\_

**CHANGE ORDER DESCRIPTION:** \_\_\_\_\_

| <b>SUMMARY OF TOTAL COSTS</b>                                     |  |    |   |    |   |
|---|--|----|---|----|---|
| <b>LABOR COSTS</b>  |  |    |   |    |   |
| 1. TOTAL LABOR COSTS  |  | \$ | - |    |   |
| 2. Fifteen percent (15%) of Line 1                                |  | \$ | - |    |   |
| 3. Sum of Lines 1 & 2   |  |    |   | \$ | - |
| <b>MATERIAL COSTS</b>   |  |    |   |    |   |
| 4. TOTAL MATERIAL COSTS   |  | \$ | - |    |   |
| 5. Fifteen percent (15%) of Line 4                                |  | \$ | - |    |   |
| 6. Sum of Lines 4 & 5   |  |    |   | \$ | - |
| <b>EQUIPMENT RENTAL COSTS</b>                                     |  |    |   |    |   |
| 7. TOTAL EQUIPMENT RENTAL COSTS                                   |  | \$ | - |    |   |
| 8. Fifteen percent (15%) of line 7                                |  | \$ | - |    |   |
| 9. Sum of lines 7 & 8   |  |    |   | \$ | - |
| <b>SUBCONTRACTED COSTS</b>  |  |    |   |    |   |
| 10. TOTAL OF SUBCONTRACTED COST                                   |  | \$ | - |    |   |
| 11. Five percent (5%) of line 10 (excluding subcontractor markup) |  | \$ | - |    |   |
| 12. Sum of Lines 10 & 11  |  |    |   | \$ | - |
| <b>SUBTOTAL OF DIRECT COSTS &amp; MARK-UP</b>                     |  |    |   |    |   |
|   |  |    |   | \$ | - |
| <b>COST OF BONDS (does not apply to subcontractors)</b>           |  |    |   | \$ | - |
| <b>TOTAL OF CONTRACT MODIFICATION</b>                             |  |    |   | \$ | - |

**COST BREAKDOWN FOR CONTRACTOR PRICE PROPOSAL  
SHEET 2 OF 3**

CONTRACTOR : \_\_\_\_\_

CHANGE ORDER NUMBER : \_\_\_\_\_ DATE: \_\_\_\_\_

CHANGE ORDER DESCRIPTION: \_\_\_\_\_

| <b>LABOR</b>                                       |                       |              |             |              |
|--|-----------------------|--------------|-------------|--------------|
| <b>NAME</b>  | <b>CLASSIFICATION</b> | <b>HOURS</b> | <b>RATE</b> | <b>TOTAL</b> |
|  |                       |              |             | \$ -         |
|  |                       |              |             | \$ -         |
|  |                       |              |             | \$ -         |
|  |                       |              |             | \$ -         |
| TOTAL LABOR COSTS (Transfers to Line 1 of Sheet 1) |                       |              |             | \$ -         |

| <b>MATERIALS</b>                                      |             |
|---|-------------|
| <b>DESCRIPTION</b>                                    | <b>COST</b> |
|   |             |
|   |             |
|   |             |
|   |             |
|   |             |
|   |             |
| SUBTOTAL MATERIAL COSTS (Without Sales Tax)           | \$ -        |
| SALES TAX ON MATERIAL AT 9.00%                        | \$ -        |
| TOTAL MATERIAL COSTS (Transfers to Line 4 of Sheet 1) | \$ -        |

| <b>EQUIPMENT</b>  |               |              |             |              |
|---|---------------|--------------|-------------|--------------|
| <b>SIZE AND TYPE</b>  | <b>I.D. #</b> | <b>HOURS</b> | <b>RATE</b> | <b>TOTAL</b> |
|   |               |              |             | \$ -         |
|   |               |              |             | \$ -         |
|   |               |              |             | \$ -         |
|   |               |              |             | \$ -         |
| TOTAL EQUIPMENT RENTAL COSTS (Transfers to Line 7 of Sheet 1) |               |              |             | \$ -         |

**COST BREAKDOWN FORM FOR CONTRACT MODIFICATION**  
**SHEET 3 OF 3**

CHANGE ORDER NUMBER : \_\_\_\_\_ DATE: \_\_\_\_\_

CHANGE ORDER DESCRIPTION: \_\_\_\_\_

| <b>SUBCONTRACTED WORK</b>  |  |             |
|--|--|-------------|
| <b>SUBCONTRACTOR</b>   | <b>DESCRIPTION OF WORK<br/>SUBCONTRACTED</b> | <b>COST</b> |
|  |  |             |
|  |  |             |
|  |  |             |
|  |  |             |
|  |  |             |
|  |  |             |
|  |  |             |
|  |  |             |
| TOTAL COST OF SUBCONTRACTED WORK (Transfers to Line 10 of Sheet 1) |  | \$<br>-     |

CONTRACTOR: \_\_\_\_\_ Date: \_\_\_\_\_

VERIFIED BY INSPECTOR: \_\_\_\_\_ Date: \_\_\_\_\_

**PART 1 – GENERAL****1.1 SECTION INCLUDES**

- A. Project coordination.
- B. Field engineering.
- C. Coordination drawings.
- D. Workmanship.
- E. Incidental costs.
- F. Correspondence and Notices.
- G. Miscellaneous provisions.
- H. Damage and restoration.

**1.2 RELATED SECTIONS**

- A. Section 011100 - Summary of Work.
- B. Section 014500 - Quality Control.
- C. Section 015000 – Temporary Facilities.
- D. Section 017000 - Contract Closeout.

**1.3 PROJECT COORDINATION**

- A. Coordination scheduling, submittals, and Work of the various Sections of specifications to assure efficient and orderly sequence of installation of interdependent construction elements, with provisions for accommodating items installed later.
- B. Verify that utility requirement characteristics of operating equipment are compatible with building utilities. Coordinate work of various Sections having interdependent responsibilities for installing, connecting to, and placing in service, such equipment.
- C. Coordinate space requirements and installation of mechanical and electrical work, which are indicated diagrammatically on drawings. Follow route shown for pipes, ducts, and conduit, as closely as practicable: place runs parallel with line of building. Utilize space efficiently to maximize accessibility for other installations, for maintenance, and for repairs.
- D. In finished areas except as otherwise indicated, conceal pipes, ducts, and wiring within the construction. Coordinate locations of fixtures and outlets with finished elements.
- E. Submit a copy of site drawing and certificate signed by the Civil Engineer that the elevations and locations of the Work of separate Sections in preparation for Substantial Completion.
- F. Coordinate completion and cleanup of Work of separate Sections in preparation for Substantial Completion.

- G. After Owner occupancy of the Site, coordinate access to site for correction of defective Work and Work not in accordance with Contract Documents, to minimize disruption of Owner's activities.

**1.4 FIELD ENGINEERING**

- A. Contractor shall locate and protect survey control and reference points.
- B. Control datum for survey is that shown on drawings.
- C. Contractor shall verify setbacks and easements; confirm drawing dimensions and elevations.
- D. Provide field engineering services. Contractor shall establish lines, and levels, utilizing recognized engineering practices

**1.5 COORDINATION DRAWINGS**

- A. Provide information required by Architect for preparation of coordination drawings.
- B. Review drawings prior to submission to Architect.

**1.6 WORKMANSHIP**

- A. Work shall be performed by craftsmen well experienced and competent in their particular trade.
- B. Workmanship shall be thorough, finished and complete in every detail for finest quality installations as intended under these specifications.

**1.7 INCIDENTAL COSTS**

- A. In addition to cost associated with GC Article 6: Insurance; Indemnity; Bonds:
  - 1. Utilities: Refer to Section 015000.
  - 2. Contractors and Subcontractors shall furnish at their own cost and expense all tools, consumable supplies, appliances, equipment, etc., necessary for execution of their work; and shall be responsible for care and guarding thereof.
  - 3. Contractors and Subcontractors shall be entirely responsible for professional, trade, business or other licenses required by state statute or local government.

**1.8 CORRESPONDENCE AND NOTICES**

- A. Clearly identify correspondence, notices and submittals with project name, subject and detailed references to drawings and specifications.
- B. Notify Inspector or the Construction Manager two (2) working days in advance of required inspection.

**1.9 MISCELLANEOUS PROVISIONS**

- A. Contractor shall immediately refer to the Construction Manager any requirement shown or specified which Contractor in their experience and background finds or believes:

1. Is not equal to industry standards for achieving a first quality installation as intended;
  2. Is excessive in cost or effort to effect the intended results;
  3. Is below standard for proper enforcement of the guarantees required;
  4. Or, is at variance with governing laws, regulations, codes or standards.
- B. Work operations relative to any matter referred to Architect for consideration shall not proceed until receipt of appropriate instructions from Architect.
- C. Inspection of Work and Materials: Contractor shall immediately make a close and thorough inspection of all materials as delivered and all work in progress; shall promptly reject and return all defective materials and re-do; and shall check and verify adequate performance or satisfactory results of all tests and inspections before allowing sub-work to proceed.
- D. Warranty Period: During warranty periods, supervise investigation and correction of deficiencies found or occurring in the work.
- E. Shop Fabricate and pre-assemble interrelated parts where possible.
- F. Closing up of walls, partitions or furred spaces, backfilling and other covering up operations shall not proceed until all enclosed or covered work and inspections have been completed. Verify before proceeding.
- G. Provide holes, slots, cutouts, blocking, screeds, nailers, chases and similar preparation as the work progresses, as required to receive or pass subsequent work without damage to previously completed work.
- H. Exterior Work shall be made tight against direct or indirect entry of water into the concealed or interior spaces of the building. Seal joints or penetrations below grade or behind exterior trim and other conditions where water might enter the structure, as for exposed exterior work.
- I. Structural Connections and Fasteners: Include as required for complete fabrication and installation of the work; of materials, types and sizes adequate for the purposes.
1. Place in concealed or obscured locations where possible.
  2. Include suitable welding or brazing where required.
- J. Powder Activated Fasteners: Limited to uses particularly shown, specified or approved by Architect. Operators shall be certified in accordance with California Industry Safety orders.
- K. Ferrous Work permanently exposed to exterior or below grade shall be galvanized; related accessory members and fastening non-ferrous, galvanized or made rustproof by approved methods.
- L. Galvanizing, prime painting and related touch-up and repair shall comply with requirements for metal fabricating and painting in Section 13125 - Relocatable Buildings.
- M. Isolation: Provide between ferrous and non-ferrous or dissimilar metal components to protect the work against electrolysis, as follows:



1. For architectural work, provide cork fillers, asphaltic coatings, neoprene gaskets or similar separation as necessary; and use stainless steel fastenings only where interconnecting dissimilar parts.
  2. For mechanical and electrical work, provide dielectric unions or similar separation. In particular, provide isolation as necessary between exterior underground systems and interior above-grade systems where they meet dissimilar metals.
- N. Prior to starting a particular type or kind of work, examine for relevant information, all contract documents and subsequent data issued to the project.

**1.10 DAMAGE AND RESTORATION**

- A. Damage to previously existing or newly placed facilities caused by movement of equipment or other operations, whether accidental or made necessary by reason of Contract requirements, shall be restored or replaced as specified or directed by Architect or Construction Manager.
- B. Restoration shall be equal to the structural qualities or performance capacities of the original work, and finishes shall match the appearance of, as nearly as possible, like existing adjacent work. Restorations shall be subject to approval by Architect and shall be made as necessary at no added expense to Owner unless otherwise particularly provided for.
- C. Work not properly restored or where not capable of being restored as intended under these Specifications shall be removed and replaced as directed by Architect at no added expense to Owner.

**PART 2 – PRODUCTS**

Not applicable to this section.

**PART 3 – EXECUTION****3.01 CUTTING AND PATCHING**

- A. Employ skilled and experienced installer to perform cutting and patching.
- B. Submit written request in advance of cutting or altering elements, which affects:
  1. Structural integrity of element.
  2. Integrity of weather-exposed or moisture-resistant elements.
  3. Efficiency, maintenance, or safety of element.
  4. Visual qualities of sight-exposed elements.
- C. Execute cutting, fitting, and patching including excavation and fill, to complete Work, and to:
  1. Fit the several parts together, to integrate with other Work.
  2. Uncover Work to install or correct ill-timed work.
  3. Remove and replace defective and non-conforming Work.
  4. Remove samples of installed Work for testing.

- 5. Provide openings in elements of Work for penetrations of mechanical and electrical Work.
- D. Execute work by methods, which will avoid damage to other Work, and provide proper surfaces to receive patching and finishing.
- E. Cut rigid materials using masonry saw or core drill.
- F. Restore Work with new products in accordance with requirements of Contract Document.
- G. Fit Work tight to pipes, sleeves, ducts, conduit, and other penetrations through surfaces.
- H. Maintain integrity of wall, ceiling, or floor construction; completely seal voids.
- I. Refinish surfaces to match adjacent finishes. For continuous surfaces, refinish to nearest intersection; for an assembly, refinish entire unit.
- J. Identify any hazardous substance or condition exposed during the Work to the Construction Manager for decision or remedy.

**END OF SECTION**

**PART1 – GENERAL****1.1 SUMMARY**

- A. This section describes the required meetings for this work. These meetings include:
  - 1. Pre-construction Conference
  - 2. Scheduling Meetings
  - 3. Progress Meetings
  - 4. Special Meetings
- B. Related Sections
  - 1. Section 011100: Summary of Work
  - 3. Section 013200: Progress Schedules and Reports
  - 4. Section 013300: Submittals

**1.2 PRECONSTRUCTION CONFERENCE**

- A. Construction Manager will call for and administer Pre-construction Conference at time and place to be announced. Conference will occur as soon after award as can be reasonably scheduled.
- B. Contractor, all subcontractors, and major suppliers shall attend Pre-construction Conference.
- C. Agenda will include, but not be limited to, the following items:
  - 1. Schedules
  - 2. Personnel
  - 3. Use of the Site
  - 4. Temporary Utilities
  - 5. Location of Contractor's on-site facilities
  - 6. Project access
  - 7. Employee parking
  - 8. Security/Safety
  - 9. Housekeeping
  - 10. Submittals
  - 11. Inspection and testing procedures, on-site and off-site
  - 12. Utility shutdown procedures
  - 13. Control and reference point survey procedures
  - 14. Injury and Illness Prevention Program
  - 15. Contractor's Initial CPM Schedule
  - 16. Contractor Invoicing, Schedule of Values, Approval Procedures

- D. Construction Manager will distribute copies of minutes to attendees. Attendees shall have five (5) working days to submit comments or additions to minutes. Minutes will constitute final memorialization of results of the Pre-construction Conference.

### 1.3 SCHEDULING MEETINGS

- A. Meet with Construction Manager and Design Professional on Start Date of Contract and conduct initial review of Contractor's draft Shop Drawing and Sample Submittal Schedule, and draft Schedule of Values and Initial Construction Schedule ("Schedule Review Meeting").
- B. Authorized representative in Contractor's organization, designated in writing, who will be responsible for working and coordinating with Construction Manager's representative(s) and Design Professional relative to preparation and maintenance of Progress Schedule shall attend initial Schedule Review Meeting.
- C. Contractor shall, within thirty (30) days from the Notice to Proceed date, meet with Construction Manager and Design Professional to review the Original CPM Schedule submittal.
  - 1. Contractor shall have its manager, superintendent, scheduler, and key subcontractor representatives, as required by CLPCCD, in attendance. The meeting will take place over a continuous one-day period.
  - 2. CLPCCD's review of Schedule Submittals will be limited to conformance to Contract requirements, including, but not limited to, coordination requirements. However, review may also include:
    - a. Clarifications of Contract Requirements
    - b. Directions to include activities and information missing from submittal
    - c. Requests to Contractor to clarify its schedule
  - 3. Within five (5) days of the initial Schedule Review Meeting, Contractor shall respond in writing to all questions and comments expressed by CLPCCD at the meeting.
- D. Construction Manager will administer scheduling meetings and shall distribute minutes of scheduling meetings to attendees. Attendees shall have five (5) working days to submit comments or additions to minutes. Minutes will constitute final memorialization of results of the scheduling meetings.

### 1.4 PROGRESS MEETINGS

- A. Construction Manager and Design Professional will schedule and administer Progress Meetings throughout duration of Work. Progress meetings will be held weekly unless otherwise directed by Construction Manager.
  - 1. Meetings shall be held at Construction Manager's on-site office unless otherwise directed by Construction Manager.
  - 2. Construction Manager will prepare agenda and distribute to Contractor, Inspector and Architect/Engineer 24 hours in advance of meeting.
  - 3. Construction Manager will preside at meeting.

4. Design Professional will record and distribute minutes to Contractor, Inspector, Construction Manager, all other participants, and those affected by decisions made at meeting, within three (3) working days after meeting. Attendees shall have five (5) working days to submit comments or additions to minutes. Minutes will constitute final memorialization of results of progress meetings.
- B. Progress Meetings shall be attended by Contractor's job superintendent, major subcontractors and suppliers, when requested by Construction Manager or as appropriate, Construction Manager, Design Professional, Inspector and others as appropriate to agenda topics for each meeting.
- C. Agenda will contain the following items as appropriate:
  1. Review of work progress
  2. Status of Construction Schedule, adjustments
  3. Submittals
  4. Delivery schedules
  5. Utility shutdowns, traffic disruptions, and interferences with public scheduled during the subsequent 2 weeks
  6. Quality control
  7. Pending changes
  8. Substitutions
  9. Review of Contractor's safety program activities and results, including report on all serious injury and/or damage accidents
  10. Safety
  11. Other items affecting progress of work
- D. A separate meeting will be held on approximately the 25th of each month to review the schedule update submittal and progress payment application.
  1. At this meeting, at a minimum, the following items will be reviewed:
    - a. percent complete of each activity
    - b. time impact evaluations for Change Orders and Time Extension Request
    - c. actual and anticipated activity sequence changes
    - d. actual and anticipated duration changes
    - e. actual and anticipated contractor delays
  2. These meetings are considered a critical component of overall monthly schedule update submittal and Contractor shall have appropriate personnel attend. At a minimum, these meetings shall be attended by Contractor's General Superintendent and Scheduler.
  3. Contractor shall plan on progress meetings taking no less than four (4) hours.

### **1.5 SPECIAL MEETINGS**

- A. Special meetings may be called by any party by notifying all desired participants, Construction Manager, Design Professional, and Inspector four (4) working days

in advance, giving reason for meeting. Special Meetings may be held without advance notice in emergency situations.

- B. At any time during the progress of the Work, CLPCCD shall have authority to require Contractor to attend conference of any or all of the contractors engaged in the Work or in other work, and notice of such conference shall be duly observed and complied with by Contractor.
- C. Contractor shall schedule and conduct coordination meetings as necessary to discharge coordination responsibilities in the General Conditions. Construction Manager shall be given five (5) days written notice of coordination meetings. Contractors shall maintain minutes of coordination meetings. Attendees shall have five (5) working days to submit comments or additions to minutes. Minutes will constitute final memorialization of results of the meetings.
- D. Pre-installation meetings of manufactures' warranty scope of work, i.e., roofing, water-proofing, curtain wall, etc.
- E. LEED kick-off meeting.

**PART 2 – PRODUCTS**

Not used.

**PART 3 – EXECUTION**

Not used.

**END OF SECTION**

**PART 1 – GENERAL****1.1 SUMMARY**

- A. Scheduling of Work under this Contract shall be performed by Contractor in accordance with requirements of this Section.
  - 1. Development of schedule, cost and manpower loading of the schedule and schedule updates, monthly payment requests and project status reporting requirements of the Contract shall employ computerized Critical Path Method (CPM) scheduling.
  - 2. Submit schedules and reports as specified in General Conditions.
- B. Upon Award of Contract, Contractor shall immediately commence development of Initial and Original CPM Schedules to ensure compliance with CPM schedule submittal requirements.
- C. Related Sections:
  - 1. Section 01 11 00: Summary of Work
  - 2. Section 01 33 00: Submittals

- D. Definitions: The following definitions apply to this section:

**ACTIVITY:** A task, event or other project element on a schedule that contributes to completing the project. Activities have a description, start date, finish date, duration and one or more logic ties.

**BASELINE SCHEDULE:** The initial schedule representing the Contractor's work plan on the first day of the project.

**CRITICAL PATH:** The longest continuous chain of activities for the project that has the least amount of total float of all chains. In general, a delay on the critical path will extend the scheduled completion date.

**CRITICAL PATH METHOD (CPM):** A network based planning technique using activity durations and the relationships between activities to mathematically calculate a schedule for the entire project.

**DATA DATE:** The day after the date through which a schedule is current. Everything occurring earlier than the data date is "as-built" and everything on or after the data date is "planned".

**EARLY COMPLETION TIME:** The difference in time between an early scheduled completion date and the contract completion date.

**FLOAT:** The difference between the earliest and latest start or finish times for an activity.

**MILESTONE:** An event activity that has zero duration and is typically used to represent the beginning or end of a certain stage of the project.

**NARRATIVE REPORT:** A document submitted with each schedule that discusses topics related to project progress and scheduling.

**NEAR CRITICAL PATH:** A chain of activities with total float exceeding that of the critical path but having no more than 14 calendar days of total float.

**SCHEDULED COMPLETION DATE:** The planned project finish date shown on the current accepted schedule.

**SUBSTANTIAL COMPLETION:** The stage in the progress of the work when the work is complete in accordance with the Contract Documents, so that District can occupy or use the work for its intended purpose.

**TIME IMPACT ANALYSIS:** A schedule and narrative report developed specifically to demonstrate what effect a proposed change or delay has on the current scheduled completion date.

**TIME-SCALED NETWORK DIAGRAM:** A graphic depiction of a CPM schedule comprised of activity bars with relationships for each activity represented by arrows. The tail of each arrow connects to the activity bar for the predecessor and points to the successor.

**TOTAL FLOAT:** The amount of time that an activity or chain of activities can be delayed before extending the scheduled completion date.

**UPDATED SCHEDULE:** A current schedule developed from the baseline or subsequent schedule through regular monthly review to incorporate as-built progress and any planned changes.

## 1.2 QUALIFICATIONS

- A. Contractor shall employ experienced scheduling personnel qualified to use the latest version of Primavera Project Planner or Microsoft Project scheduling software. Experience level required is set forth below. Contractor may employ such personnel directly or may employ a consultant for this purpose. After bid opening, the apparent successful low bidder shall provide CLPCCD a written verification that Contractor has the required personnel under its employ or that Contractor will employ the required CPM scheduling consultant.
1. The written statement shall identify individual who will perform CPM scheduling.
  2. Capability and experience shall be verified by description of construction projects on which individual has successfully applied computerized CPM.
  3. Required level of experience shall include at least two projects of similar nature, scope and value not less than three-fourths the Total Bid Price of this Project. The written statement shall provide contact persons for referenced projects with current telephone and address information.
- B. CLPCCD reserves right to approve Contractor's scheduler, or consultant, and right to reject them at any time. CLPCCD also reserves right to refuse replacement of Contractor's scheduler or consultant, if it believes such replacement will negatively affect Contract.

## 1.3 GENERAL

- A. Progress Schedule shall be based on and incorporate milestones and completion dates specified in Contract Documents. Submit to the Owner baseline, monthly updated, and final updated schedules, each consistent in all respects with the time and order of work requirements of the contract. Work must be executed in the sequence indicated on the current accepted schedule. Schedules must show the order in which you propose to execute the work with logical links between time-scaled work activities and calculations made using the critical path method to determine the controlling activities. You are responsible for assuring that all activity sequences are logical and that each schedule shows a coordinated plan for complete performance of the work.
- B. Overall time of completion and time of completion for each milestone shown on Progress Schedule shall adhere to times as stated in Contract Agreement, unless an earlier (advanced) time of completion is requested by Contractor and agreed to by CLPCCD. Any such agreement shall be formalized by a Change Order.
1. CLPCCD is not required to accept an earlier (advanced) schedule, i.e., one that shows early completion dates for the Contract Times.
  2. Contractor shall not be entitled to extra compensation in the event agreement is reached on an earlier (advanced) schedule and Contractor completes its Work, for whatever



reason (excepting approved changes with added time components) beyond completion date shown in earlier (advanced) schedule but within the Contract Times.

3. A schedule showing the work completed in less than the Contract Times, which has been accepted by CLPCCD, shall be considered to have Project Float. The Project Float is the time between the scheduled completion of the work and Contract Substantial Completion. Project Float is a resource available to both CLPCCD and the Contractor.
- C. Float Ownership: Neither CLPCCD nor Contractor owns float. The Project owns the float. As such, liability for delay of the Substantial Completion Date rests with the party whose actions, last in time, actually cause delay to the Substantial Completion Date.
  1. For example, if Party A uses some, but not all of the float and Party B later uses remainder of the float as well as additional time beyond the float, Party B shall be liable for the time that represents a delay to the Substantial Completion Date.
  2. Party A would not be responsible for the time since it did not consume the entire float and additional float remained; therefore, the Substantial Completion Date was unaffected.
- D. Progress Schedule shall be the basis for evaluating job progress, payment requests, and time extension requests associated with the changes. Responsibility for developing Contract CPM schedule and monitoring actual progress as compared to Progress Schedule rests with Contractor.
- E. The Owner's review and acceptance of schedules does not waive any contract requirements and does not relieve Contractor of any obligation or responsibility for submitting complete and accurate information. Correct rejected schedules and resubmit corrected schedules to the Owner within seven (7) days of notification by the Owner, at which time a new review period of seven (7) days will begin.

Errors or omissions on schedules do not relieve Contractor from finishing all work within the time limit specified for completion of the contract. If, after a schedule has been accepted by the Owner, either the Contractor or the Owner discovers that any aspect of the schedule has an error or omission, it must be corrected on the next updated schedule.

- F. Use Microsoft Project for Windows or Primavera P6. Such software shall be compatible with Windows operating system. Contractor shall transmit contract schedule files to CLPCCD on CD-ROM or flash drive at times requested by CLPCCD.
- G. Transmit each item under form approved by CLPCCD.
  1. Identify Project with CLPCCD Contract number and name of Contractor and file by date, project, and update number.
  2. Provide space for Contractor's approval stamp and CLPCCD's review stamps.
  3. Submittals received from sources other than Contractor will be returned to the Contractor without CLPCCD's review.

#### 1.4 INITIAL CRITICAL PATH METHOD (CPM) SCHEDULE

- A. Initial CPM Schedule submitted for review at the pre-construction conference shall serve as Contractor's schedule for up to ninety (90) calendar days after the Notice to Proceed.
- B. Indicate detailed plan for the Work to be completed in first sixty (60) days of the Contract; details of planned mobilization of plant and equipment; sequence of early operations; and procurement of materials and equipment. Show Work beyond sixty (60) calendar days in summary form.
- C. Initial CPM Schedule shall be time-scaled.
- D. Initial CPM Schedule shall be cost and manpower loaded. Accepted cost and manpower-loaded schedule will be used as basis for monthly progress payments until acceptance of the Original

CPM Schedule. Use of Initial CPM Schedule for progress payments shall not exceed sixty (60) calendar days.

- E. CLPCCD and Contractor shall meet to review and discuss the Initial CPM Schedule within seven (7) calendar days after it has been submitted to CLPCCD.
  - 1. CLPCCD's review and comment on the schedule shall be limited to Contract conformance (with sequencing, coordination, and milestone requirements) and accepted CPM principals.
  - 2. Contractor shall make corrections to schedule necessary to comply with Contract requirements and shall adjust schedule to incorporate any missing information requested by CLPCCD. Contractor shall resubmit Initial CPM Schedule if requested by CLPCCD.
- F. If, during the first sixty (60) days after Notice-to-Proceed, the Contractor is of the opinion that any of the Work included on its Initial CPM Schedule has been impacted, the Contractor shall submit to CLPCCD a written Time Impact Evaluation (TIE) in accordance with Article 1.09 of this Section. The TIE shall be based on the most current update of the Initial CPM Schedule.

### 1.5 ORIGINAL CRITICAL PATH METHOD (CPM) SCHEDULE

- A. Submit a detailed proposed Original CPM Schedule presenting an orderly and realistic plan for completion of the Work, in conformance with requirements as specified herein.
- B. The baseline schedule must not extend beyond the number of contract days. The baseline schedule must have a data date of the first working day of the contract and not include any completed work to date. The baseline schedule must not attribute negative float or negative lag to any activity.
- C. Progress Schedule shall include or comply with following requirements:
  - 1. Time scaled, cost and manpower loaded CPM schedule.
  - 2. No activity on schedule shall have duration longer than twenty-one (21) calendar days, with exception of submittal, approval, fabrication and procurement activities, unless otherwise approved by CLPCCD.
    - a. Activity durations shall be total number of actual days required to perform that activity.
    - b. Activity coding capabilities to sort by responsibility, location, phase and CSI division.
  - 3. The start and completion dates of all items of Work, their major components, and milestone completion dates, if any.
  - 4. CLPCCD-furnished materials and equipment, if any, identified as separate activities.
  - 5. Completion of the last activity in the schedule shall be constrained by the contract completion date. Schedule calculations shall result in a negative float when the calculated early finish date of the last activity is later than the contract completion date. The Contractor shall include as the last activity in the project schedule an activity called "Final Completion". The "Final Completion" activity shall have an "LF" constraint date equal to the contract completion date for the project, and with a zero day duration or by using the "project must finish by" date in the scheduling software. The schedule shall have no constrained dates other than those specified in the contract. The use of artificial float constraints such as "zero free float" or "zero total float" are typically prohibited. There shall only be two (2) open ended activities: Start Project (or NTP) with no predecessor logic and Final Completion with no successor logic.
  - 6. Processing/approval of submittals and shop drawings for all Contract-required material and equipment. Activities that are dependent on submittal acceptance or material delivery shall not be scheduled to start earlier than expected acceptance or delivery dates.
    - a. Include time for submittals, resubmittals, and reviews by CLPCCD. Coordinate with

- accepted schedule for submission of shop drawings, samples and other submittals.
- b. Contractor shall be responsible for all impacts resulting from resubmittal of shop drawings and submittals.
7. Procurement of all contract required material and equipment, identified as separate activity.
    - a. Include time for fabrication and delivery of manufactured products for the Work.
    - b. Show dependencies between procurement and construction.
  8. Complete activity description; what Work is to be accomplished and where.
  9. The total cost of performing each activity shall be total of labor, material, equipment, excluding overhead and profit of Contractor. Total overhead and profit of the General Contractor shall be shown on a separate activity in the schedule. Sum of cost for all activities shall equal total Contract value.
  10. Resources required (labor) to perform each activity.
  11. Responsibility code for each activity corresponding to Contractor or Subcontractor responsible for performing the Work.
  12. Identify the activities, which constitute the controlling operations or critical path. No more than twenty-five (25%) of the activities shall be critical or near critical. Near critical is defined as float in the range of one (1) to ten (10) days.
  13. At least twenty-eight (28) calendar days for developing punch list(s), completion of punch list items and final clean-up for the Work or any designated portion thereof. No other activities shall be scheduled during this period.
  14. Interface with the work of other contractors, CLPCCD, and agencies such as, but not limited to, utility companies.
  15. Show detailed Subcontractor Work activities. In addition, furnish copies of Subcontractor schedules upon which CPM was built.
    - a. Also furnish for each Subcontractor, as determined by CLPCCD, submitted on Subcontractor letterhead a statement certifying that Subcontractor concurs with Contractor's Original CPM Schedule and that Subcontractor's related schedules have been incorporated, including activity duration, cost and resource loading.
    - b. Subcontractor schedules shall be independently derived and not a copy of Contractor's schedule.
    - c. In addition to Contractor's schedule and resource loading, obtain from electrical, mechanical and plumbing Subcontractors, and other Subcontractors as required by CLPCCD, productivity calculations common to their trades, such as units per person day, feet of pipe per day per person, feet of wiring per day per person, and similar information.
    - d. Furnish schedule for Contractor/Subcontractor CPM Schedule meetings which shall be held prior to submission of Original CPM Schedule to CLPCCD. CLPCCD shall be permitted to attend scheduled meetings as an observer.
  16. Activity durations shall be in calendar days.
  17. Submit with the schedule a list of anticipated non-Work days, such as weekends and holidays.
- D. Original CPM Schedule Review Meeting: Contractor shall, within thirty (30) calendar days from the Notice to Proceed date, meet with CLPCCD to review the Original CPM Schedule submittal.

1. Contractor shall have its Construction Manager, Project Superintendent, Project Scheduler, and key Subcontractor representatives, as required by CLPCCD, in attendance. The meeting will take place over a continuous one-day period.
2. CLPCCD's review will be limited to submittal's conformance to Contract requirements, including, but not limited to, coordination requirements. However, review may also include:
  - a. Accepted critical path method principles and tenets.
  - b. Clarifications of Contract Requirements.
  - c. Directions to include activities and information missing from submittal.
  - d. Requests to Contractor to clarify its schedule.
3. Within five (5) days of the Schedule Review Meeting, Contractor shall respond in writing to all questions and comments expressed by CLPCCD at the Meeting.

#### **1.6 ADJUSTMENTS TO CRITICAL PATH METHOD (CPM) SCHEDULE**

- A. Adjustments to Original CPM Schedule: Contractor shall have adjusted the Original CPM Schedule submittal to address all review comments from original CPM Schedule review meeting and resubmit network diagrams and reports for CLPCCD's review.
  1. CLPCCD, within fourteen (14) days from date that Contractor submitted the revised schedule, will either:
    - a. accept schedule and cost and resource loaded activities as submitted, or
    - b. advise Contractor in writing to review any part or parts of schedule which either do not meet Contract requirements or are unsatisfactory for CLPCCD to monitor Project's progress, resources and status or evaluate monthly payment request by Contractor.
  2. CLPCCD may accept schedule with conditions that the first monthly CPM schedule update be revised to correct deficiencies identified.
  3. When schedule is accepted, it shall be considered as the "Original CPM Schedule" which will then be immediately updated to reflect the current status of the work.
  4. CLPCCD reserves the right to require Contractor to adjust, add to, or clarify any portion of schedule which may later be discovered to be insufficient for monitoring of Work or approval of partial payment requests. No additional compensation will be provided for such adjustments, additions, or clarifications.
- B. Acceptance of Contractor's schedule by CLPCCD will be based upon schedule's compliance with Contract requirements and accepted CPM principles.
  1. By way of Contractor assigning activity durations and proposing sequence of Work, Contractor agrees to utilize sufficient and necessary management and other resources to perform work in accordance with the schedule.
  2. Upon submittal of schedule update, updated schedule shall be considered "current" CPM schedule.
  3. Submission of Contractor's schedule to CLPCCD shall not relieve Contractor of total responsibility for scheduling, sequencing, and pursuing Work to comply with requirements of Contract Documents, including adverse effects such as delays resulting from ill-timed work.
- C. Submittal of Original CPM Schedule, and subsequent schedule updates, shall be understood to be Contractor's representation that the Schedule meets requirements of Contract Documents and that Work shall be executed in sequence indicated on the schedule.

- D. Contractor shall distribute Original CPM Schedule to Subcontractors for review and written acceptance, which shall be noted on Subcontractors' letterhead to Contractor and transmitted to CLPCCD for the record.

### 1.7 MONTHLY CPM SCHEDULE UPDATE SUBMITTALS

- A. Following acceptance of Contractor's Original CPM Schedule, Contractor shall monitor progress of Work and adjust schedule each month to reflect actual progress and any pre-approved changes to planned activities or logic.
  - 1. Each schedule update submitted shall be complete, including all information requested for the Original CPM Schedule submittal.
  - 2. Each update shall continue to show all work activities including those already completed. These completed activities shall accurately reflect "as built" information by indicating when activities were actually started and completed.
- B. A meeting will be held on approximately the twenty-fifth (25th) of each month to review the schedule update submittal and progress payment application.
  - 1. At this meeting, at a minimum, the following items will be reviewed: Percent complete of each activity; time impact evaluations for Change Orders and Time Extension Request; anticipated activity sequence changes; anticipated duration changes; actual and anticipated contractor delays.
  - 2. These meetings are considered a critical component of overall monthly schedule update submittal and Contractor shall have appropriate personnel attend. At a minimum, these meetings shall be attended by Contractor's General Superintendent and Scheduler.
  - 3. Contractor shall plan on the meeting taking no less than four (4) hours.
- C. Within seven (7) calendar days after monthly schedule update meeting, Contractor shall submit the updated CPM Schedule update.
- D. Within seven (7) calendar days of receipt of above noted revised submittals, CLPCCD will either accept or reject monthly schedule update submittal.
  - 1. If accepted, percent complete shown in monthly update will be basis for Application for Payment by the Contractor. The schedule update shall be submitted as part of the Contractor's Application for Payment.
  - 2. If rejected, update shall be corrected and resubmitted by Contractor before the Application for Payment is submitted.
- E. Updating, changing or revising of any report, curve, schedule or narrative submitted to CLPCCD by Contractor under this Contract, nor CLPCCD's review or acceptance of any such report, curve, schedule or narrative shall not have the effect of amending or modifying, in any way, the Contract Substantial Completion date or milestone dates or of modifying or limiting, in any way, Contractor's obligations under this Contract.
- F. Final Updated Schedule. Submit final updated, as-built schedule with actual start and finish dates for the activities, within 30 days after completion of contract work. Provide a written certificate with this submittal signed by your Project Manager or an officer of the company stating, "To my knowledge and belief, the enclosed final update schedule reflects that actual start date and finish dates of the actual activities for the project contained herein". An officer of the company may delegate in writing the authority to sign the certificate to a responsible manager.

### 1.8 SCHEDULE REVISIONS

- A. Updating the Schedule to reflect actual progress shall not be considered revisions to the Schedule. Since scheduling is a dynamic process, revisions to activity durations and sequences are expected on a monthly basis.

- B. To reflect revisions to the schedule, the Contractor shall provide CLPCCD with a written narrative with a full description and reasons for each Work activity revised. For revisions affecting the sequence of work, the Contractor shall provide a schedule diagram which compares the original sequence to the revised sequence of work. The Contractor shall provide the written narrative and schedule diagram for revisions two (2) working days in advance of the monthly schedule update meeting.
- C. Schedule revisions shall not be incorporated into any schedule update until the revisions have been reviewed by CLPCCD. CLPCCD may request further information and justification for schedule revisions and Contractor shall, within three (3) days, provide CLPCCD with a complete written narrative response to CLPCCD's request.
- D. If the Contractor's revision is still not accepted by CLPCCD, and the Contractor disagrees with CLPCCD's position, the Contractor has seven (7) calendar days from receipt of CLPCCD's letter rejecting the revision, to provide a written narrative providing full justification and explanation for the revision. The Contractor's failure to respond in writing within seven (7) calendar days of CLPCCD's written rejection of a schedule revision shall be contractually interpreted as acceptance of CLPCCD's position, and the Contractor waives its rights to subsequently dispute or file a claim regarding CLPCCD's position.
- E. At CLPCCD's discretion, the Contractor can be required to provide subcontractor certifications of performance regarding proposed schedule revisions affecting said subcontractors.

### 1.9 RECOVERY SCHEDULE

- A. If the Schedule Update shows a substantial completion date fourteen (14) calendar days beyond the Contract Substantial Completion date, or individual milestone completion dates, the Contractor shall submit to CLPCCD the proposed revisions to recover the lost time within seven (7) calendar days. As part of this submittal, the Contractor shall provide a written narrative for each revision made to recapture the lost time. If the revisions include sequence changes, the Contractor shall provide a schedule diagram comparing the original sequence to the revised sequence of work.
- B. The revisions shall not be incorporated into any schedule update until the revisions have been reviewed by CLPCCD.
- C. If the Contractor's revisions are not accepted by CLPCCD, CLPCCD and the Contractor shall follow the procedures in paragraph 1.08.C, 1.08.D and 1.08.E above.
- D. At CLPCCD's discretion, the Contractor can be required to provide subcontractor certifications for revisions affecting said subcontractors.

### 1.10 TIME IMPACTS ANALYSIS (TIA) FOR CHANGE ORDERS, AND OTHER DELAYS

- A. Time Impact Analysis (TIA). Submit a written TIA to the Owner with each request for adjustment of contract time, or when the Contractor or the Owner considers that an approved or anticipated change may impact the critical path or contract progress.  
The TIA must illustrate the impacts of each change or delay on the current scheduled completion date or internal milestone, as appropriate. The analysis must use the accepted schedule that has a data date closest to and before the event. If the Owner determines that the accepted schedule used does not appropriately represent the conditions before the event, the accepted schedule must be updated to the day before the event being analyzed. The TIA must include an impact schedule developed from incorporating the event into the accepted schedule by adding or deleting activities, or by changing durations or logic of existing activities. If the impact schedule shows that incorporating the event modifies the critical path and scheduled completion date of the accepted schedule, the difference between scheduled completion dates of the two schedules must be equal to the adjustment of contract time. The Owner may construct and use an appropriate project schedule or other recognized method to determine adjustments in contract time until the Contractor provide the TIA.

- B. Contractor shall be required to comply with the requirements of Paragraph 1.09.A for all types of delays such as, but not limited to, Contractor/Subcontractor delays, adverse weather delays, strikes, procurement delays, fabrication delays, etc.
- C. Contractor shall be responsible for all costs associated with the preparation of Time Impact Evaluations, and the process of incorporating them into the current schedule update. The Contractor shall provide CLPCCD with 4 copies of each TIE.
- D. Once agreement has been reached on a TIA, the Contract Times will be adjusted accordingly. If agreement is not reached on a TIE, the Contract Times may be extended in an amount CLPCCD allows, and the Contractor may submit a claim for additional time claimed by Contractor.

### 1.11 TIME EXTENSIONS

- A. The Contractor is responsible for requesting time extensions for time impacts that, in the opinion of the Contractor, impact the critical path of the current schedule update. Notice of time impacts shall be given in accord with Articles 1.12 and 1.15 of Contract Document General Conditions.
- B. Where an event for which CLPCCD is responsible impacts the projected Substantial Completion date, the Contractor shall provide a written mitigation plan, including a schedule diagram, which explains how (e.g., increase crew size, overtime, etc.) the impact can be mitigated. The Contractor shall also include a detailed cost breakdown of the labor; equipment and material the Contractor would expend to mitigate CLPCCD caused time impact. The Contractor shall submit its mitigation plan to CLPCCD within fourteen (14) calendar days from the date of discovery of said impact. The Contractor is responsible for the cost to prepare the mitigation plan.
- C. Failure to request time, provides TIE, or provides the required mitigation plan will result in Contractor waiving its right to a time extension and cost to mitigate the delay.
- D. No time will be granted under this Contract for cumulative effect of changes.
- E. CLPCCD will not be obligated to consider any time extension request unless requirements of Contract Documents are complied with.
- F. Failure of the Contractor to perform in accordance with the current schedule update shall not be excused by submittal of time extension requests.
- G. If the Contractor does not submit a TIE within the required fourteen (14) calendar days for any issue, it is mutually agreed that the Contractor does not require a time extension for said issue.

### 1.12 SCHEDULE REPORTS

- A. Submit four (4) copies of the following reports with the Initial CPM Schedule, the Original CPM Schedule, and each monthly update.
- B. Required Reports:
  - 1. Two (2) activity-listing reports: one sorted by activity number and one by total float. These reports shall also include each activity's early/late and actual start and finish dates, original and remaining duration, float, responsibility code and the logic relationship of activities.
  - 2. Cost report sorted by activity number including each activity's associated cost, percentage of Work accomplished, earned value to-date, previous payments and amount earned for current update period.
  - 3. Schedule plots presenting time scaled network diagram showing activities and their relationships with the controlling operations or critical path clearly highlighted.
  - 4. Cash flow report calculated by early start, late start and indicating actual progress. Provide an exhibit depicting this information in graphic form.
- C. Furnish CLPCCD with report files in CD ROM and containing all Microsoft Project .mpp or Primavera .xer schedule files along with report files.

**1.13 PROJECT STATUS REPORTING**

- A. In addition to submittal requirements for CPM scheduling identified in this Section, Contractor shall provide a monthly project status report (i.e., written narrative report) to be submitted in conjunction with each CPM Schedule as specified herein. Status reporting shall be in form specified below.
- B. Contractor shall prepare monthly written narrative reports of status of Project for submission to CLPCCD. Written status reports shall include:
  - 1. Transmittal letter
  - 2. Work completed during the period, percent complete of activities
  - 3. Identification of unusual conditions or restrictions regarding labor, equipment or material: including multiple shifts, 6-day work weeks, specified overtime or work at times other than regular days or hours
  - 4. Description of the current critical path
  - 5. Changes to the critical path and scheduled completion date since the last schedule submittal
  - 6. Description of problem areas
  - 7. Current and anticipated delays:
    - 7.1 Cause of delay
    - 7.2 Impact of delay on other activities, milestones and completion dates
    - 7.3 Corrective action and schedule adjustments to correct the delay
  - 8. Contractor may include any other information pertinent to status of Project. Contractor shall include additional status information requested by CLPCCD at no additional cost.
  - 9. Status reports, and the information contained therein, shall not be construed by the Contractor as claims, notice of claims, notice of delay, or requests for changes or compensation.

**1.14 WEEKLY SCHEDULE REPORT**

At the Weekly Progress Meeting, the Contractor shall provide and present a time scaled four (4) week schedule one (1) week behind and three (3) week look ahead schedule that is based and correlated by activity number to the current schedule (i.e., Initial, Original CPM, or Schedule Update).

**1.15 DAILY CONSTRUCTION REPORTS**

On a daily basis, Contractor shall submit a daily activity report to CLPCCD for each workday, including weekends and holidays, when worked. Contractor shall develop the daily construction reports on a computer generated database capable of sorting daily Work, manpower and man-hours by Contractor, Subcontractor, area, sub area, and change order work. Upon request of CLPCCD, furnish computer disk of this database. Obtain CLPCCD's written approval of daily construction report database format prior to implementation. Include in report:

- A. Project name and Project number.
- B. Contractor's name and address.
- C. Weather, temperature and any unusual site conditions.
- D. Brief description and location of the day's scheduled activities and any special problems and accidents, including Work of Subcontractors. Descriptions shall be referenced to CPM scheduled activities.
- E. Worker quantities for its own Work force and for Subcontractors of any tier.
- F. Equipment, other than hand tools, utilized by Contractor and Subcontractors.



**1.16 PERIODIC VERIFIED REPORTS**

The Contractor shall complete and submit the Final Verified Report required by DSA. In addition to other conditions precedent to Final Payment, the Contractor's completion and submission of the Final Verified Report is an express condition precedent to the District's obligation to make the Final Payment. In addition to completion and submission of the Final Verified Report, as a material obligation under the Contract Documents, the Contractor shall comply all DSA requests for reports or other data relating to the Work, the status thereof or conformity of the Work to the Contract Documents.

**PART 2 – PRODUCTS**

Not applicable to this section.

**PART 3 – EXECUTION**

Not applicable to this section.

**END OF SECTION**

**PART 1 - GENERAL****1.1 RELATED DOCUMENTS**

- A. Drawings and general provisions of the Contract, including General and Supplementary Conditions and Division 1 Specification Sections, apply to this Section.

**1.2 SUMMARY**

- A. This Section includes administrative and procedural requirements for submitting Shop Drawings, Product Data, Samples, and other submittals including:
  1. Procedures
  2. Schedule of Shop Drawing and Sample Submittals
  3. Safety Plan
  4. Progress Schedule
  5. Product Data
  6. Shop Drawings
  7. Samples
  8. Quality Control Submittals
  9. Design Data
  10. Test Reports
  11. Certificates
  12. Manufacturers' Instructions
  13. Machine Inventory Sheets Operations and Maintenance Manuals Computer Programs
  14. Project Record Documents
  15. LEED Submittals

**1.3 RELATED SECTIONS**

- A. Section 01 11 00: Summary of Work.
- B. Section 01 26 00: Contract Modification Procedures.
- C. Section 01 32 00: "Progress Schedules and Reports" for submitting schedules and reports, including Contractor's Construction Schedule and the Submittals Schedule.
- D. Section 01 70 00: Contract Closeout
- E. Section 01 78 00: Project Record Documents.

**1.4 DEFINITIONS**

- A. Action Submittals: Written and graphic information that requires Architect's responsive action.
- B. Informational Submittals: Written information that does not require Architect's responsive action. Submittals may be rejected for not complying with requirements.

## 1.5 SUBMITTAL PROCEDURES

- A. General: Electronic copies of CAD Drawings of the Contract Drawings are always through Architect for Contractor's use in preparing submittals. Files are used as background use only.
- B. Coordination: Coordinate preparation and processing of submittals with performance of construction activities.
  - 1. Coordinate each submittal with fabrication, purchasing, testing, delivery, other submittals, and related activities that require sequential activity.
  - 2. Coordinate transmittal of different types of submittals for related parts of the Work so processing will not be delayed because of need to review submittals concurrently for coordination.
    - a. Architect reserves the right to withhold action on a submittal requiring coordination with other submittals until related submittals are received.
- C. Submittals Schedule: Comply with requirements in Division 1 Section "Construction Progress Documentation" for list of submittals and time requirements for scheduled performance of related construction activities.
- D. Processing Time: Allow enough time for submittal review, including time for resubmittals, as follows. Time for review shall commence on Construction Manager's receipt of submittal. No extension of the Contract Time will be authorized because of failure to transmit submittals enough in advance of the Work to permit processing, including resubmittals.
  - 1. Initial Review: Allow 15 workdays for initial review of each submittal. Allow additional time if coordination with subsequent submittals is required. Construction Manager will advise Contractor when a submittal being processed must be delayed for coordination.
  - 2. Sequential Review: Where sequential review of submittals by Design Professional's consultants, Owner, or other parties is indicated, allow 21 days for initial review of each submittal.
- E. Submit at own expense, a minimum of two (2) printed sets or copies and one (1) electronic PDF set- Schedule of Shop Drawing and Sample Submittals, Safety Plans, Progress Schedule, Product Data, Shop Drawings, Samples, Quality Control Data, Machine Inventory Sheets, Operations and Maintenance Manuals, Computer Programs, and Project Record Documents required by the Contract Documents.
- F. Transmit each item with a standard letter of transmittal in form approved by Construction Manager.
- G. Identify project, Contractor, subcontractor, major supplier, pertinent drawing sheet and detail number, and specification section number as appropriate. Provide space for Contractor, Construction Manager and Architect/Engineer review stamps.
- H. Where manufacturer's standard drawings or data sheets are used, they shall be marked clearly to show those portions of the data, which are applicable to this project.
- I. Submit Shop Drawings, Samples and other submittals to Construction Manager for review and approval by Architect/Engineer in accordance with accepted schedule of Shop Drawings and Samples submittals. If no such schedule is agreed upon, then all Shop Drawing, Samples and product data submittals shall be completed within ninety (90) days after receipt of Notice to Proceed from CLPCCD.
- J. The data shown on the Shop Drawings shall be complete with respect to quantities, dimensions, specified performance and design criteria, materials and similar data to show Design Professional the materials and equipment Contractor proposes to provide and to enable Design Professional to review the information for the limited purposes specified below. Samples shall be identified clearly as to material, supplier, pertinent data such as catalog numbers and the use for

which it is intended and otherwise as Design Professional may require enabling Design Professional to review the submittal. The number of each Sample to be submitted will be as specified in the Specifications.

- K. At the time of each submission, Contractor shall give Construction Manager, Design professional, and Inspector specific written notice of all variations, if any; that the Shop Drawing or Sample submitted may have from the requirements of the Contract Documents, and the reasons therefore. This written notice shall be in a written communication separate from the submittal. In addition, Contractor shall cause a specific notation to be made on each Shop Drawing and Sample submitted to Construction Manager for review and approval of each such variation by Design Professional. The Design Professional may make adjustments to submittals that may result in changes to the contract. The appropriate change order request should be prepared by the Contractor within ten (10) days of receipt of submittals.
- L. If CLPCCD accepts deviation, CLPCCD shall issue appropriate Contract Modification.
- M. Submittal coordination and verification is responsibility of Contractor; this responsibility shall not be delegated in whole or in part to subcontractors or suppliers. Before submitting each Shop Drawing or Sample, Contractor shall have determined and verified:
  - 1. All field measurements, quantities, dimensions, specified performance criteria, installation requirements, materials, catalog numbers and similar information with respect thereto;
  - 2. All materials with respect to intended use, fabrication, shipping, handling, storage, assembly and installation pertaining to the performance of the Work; and
  - 3. All information relative to Contractor's sole responsibilities and of means, methods, techniques, sequences and procedures of construction and safety precautions and programs incident thereto.
- N. Contractor shall also have reviewed and coordinated each Shop Drawing or Sample with other Shop Drawings and Samples and with the requirements of the Work and the Contract Documents.
- O. Contractor's submission to Construction Manager of a Shop Drawing or Sample submittal will constitute Contractor's representation that it has satisfied its obligations under the Contract Documents, and as set forth immediately above, with respect to Contractor's review and approval of that submittal.
- P. Designation of work "by others", if shown in submittals, shall mean that work will be responsibility of Contractor rather than subcontractor or supplier who has prepared submittals.
- Q. After review by Design Professional of each of Contractor's submittals, one electronic set will be returned to Contractor with actions defined as follows:
  - 1. NO ACTION TAKEN – Submittal is unreviewed.
  - 2. NO EXCEPTIONS TAKEN - Accepted subject to its compatibility with future submittals and additional partial submittals for portions of the work not covered in this submittal. Does not constitute approval or deletion of specified or required items not shown on the submittal.
  - 3. MAKE CORRECTIONS NOTED (NO RESUBMISSIONS REQUIRED) - Same as 2. above, except that minor corrections as noted shall be made by Contractor.
  - 4. REVISE AND RESUBMIT - Rejected because of major inconsistencies or errors which shall be resolved or corrected by Contractor prior to subsequent review by Architect/Engineer.
  - 5. REJECTED (RESUBMIT) - Submitted material does not conform to Plans and Specifications in major respect, i.e.: wrong size, model, capacity, or material.
- R. It is considered reasonable that Contractor shall make a complete and acceptable submittal at least by second submission.

1. CLPCCD reserves the right to deduct monies from payments due Contractor to cover additional costs of Design Professional's review beyond the second submission. Illegible submittals will be rejected and returned to Contractor for resubmission.
- S. Favorable review will not constitute acceptance by CLPCCD or Design Professional of any responsibility for the accuracy, coordination and completeness of the submittals. Accuracy, coordination, and completeness of Submittals shall be sole responsibility of Contractor, including responsibility to back check comments, corrections, and modifications from CLPCCD's or Design Professional's review before fabrications. Submittals may be prepared by Contractor, subcontractors, or suppliers, but Contractor shall ascertain that submittals meet requirements of Contract Documents, while conforming to structural space and access conditions at point of installation. Design Professional's review will be only to determine if the items covered by the submittals will, after installation or incorporation in the Work, conform to the information given in the Contract Documents and be compatible with the design concept of the completed Project as a functioning whole as indicated by the Contract Documents. Favorable review of submittal, method of work, or information regarding materials and equipment Contractor proposes to furnish shall not relieve Contractor of responsibility for errors therein and shall not be regarded as assumption of risks or liability by Design Professional or CLPCCD, or any officer or employee thereof, and Contractor shall have no claim under Contract on account of failure or partial failure or inefficiency or insufficiency of any plan or method of work or material and equipment so accepted. Favorable review shall be considered to mean merely that Architect/Engineer or CLPCCD has no objection to Contractor using, upon his own full responsibility, plan or method of work proposed, or furnishing materials and equipment proposed.
- T. Design Professional's review will not extend the means, methods, techniques, sequences or procedures of construction or to safety precautions or programs incident thereto. The review and approval of a separate item as such will not indicate approval of the assembly in which the item functions.
- U. Submit complete initial submittal for those items where required by individual specification Sections. Complete submittal shall contain sufficient data to demonstrate that items comply with Specifications, shall meet minimum requirements for submissions cited in technical specifications, shall include motor data and seismic anchorage certifications, where required, and shall include necessary revisions required for equipment other than first named. If Contractor submits incomplete initial submittal, when complete submittal is required, submittal may be returned to Contractor without review.
- V. It shall be Contractor's responsibility to copy, conform and distribute reviewed submittals in sufficient numbers for Contractor's files, subcontractors and vendors.
- W. After Design Professional review of submittal, revise and resubmit as required. Identify changes made since previous submittal.
  1. Begin no fabrication or work, which require submittals until return of submittals not requiring resubmittal.
  2. Normally, submittals will be processed and returned to Construction Manager within fifteen (15) working days of receipt by Architect. The processing time spent to review submittals by Construction Manager shall be in addition to the fifteen (15) days.
  3. Distribute copies of reviewed submittals to concerned persons. Instruct recipients to promptly report any inability to comply with provisions.

#### **1.6 SCHEDULE OF SHOP DRAWING, DSA DEFERRED APPROVAL SUBMITTALS AND SAMPLE SUBMITTALS**

- A. Submit preliminary Schedule of Shop Drawing and Sample Submittals as required by General Conditions. Submit two (2) copies and one (1) electronic PDF of final and accepted schedule of submittals of shop drawings and samples as required by General Conditions, and in no event later than thirty (30) days following Notice of Award.

- B. Schedule of Shop Drawing and Sample Submittals will be used by Design Professional to schedule their activities relating to review of submittals. Schedule of submittals shall indicate a spreading out of submittals and early submittals of long lead-time items and of items, which require extensive review.
- C. Schedule of Shop Drawing and Sample Submittals shall be reviewed by Construction Manager and shall be revised and resubmitted until accepted by Construction Manager.
- D. DSA Deferred Approval Submittals shall be prepared for review by the Design Professional within 30 days of receipt of Notice to Proceed. Contractor shall promptly make corrections to documents for Design Professional to submit to DSA for approval. Contractor shall have the sole responsibility for obtaining DSA approval via the Design Professional's office for all deferred approval submittals in a timely manner. There will be no time extensions granted for delay in obtaining such approval.

## **1.7 SAFETY PLAN**

- A. Submit one (1) copies and one (1) electronic PDF of Safety Plan specific to this Contract to Construction Manager within fifteen (15) calendar days after Start Date of the Contract Time.
- B. No on-site work shall be started until Safety Plan has been reviewed and accepted by CLPCCD. Acceptance of Safety Plan shall not affect Contractor's responsibility for maintaining a safe working place and instituting safety programs in connection with project in full compliance with local, state and federal regulations.

## **1.8 PROGRESS SCHEDULE**

- A. Schedule all items requiring Design Professional action for submission during first 25 percent of construction period.
- B. See Section 01 32 00 "Progress Schedules and Reports" for schedule and report requirements.
- C. Submit (3) print copies, one (1) electronic report file in PDF format, and either Microsoft Project .mpp or Primavera .xer schedule program files:
  - 1. Initial CPM Schedule at the Pre-construction Conference.
  - 2. Original CPM Schedule within thirty (30) days of Notice to Proceed (NTP).
  - 3. Adjustments to the CPM Schedule as required.
  - 4. CPM Schedule updates monthly, five (5) days prior to monthly progress meeting.
- D. Submit three (3) copies and one (1) electronic PDF copy of the reports listed in Section 01 32 00 "Progress Schedules and Reports" with:
  - 1. Initial CPM Schedule
  - 2. Original CPM Schedule
  - 3. Each monthly Schedule update
  - 4. Each weekly three (3) week look ahead Schedule
- E. Progress Schedules and Reports shall be submitted electronically, in addition to hard copies as specified above.

## **1.9 QUALITY CONTROL SUBMITTALS**

- A. Design Data: Not applicable.
- B. Test Reports: Three (3) copies minimum. One (1) copy will be marked with Architect's/Engineer's review comments and returned to Contractor.

1. Indicate that material or product conforms to or exceeds specified requirements.
  2. Reports may be from recent or previous tests on material or product, but must be acceptable to Construction Manager. Comply with requirements of each individual specification Section.
- C. Certificates: Three (3) copies minimum. One (1) copy will be marked with Architect's/Engineer's review comments and returned to Contractor.
1. Indicate that material or product conforms to or exceeds specified requirements.
  2. Submit supporting reference data, affidavits, and certifications as appropriate.
  3. Certificates may be recent or from previous test results on material or product, but must be acceptable to Construction Manager.
- D. Manufacturers' Instructions: Three (3) copies minimum. One (1) copy will be marked with Architect's/Engineer's review comments and returned to Contractor.
1. Include manufacturer's printed instructions for delivery, storage, assembly, installation, startup, adjusting, and finishing.
  2. Identify conflicts between manufacturer's instructions and Contract Documents.

#### **1.10 COMPUTER PROGRAMS**

- A. When any equipment requires operation by computer programs, submit copy of program on CD(s) plus all user manuals and guides for operating the programs and making changes in the programs for upgrading and expanding the databases. Provide required licenses to CLPCCD at no additional cost.
1. Include at least three (3) years prepaid software license renewals, which includes software upgrades and updates.

#### **1.11 PROJECT RECORD DOCUMENTS**

- A. Submit one copy of each of the Project Record Documents listed in Section 01 70 00 Contract Closeout.

#### **1.12 DELAY OF SUBMITTALS**

- A. Delay of submittals by Contractor is considered avoidable delay. Liquidated damages incurred because of late submittals will be assessed to the Contractor.

## **PART 2 - PRODUCTS**

### **2.1 SUBMITTALS**

- A. Within fifteen (15) calendar days after Start Date of the Contract Time submit two (2) copies and one (1) electronic PDF of complete list of substitutions of major products proposed for use, with name of manufacturer, trade name, and model number of each product.
- B. Contractor shall be responsible for and make all submissions.
1. Submit items specified herein to Architect and Construction Manager.
  2. Submit all submittals through the Construction Manager's Electronic Submittal Program.
  3. Identify each transmittal using the 6-digit specification number, i.e., metal handrails might be numbered 05 5000, along with an individual submittal number for each section number. Submittal numbers shall be sequential. If returning submittal "12" for re-submission, second submission would be identified as "12A". Should submittal be

- rejected multiple times (12b, 12c, etc), the Contractor may be required to reimburse the Owner/Architect for labor to review subsequent submissions.
4. Develop, for maintenance by the Construction Manager, a schedule of all submittals and their status. Refer to Paragraph 1.3 below. The schedule will be reviewed each week at the project meeting.
- C. Transmittals, shop drawings, or samples submitted to Architect shall have the Contractor's stamp on it with his signature and be marked "approved." Contractor's stamp on these items indicates that Contractor has performed the following:
1. Verified field dimensions and quantities.
  2. Verified field construction criteria, materials, catalog numbers and similar data.
  3. Reviewed and coordinated submittal data with requirements of the Work and the Contract Documents.
  4. ITEMS NOT STAMPED BY THE CONTRACTOR WILL BE RETURNED UNREVIEWED.
- D. Indicate any item, component, material or portion of Work, which deviates from Contract Documents. Unless such departures are accepted as indicated in paragraph "Review" below, such departures will not be permitted.
- E. Make submittals sufficiently in advance of data required to allow Architect reasonable time for review and additional resubmission and review cycles if necessary.
1. Items submitted without Contractor's review stamp will be returned, without action, for resubmission.
  2. Items not submitted in accordance with provisions of this Section will be returned, without action, for resubmission.
  3. Submissions on items not approved for use by specifications or addenda will be rejected.
  4. Drawings transmitted by other than the Prime Contractor will be returned to the Prime Contractor without action of any kind. Drawings will not be returned to subcontractors.

## **2.2 SUBMITTALS – PRODUCT DATA**

- A. For products specified only by reference standards, give manufacturer, trade name, model or catalog designation, and reference standards.
- B. Tabulate products by specification section number.
- C. Supplemental Data:
  1. Submit number of copies, which Contractor requires, plus three (3) copies, which will be retained by Construction Manager.
  2. Mark each copy to identify applicable products, models, options, and other data. Supplement manufacturer's standard data to provide information unique to Project.
- D. Provide copies for Project Record Documents described in Section 01 70 00 Contract Closeout.

## **2.3 SUBMITTALS - SHOP DRAWINGS**

- A. Identify drawings with manufacturer, item, use, type, project designation, specification section or drawing detail reference.
- B. Minimum Sheet Size: 8-1/2 inches by 11 inches. All others: Multiples of 8-1/2 inches by 11 inches, 34 inches by 44 inches maximum.
- C. For 8-1/2 inch by 11 inch and 11 inch by 17-inch sheets, submit number of copies, which contractor requires plus three (3) copies, which will be retained by Construction Manager.



- D. For 17 inch by 22 inch through 34 inch by 44-inch sheets, submit one [1] electronic and a minimum of three [3] prints. After review, reproduce and distribute.
- E. Original sheet or reproducible transparency will be marked with Architect's/Engineer's review comments and returned to Contractor.
- F. Each sheet/copy must include project name and project number and bid number on all sheets.
- G. Mark each copy to identify applicable Products, models, options, and other data; supplement manufacturers' standard data to provide information unique to Work.
- H. Include manufacturers' installation instructions when required by specification section.
- I. Submit a copy of the Shop Drawing Transmittal Form with each submittal and resubmittal.

## **2.4 SUBMITTALS - SAMPLES**

- A. Identify samples with manufacturer's name, item, use, type, project designation, specification section or drawing detail reference, color, range, texture, finish and other pertinent data.
  - 1. Submit samples to illustrate functional and aesthetic characteristics of Product, with integral parts and attachment devices. Coordinate submittal of different categories for interfacing work.
- B. Submit full range of manufacturers' standard colors, textures, and patterns for Construction Manager's selection.
- C. Submit a minimum of three (3) samples unless otherwise specified in the construction documents.
- D. Sizes: Unless otherwise specified, provide the following:
  - 1. Paint Chips: Manufacturers' standard
  - 2. Flat or Sheet Products: Minimum 6 inches square, maximum 12 inches square
  - 3. Linear Products: Minimum 6 inches, maximum 12 inches long
  - 4. Bulk Products: Minimum 1 pint, maximum 1 gallon
- E. Full size samples may be used in Work upon approval.
- F. Mock-ups:
  - 1. Erect field samples and mock-ups at Project site in accordance with requirements of Specification sections.
  - 2. Modify or make additional field samples and mock-ups as required to provide appearance and finishes approved by Construction Manager.
  - 3. Approved field samples and mock-ups may be used in Work upon approval.
- G. Design Professional may, at his option, retain samples for comparison purposes until completion of Work.
  - 1. Samples will be returned or may be used in the Work unless the technical section specifically indicates otherwise.
  - 2. Remove samples when directed.
  - 3. Pay all costs of furnishing or constructing, and removing samples.
- H. Resubmit samples of rejected items.

- I. Performance and Design Criteria: Where professional design services or certifications by a design professional are specifically required of Contractor by the Contract Documents, provide products and systems complying with specific performance and design criteria indicated.
  - 1. If criteria indicated are not sufficient to perform services or certification required, submit a written request for additional information to Architect.
- J. Delegated-Design Submittal: In addition to Shop Drawings, Product Data, and other required submittals, submit three copies of a statement, signed and sealed by the responsible design professional, for each product and system specifically assigned to Contractor to be designed or certified by a design professional.
  - 1. Indicate that products and systems comply with performance and design criteria in the Contract Documents. Include list of codes, loads, and other factors used in performing these services.

## **PART 3 - EXECUTION**

### **3.1 CONTRACTOR'S REVIEW**

- A. Review each submittal and check for coordination with other Work of the Contract and for compliance with the Contract Documents. Note corrections and field dimensions. Mark with approval stamp before submitting to Design Professional and Construction Manager.
- B. Approval Stamp: Stamp each submittal with a uniform, approval stamp. Include Project name and location, submittal number, Specification Section title and number, name of reviewer, date of Contractor's approval, and statement certifying that submittal has been reviewed, checked, and approved for compliance with the Contract Documents.

### **3.2 DESIGN PROFESSIONAL REVIEW**

- A. General: Design Professional and Construction Manager will not review submittals that do not bear Contractor's approval stamp and will return them without action.
- B. Action Submittals: Design Professional and Construction Manager will review each submittal, make marks to indicate corrections or modifications required, and return it. Design Professional and Construction Manager will stamp each submittal with an action stamp and will mark stamp appropriately to indicate action taken.
- C. Reproduce and distribute submittals that the Design Professional reviews and stamps as follows, to indicate the action taken:
  - 1. Reviewed: Where submittal is marked "Reviewed," that part of the Work covered by the submittal may proceed provided it complies with requirements of the Contract Documents; final acceptance will depend upon that compliance.
  - 2. Reviewed -- Additional Information Required: Where submittal is marked "Reviewed -- Additional Information Required," the information submitted has been reviewed and approved as noted. However, additional information as noted and/or required by Contract Documents needs to be submitted.
  - 3. Make Corrections As Noted: When submittal is marked "Furnish As Corrected," that part of the Work covered by the submittal may proceed provided it complies with notations or corrections on the submittal and requirements of the Contract Documents; final acceptance will depend on that compliance.
  - 4. Submit Specified Item: When submittal is marked "Revise and Resubmit," do not proceed with that part of the Work covered by the submittal, including purchasing, fabrication, delivery, or other activity. Revise or prepare a new submittal in accordance with the notations; resubmit without delay. Repeat if necessary to obtain a different action mark.

- a. Do not permit submittals marked "Revise and Resubmit" to be used at the Project site, or elsewhere where Work is in progress.
- 5. Rejected: When submittal is marked "Rejected," information submitted is not in compliance with Contract Documents. Resubmit submittal as required by Contract Documents.
  
- D. Contractor shall retain 1 copy of each "Reviewed," "Reviewed -- Additional Information Required" or "Furnish as Corrected" submittal on file at the job site.
  
- E. Design Professional shall retain 1 copy of each "Reviewed," "Reviewed -- Additional Information Required" or "Furnish as Corrected" submittal in the project file.
  
- F. Contractor shall resubmit items stamped "Revise and Resubmit" or "Rejected" by Design Professional.
  - 1. Provide a print of previous drawing with resubmission for comparison.
  - 2. Add letter suffix to previous transmittal number, to indicate resubmission.
  - 3. It shall be the Contractor's responsibility to assure that previously approved documents are destroyed when they are superseded by a resubmittal.
  
- G. Architect review is general and does not:
  - 1. Permit departure from Contract Documents.
  - 2. Relieve Contractor from responsibility for errors in detail, in dimensions or related items.
  - 3. Approve departure from previous instructions or details.
  - 4. Relieve Contractor of the responsibility to provide all components, wiring, etc., required to make item operable or usable.
  - 5. Imply acceptance of items for which no data is submitted.
  
- H. For items constituting a departure from Contract Documents see Section 01 2500.
  
- I. Reviewed samples submitted or constructed and approved by Design Professional constitute criterion for judging completed work. Finish work or items not equal to samples will be rejected.
  
- J. Start of work which requires submittals, prior to return of submittals with Design Professional or Owner's stamp indicating review and approval is at Contractor's risk.

### **3.3 DISTRIBUTION**

- A. Contractor shall copy and distribute all "Reviewed," "Reviewed -- Additional Information Required" or "Furnish as Corrected" submittals, including one copy to the Owner.

**- END OF SECTION -**

**PART 1 – GENERAL****1.1 SUMMARY**

This section includes regulatory requirements applicable to Contract.

**1.2 REFERENCES TO REGULATORY REQUIREMENTS**

- A. Codes, laws, ordinances, rules and regulations referred to shall have full force and effect as though printed in full in these specifications.
- B. Conform to referenced codes, laws, ordinances, rules and regulations, which are in effect on date of receipt of bids.

**1.3 CODES**

Codes, which apply to Contract, include, but are not limited to, the following:

- A. 2016 California Building Code (Part 2, Title 24, C.C.R.)
- B. 2016 California Electrical Code (Part 3, Title 24, C.C.R.)
- C. 2016 California Mechanical Code (Part 4, Title 24, C.C.R.)
- D. 2016 California Plumbing Code (Part 5, Title 24, C.C.R.),
- E. 2016 State Elevator Safety Regulations (Part 7, Title 24, C.C.R.)
- F. 2016 California Fire Code (Part 9, Title 24, C.C.R.)
- G. 2016 California Energy Code (Part 6, Title 24, C.C.R.)

**1.4 LAWS, ORDINANCES, RULES AND REGULATIONS**

- A. During prosecution of Work to be done under Contract, comply with applicable laws, ordinances, rules and regulations, including, but not limited to, the following:
- B. Federal
  - 1. Americans With Disabilities Act
  - 2. 29 CFR, Section 1910.1001, Asbestos
  - 3. 40 CFR, Subpart M, National Emission Standards for Asbestos
  - 4. Executive Order 11246
- C. State of California
  - 1. California Code of Regulations, Titles 5, 8, 19, 21, 24
  - 2. California Education Code
  - 3. California Public Contract Code
  - 4. California Health and Safety Code
  - 5. California Government Code
  - 6. California Labor Code
  - 7. California Civil Code
  - 8. California Code of Civil Procedure
  - 9. CPUC General Order 95, Rules for Overhead Electric Line Construction
  - 10. CPUC General Order 128, Rules for Construction of Underground Electric Supply and Communications Systems

D. State of California Agencies

Bay Area Air Quality Management District (BAAQMD / [www.baaqmd.gov](http://www.baaqmd.gov))

State and Consumer Services Agency

Department of General Services

Division of the State Architect Office of the State Fire Marshall Office of Public School  
Construction

E. Local Agencies:

City of Hayward, California ([www.ci.hayward.ca.us](http://www.ci.hayward.ca.us))

**1.6 COMPLIANCE WITH AMERICANS WITH DISABILITIES ACT**

- A. Contractor acknowledges that, pursuant to the Americans with Disabilities Act (ADA), programs, services and other activities provided by a public entity to the public, whether directly or through a contractor, must be accessible to the disabled public. Contractor shall provide the services specified in this Agreement in a manner that complies with the ADA and any and all other applicable federal, state and local disability rights legislation. Contractor agrees not to discriminate against disabled persons in the provision of services, benefits or activities provided under this Agreement and further agrees that any violation of this prohibition on the part of Contractor, its employees, agents or assigns shall constitute a material breach of this Agreement.

**PART 2 – PRODUCTS**

Not applicable.

**PART 3 – EXECUTION**

Not applicable.

**END OF SECTION**

**PART 1 – GENERAL****1.1 SUMMARY**

- A. This section includes regulatory requirements applicable to Contract work in connection with hazardous waste abatement and disposal, including, but not limited to, asbestos and asbestos containing materials, lead based paint, polychlorinated biphenyls, petroleum contaminated soils and materials, construction and demolition debris and any other hazardous substance or hazardous waste.
- B. This section supplements Section 01 41 00 and the work specific listings of applicable regulatory requirements elsewhere in the specifications.
- C. Related Sections.
  - 1. Section 01 41 00: Regulatory Requirements.

**1.2 REFERENCES TO REGULATORY REQUIREMENTS**

- A. Codes, laws, ordinances, rules and regulations applicable to the Work shall have full force and effect as though printed in full in these specifications. Codes, laws, ordinances, rules and regulations are not furnished to Contractor, since Contractor is assumed to be familiar with their requirements. The listing herein of applicable codes, laws and regulations for hazardous waste abatement work is supplied to Contractor as a courtesy and shall not limit Contractor's responsibility for complying with all applicable laws, regulations or ordinances having application to the Work. Where conflict among the requirements or with these specifications exists, the most stringent requirements shall be used.
- B. Contractor's work shall conform to all applicable codes, laws, ordinances, rules and regulations that are in effect on date of receipt of bids.

**1.3 LAWS, ORDINANCES, RULES AND REGULATIONS**

- A. During prosecution of Work under Contract, Contractor shall comply with applicable laws, ordinances, rules and regulations, including, but not limited to, those listed below.
- B. Federal:
  - 1. Statutory Requirements:
    - a. Resource Conservation and Recovery Act, 42 U.S.C. 6901 et seq.
    - b. Comprehensive Environmental Response, Compensation and Liability Act of 1980, as amended by the Superfund Amendments and Reauthorization Act of 1986, 42 U.S. C" 9601 et seq.
    - c. Toxic Substances Control Act of 1976, 15 U.S.C. 2601 et seq.
    - d. Hazardous Materials Transportation Act of 1975, 49 U.S. C" 1801 et seq.
    - e. Clean Water Act, 33 U.S.C. 1251 et seq.
    - f. Safe Drinking Water Act, 42 U.S. C. 3001 et seq.
    - g. Clean Air Act, section 112, 42 U.S. C. 7412
    - h. Occupational Safety and Health Act of 1970, 29 U.S.C. 651 et seq.
    - i. Underground Storage Tank Law, 42 U.S. C. 6991 et seq.

- j. The Emergency Planning and Community Right to Know Act of 1986, 42 U.S.C. 11001 et seq. j.
  2. Environmental Protection Agency (EPA):
    - a. 40 C.F.R. Parts. 260, 264, 265, 268, 270
    - b. 40 C.F.R. Parts 258 et seq.
    - c. 40 C.F.R. Part 761
    - d. 40 C.F.R. Parts 122-124
  3. Occupational Safety and Health Administration (OSHA):
    - a. OSHA Worker Protection Standards, Title 29 CFR Part 1926.58, Construction Standards and 29 CFR 1910.1001 General Industry Standard
    - b. OSHA, 29 C. F. R. Part 1926.1101, Construction Standards for Asbestos
    - c. OSHA, Lead Exposure in Construction: Interim Final Rule, 29 C.F.R. 1926.62
    - d. National Emission Standard for Hazardous Air Pollutants, Title 40 CFR Part 61
    - e. Asbestos Hazardous Emergency Response Act, Title 40 C.F.R. 763
  4. Department of Transportation:
    - a. Title 49 C.F.R. 173.1090
    - b. Title 49 C.F.R.172
    - c. Title 49 C.F.R. 173
    - d. DOT, HM 181 and MH126f
- C. State of California Requirements:
  1. Statutory Law:
    - a. The Carpenter-Presley-Tanner Hazardous Substance Account Act, Cal. Health & Saf. Cod~ 25300 et seq.
    - b. Health and Safety Cod~ 25359.4
    - c. Hazardous Waste Control Law, Health & Safety Code. 25100 § seq.
    - d. Porter Cologne Water Quality Control Act, Cal. Water Cod~ 13000 et seq.
    - e. Health and Safety Cod~ 25915-25924
    - f. Cal. Labor Code Chapter 6, including, without limitation, 6382, 6501.5-6501.9, 6503.5, 9021.5, 9080
    - g. Cal. Bus. and Prof. Code, including without limitation, 7058.5, 7065.01, 7118.5. Underground Storage of Hazardous Substance Act,
    - h. Cal. Health & Saf. Cod~ 25280 § seq.
    - i. Petroleum Underground Storage Tank Cleanup, Health and Safety Cod~ 25299.10 et seq.
    - j. Safe Drinking Water and Toxic Enforcement Act of 1986, Health & Saf. Cod~ 25249.5 et seq. (Proposition 65)

- k. Above Ground Petroleum Storage Act, Health and Safety Code. 25270 et seq.
2. Hazardous Materials Release Response Plans and Inventory, California Health and Safety Code Chapter 6.95.
3. Administrative Code and Regulations:
  - a. 22 C.C.R. 6600 et seq.
  - b. Title 22 C.C.R.. Standards for Management of Hazardous and Extremely Hazardous Waste
  - c. DTSC Treatment Standard for PCB Wastes, Title 22 C.C.R., 66268.110
  - d. Cal OSHA Worker Protection Standards, Title 8 C.C.R. 1529, 5208
  - e. Title 8 C. C. R. 1532.1, Lead in Construction
  - f. 22 C.C.R. 66999(b)
  - g. Title 23 C.C.R. 2610 et seq.
4. Local Agency Requirements:
  - a. Bay Area Air Quality Management District, Fugitive Dust Rules
  - b. Bay Area Air Quality Management District Regulation 11-2-303
  - c. State Water Resource Control Board, General Construction Activity Stormwater Permit Requirements (Order 92-0S DWQ)
5. City Requirements:
  - a. Hayward Fire Department ([www.haywardcal.us/fire\\_dept/fd.htm](http://www.haywardcal.us/fire_dept/fd.htm))
  - b. Ordinances

#### 1.4 PERMITS

- A. Contractor shall comply with, implement or acknowledge effectiveness of all CLPCCD held permits, and initiate and cooperate in securing all required notifications or approvals therefore, including but not limited to permits affecting environmental work and the following:
  1. BAAQMD, Permit to Excavate or Treat Contaminated Soil;
  2. State Water Resources Control Board, General Construction Activity Stormwater Permit

#### PART 2 – PRODUCTS

Not used.

#### PART 3 – EXECUTION

Not used.

**END OF SECTION**



**PART 1 – GENERAL**

**1.1 DSA DEFERRED APPROVALS**

- A. Refer to Contract Drawings.

**1.2 INSPECTION AND SUPERVISION**

- A. Supervision by DSA shall be in accordance with Section 4-334 of Part 1, Title 24, CCR.
- B. District shall employ a full-time Project Inspector approved by DSA. The Project Inspector shall observe construction in accordance with Section 4-333(b) and 4-342 of Part 1, Title 24, CCR.
- C. Reports: Project Inspector shall submit the following in accordance with DSA IR A-7.
  - 1. Start of Project Report: Notify DSA of start of construction in accordance with Section 4-331 of Part 1, Title 24, CCR.
  - 2. Semi-Monthly Reports: Comply with Section 4-337 of Part 1, Title 24, CCR.
  - 3. Verified Reports: Comply with Section 4-336 of Part 1, Title 24, CCR.
- D. Special Inspection Requirements:
  - 1. Comply with Section 4-333(c) of Part 1, Title 24, CCR.
  - 2. Special inspection costs are to be paid by the Owner.
  - 3. Conduct special inspection as per DSA Structural Tests and Inspections Sheet (SSS 103-1).

**1.3 TESTING LABORATORY REQUIREMENTS**

- A. Comply with Section 4-335 of Part 1, Title 24, CCR.
- B. The Owner shall select the testing Laboratory approved by DSA, Design Professional, and Structural Engineer.
- C. Sampling and testing shall be performed by properly qualified persons in accordance with American Society for Testing and Materials (ASTM) standards.
- D. Conduct tests as per DSA Structural Tests and Inspections Sheet (SSS 103-1).
- E. Submit one copy of test reports to DSA.

**1.4 ADDENDA AND CHANGE ORDERS**

- A. Comply with Section 4-338 of Part 1, Title 24, CCR.
- B. Comply with DSA IR A-6.
- C. Obtain DSA approval for changes to code-regulated construction and inspection/testing functions prior to start of that work. Code-regulated construction refers to work that is regulated by code provisions applicable to public school construction, including those adopted by DSA Structural Safety (DSA/SS), DSA Access Compliance (DSA/AC) and State Fire Marshal (SFM).
- D. Changes can be approved through either the change order (CO) process or preliminary change order (PCO) process. Comply with DSA IR A-6, Sub-paragraph 2.2 - Change Order Process and DSA IR A-6, Sub-paragraph 2.1 - Preliminary Change Order Process.
- E. Do not begin any work under addendum or change order until required DSA written approval is obtained.

**PART 2 – PRODUCTS**

Not Applicable.

**PART 3 – EXECUTION**

Not Applicable.

**END OF SECTION**

**PART 1 – GENERAL****1.1 SUMMARY**

- A. This section includes reference standards, abbreviations, symbols and definitions used in Contract Documents.
- B. Full titles and edition dates are given in this section for standards cited in other sections of Specifications.
- C. Material and workmanship specified by reference to number, symbol, or title of specific standard such as state standard, commercial standard, federal specifications, technical society, or trade association standard, or other similar standard shall comply with requirements of standards except when more rigid requirements are specified or required by applicable codes.
- D. Standards referred to, except as modified herein, shall have full force and effect as though printed in the Contract Documents. Standards are not furnished to Contractor, since manufacturers and trades involved are assumed to be familiar with their requirements.

**1.2 REFERENCE TO STANDARDS AND SPECIFICATIONS OF TECHNICAL SOCIETIES; REPORTING AND RESOLVING DISCREPANCIES:**

- A. Reference to standards, specifications, manuals or codes of any technical society, organization or association, or to the laws or regulations of any governmental authority, whether such reference be specific or by implication, shall mean the latest standard, specification, manual, code or laws or regulations in effect at the time of opening of Bids, except as may be otherwise specifically stated in the Contract Documents.
- B. If during the performance of the Work, Contractor discovers any conflict, error, ambiguity or discrepancy within the Contract Documents or between the Contract Documents and any provision of any such law or regulation applicable to the performance of the Work or of any such standard, specification, manual or code or of any instruction of any supplier, Contractor shall report it in writing at once to Inspector, with copies to Construction Manager and Design Professional, and Contractor shall not proceed with the Work affected thereby until consent to do so is given by the Construction Manager.
- C. Except as otherwise specifically stated in the Contract Documents or as may be provided by Change Order, or supplemental instruction, the provisions of the Contract Documents shall take precedence in resolving any conflict, error, ambiguity or discrepancy between the Contract Documents and:
  - 1. The provisions of any such standard, specification, manual, code, or instruction (whether or not specifically incorporated by reference in the Contract Documents); or
  - 2. The provisions of any such laws or regulations applicable to the performance of the Work (unless such an interpretation of the provisions of the Contract Documents would result in violation of such law or regulation).

No provision of any such standard, specification, manual, code or instruction shall be effective to change the duties and responsibilities of CLPCCD, Contractor, Construction Manager, or Design Professional, or any of their subcontractors, consultants, agents, or employees, from those set forth in the Contract Documents, nor shall it be effective to assign to CLPCCD, Design Professional, Construction Manager, or any of their consultants, agents or employees any duty or authority to supervise or direct the furnishing or performance of the Work or any duty or authority to undertake responsibility inconsistent with the provisions of the Contract Documents.

**1.3 STANDARDS**

- A. ACI (American Concrete Institute)
  - Standard 318, Building Code Requirements for Reinforced Concrete

- B. AISC (American Institute of Steel Construction)  
Specifications and Code of Standard Practice for Steel Buildings and Bridges
- C. ANSI (American National Standards Institute, formerly American Standards Association)  
Standard C2, NESC (National Electrical Safety Code)
- D. ASTM (American Society for Testing and Materials)
  - 1. C31, Making and Curing Concrete Test Specimens in the Field
  - 2. C42, Obtaining and Testing Drilled Cores and Sawed Beams of Concrete
  - 3. C143, Test Method for Slump of Portland Cement Concrete
- E. IAPMO (International Association of Plumbing and Mechanical Officials)
- F. ICC (International Code Council)
  - 1. Refer to Section 01 41 00 – Regulatory Requirements
- G. NEMA (National Electric Manufacturer's Association)
- H. NFPA (National Fire Protection Association)
  - 1. Pamphlet 1, Fire Prevention Code
  - 2. Pamphlet 13, Sprinkler Systems, Installation
  - 3. Pamphlet 24, Private Fire Service Mains
  - 4. Pamphlet 70, NEC (National Electric Code)
  - 5. Pamphlet 71, Signaling Systems, Central Station
  - 6. Pamphlet 80, Fire Doors and Windows
  - 7. Pamphlet 101, Life Safety Code
- I. UL (Underwriters' Laboratories, Inc.)

#### 1.4 ABBREVIATIONS

- A. Following abbreviations may be used in Contract Documents:

|          |   |
|----------|---|
| AAP      | Affirmative Action Program  |
| ACI      | American Concrete Institute   |
| ADA      | American Disabled Act   |
| AISC     | American Institute of Steel Construction  |
| ANSI     | American National Standards Institute (formerly American Standards Association) |
| ASI      | Architect's Supplemental Instructions   |
| ASTM     | American Society for Testing and Materials                                      |
| BIL      | Basic Insulation Level  |
| Cal/OSHA | California Occupational Safety and Health Administration                        |
| CCD      | Construction Change Directive   |
| CCR      | California Code of Regulations  |
| CFR      | Code of Federal Regulations   |
| CO       | Change Order  |
| CPUC     | California Public Utilities Commission  |
| CPM      | Critical Path Method  |
| DSA      | Division of State Architect   |
| HVAC     | Heating, Ventilating and Air Conditioning                                       |

|       |  |
|-------|--|
| IAPMO | International Association of Plumbing and Mechanical Officials               |
| ICBO  | International Conference of Building Officials                               |
| I.D.  | Identification   |
| JATC  | Joint Apprenticeship Training Committee                                      |
| JV    | Joint Venture  |
| Kw    | Kilowatt   |
| LBE   | Local Business Enterprise  |
| MBE   | Minority Business Enterprise   |
| M/WBE | Minority and Woman-Owned Business Enterprise                                 |
| ml    | milliliter   |
| mm    | millimeter   |
| NEC   | National Electric Code   |
| NEMA  | National Electric Manufacturer's Association National Electrical Safety Code |
| NFPA  | National Fire Protection Association   |
| PM    | Preventive Maintenance   |
| PR    | Proposal Request   |
| RFI   | Request for Information  |
| RFS   | Request for Substitution   |
| SFM   | State of California, Office of State Fire Marshal                            |
| CBC   | California Building Code   |
| CFC   | California Fire Code   |
| UL    | Underwriters' Laboratories, Inc.   |
| CMC   | California Mechanical Code   |
| CPC   | California Plumbing Code   |
| WOBE  | Woman-Owned Business Enterprise  |
| WMBE  | Woman/Minority Business Enterprise   |

B. Additional abbreviations, used only on drawings, are listed thereon.

## 1.5 SYMBOLS

Symbols, used only on Drawings, are shown thereon.

## 1.6 DEFINITIONS

A. Wherever any of the words or phrases defined below, or a pronoun used in place thereof, is used in any part of the Contract Documents, it shall have the meaning here set forth:

**ADDENDA:** Written or graphic instruments issued prior to the opening of Bids, which clarify, correct or change the bidding requirements or the Contract Documents. Addenda shall not include the minutes of the Pre-bid Conference and Site Visit.

**ADDITIVE BID:** The sum to be added to the Base Bid if the change in scope of work as described in Additive Bid is accepted by CLPCCD.

**AGREEMENT:** Agreement is the basic contract document that binds the parties to construction Work. Agreement defines relationships and obligations between CLPCCD and Contractor and by reference incorporates Conditions of Contract, Drawings, and Specifications and contains Addenda and all Modifications subsequent to execution of Contract.

**ALTERNATE:** Work added to or deducted from the Base Bid, if accepted by CLPCCD.

**APPROVED EQUAL:** Approved in writing by CLPCCD as being of equivalent quality, utility and appearance.

**ARCHITECT or ARCHITECT/ENGINEER:** The person holding a valid California State Architect's license, whose firm has been designated within the Contract Documents as the

Architect to provide architectural services on the project. Refer to Section 341, Part 1, Title 24, C. C. R.

When the Architect is referred to within the Contract Documents and no Architect has in fact been designated, then the matter shall be referred to CLPCCD. The term Architect shall be construed to include all its consultants retained for the project, as well as employees of the Architect. When the designated Architect is an employee of CLPCCD, his authorized representations on the project within the district will be included under the term Architect.

**BID:** The offer or proposal of the Bidder submitted on the prescribed form setting forth the prices for the Work to be performed.

**BIDDER:** One who submits a Bid.

**CLPCCD:** Chabot-Las Positas Community College District. Unless otherwise expressly indicated or required by the context of usage, the terms "District" and "Owner" as used in the Contract Documents shall be deemed references to CLPCCD.

**CLPCCD-FURNISHED, CONTRACTOR-INSTALLED:** Items furnished by CLPCCD at its cost for installation by Contractor at its cost under this Contract.

**CLPCCD REPRESENTATIVE(S):** The person or persons assigned by CLPCCD to be CLPCCD's representatives or, if so designated, agent(s) at the site.

**BY CLPCCD:** Work that will be performed by CLPCCD or its agents at the CLPCCD's expense.

**BY OTHERS:** Work that is outside scope of Work to be performed by Contractor under this Contract, which will be performed by CLPCCD, other contractors, or other means.

**CHANGE ORDER:** A written instrument prepared by CLPCCD and signed by CLPCCD and Contractor, stating their agreement upon all of the following:

- a. a change in the Work,
- b. the amount of the adjustment in the Contract Sum, if any, and
- c. the amount of the adjustment in the Contract Time, if any.

As appropriate, change orders are subject to approval by the Division of the State Architect. Refer to section 4-338, Part 1, Title 24, California Code of Regulations.

**CONCEALED:** Work not exposed to view in the finished Work, including within or behind various construction elements.

**CONTRACT CONDITIONS:** Conditions of Contract define basic rights, responsibilities and relationships of Contractor and CLPCCD and consists of two parts: General Conditions and Supplementary Conditions.

- a. General Conditions are general clauses, which are common to the CLPCCD Contracts.
- b. Supplementary conditions modify or supplement General Conditions to meet specific requirements for this Contract.

**CONSTRUCTION MANAGER:** CLPCCD's authorized representative, who shall represent CLPCCD in all matters relative to this Contract. Construction Manager may authorize agents and representatives to act in carrying out Construction Manager's duties, including a "Project Manager", to act under the authority of the Construction Manager. As CLPCCD's agent, the Construction Manager is the beneficiary of all contract obligations of Contractor to CLPCCD,

including without limitation, all releases and indemnities. Construction Manager shall not have any personal liability arising from this Contract or any activity there under and Contractor releases Construction Manager fully from all loss, cost, damage, expense or liability arising out of or connected with this Project, whether arising from contract, negligence or tort claims of all kinds.

**CONTRACT DOCUMENTS:** Contract Documents shall consist of the documents identified as the Contract Documents in Contract Agreement, plus all changes, addenda and modifications thereto.

**CONTRACT MODIFICATION:** Either:

- a. a written amendment to Contract signed by Contractor and CLPCCD; or
- b. a Change Order; or
- c. a written directive for a minor change in the Work issued by CLPCCD.

**CONTRACT SUM:** The sum stated in the Agreement and, including authorized adjustments, the total amount payable by CLPCCD to Contractor for performance of the Work and the Contract Documents. (Also referred to as the CONTRACT PRICE.)

**CONTRACT TIMES:** The number or numbers of days or the dates stated in the Agreement (i) to achieve substantial completion of the Work or designated milestones and/or (ii) to complete the Work so that it is ready for final payment and is accepted.

**CONTRACTOR:** The person or entity identified as such in the Agreement and referred to throughout the Contract Documents as if singular in number and neuter in gender. The term "Contractor" means the Contractor or its authorized representative.

**CONTRACTOR'S EMPLOYEES:** Persons engaged in execution of Work under Contract as direct employees of Contractor, as subcontractors, or as employees of subcontractors.

**DATE OF SUBSTANTIAL COMPLETION:** Date of Substantial Completion of Work or designated portion thereof is date certified by Construction Manager when construction is sufficiently complete in accordance with Contract Documents for CLPCCD to occupy Work or designated portion thereof for its use for which it is intended.

**DAY:** One calendar day, unless the word "day" is specifically modified to the contrary.

**DEDUCTIVE BID:** The sum to be subtracting to the Base Bid if the change in scope of work as described in Deductive Bid is accepted by CLPCCD.

**DEFECTIVE:** An adjective which, when modifying the word "Work", refers to Work that is unsatisfactory or unsuited for the use intended, faulty, or deficient, that it does not conform to the Contract Documents, or does not meet the requirements of any inspection, reference standard, test or approval referred to in the Contract Documents (including but not limited to approval of samples and "or equal" items), or has been damaged prior to final payment (unless responsibility for the protection thereof has been assumed by CLPCCD). Construction Manager is the judge of whether Work is defective.

**DRAWINGS:** The graphic and pictorial portions of Contract Documents, wherever located and whenever issued, showing the design, location and dimensions of the Work, generally including plans, elevations, sections, details, schedules and diagrams.

**ENGINEER:** Where referenced in the Contract Documents, the person holding a valid California State Engineer's license, whose firm has been designated (if any designated) within the Contract Documents as the Engineer to provide engineering services on the project. Refer to section 4-341, Part 1, Title 24, C.C.R.

**EQUAL:** Equal in opinion of Architect. Burden of proof of equality is responsibility of Contractor.

**EXPOSED:** Work exposed to view in the finished Work, including behind louvers, grilles, registers and various other construction elements.

**FINAL ACCEPTANCE or FINAL COMPLETION:** All Work satisfactorily completed in accordance with Contract Documents. It includes, but is not limited to:

- a. All Systems having been tested and accepted as having met requirements of Contract Documents.
- b. All required instructions and training sessions having been given by Contractor.
- c. All as-built drawings and operations and maintenance manuals and Machine Inventory Sheets having been submitted by Contractor, reviewed by Architect/Engineer and accepted by CLPCCD.
- d. All punch list work, as directed by CLPCCD, having been completed by Contractor.
- e. Generally all work, except Contractor maintenance after Final Acceptance, having been completed to satisfaction of CLPCCD.

**FORCE-ACCOUNT:** Work directed to be performed without prior agreement as to lump sum or unit price cost thereof, and which is to be billed at cost for labor, materials, equipment, taxes, and other costs, plus a specified percentage for overhead and profit.

**FURNISH:** Supply only, do not install.

**INDICATED:** Shown or noted on the Drawings.

**INSPECTOR:** The person engaged by CLPCCD to inspect the workmanship, materials, or manner of construction of buildings or portions of buildings, to determine if such construction complies with the Contract Documents and applicable codes. The inspector is subject to approval by the Architect, CLPCCD and, as appropriate, Division of the State Architect, and he will report to CLPCCD. Refer to section 4-333 and section 4-342, Part 1, Title 24, California Code of Regulations. The terms "Inspector" and "Project Inspector" are used interchangeably in the Contract Documents.

**INSTALL:** Install or apply only, do not furnish.

**LATENT:** Not apparent by reasonable inspection, including but not limited to, the inspections and research required as a condition to bidding under the General Conditions.

**MATERIAL OR MATERIALS:** These words shall be construed to embrace machinery, manufactured articles, materials of construction (fabricated or otherwise), and any other classes of material to be furnished in connection with Contract, except where a more limited meaning is indicated by context.

**MILESTONE:** A principal event specified in Contract Documents relating to an intermediate completion date or time prior to Substantial Completion of all Work.

**MODIFICATION:** Same as Contract Modification.

**NOT IN CONTRACT:** Work that is outside the scope of work to be performed by Contractor under this Contract.



**NOTICE OF AWARD:** A written notice given by CLPCCD to lowest responsive, responsible bidder advising that Bidder's bid and other qualifying information is acceptable to CLPCCD, requiring Bidder to fulfill the requirements of Article 1.03 of Document 00600 General Conditions.

**NOTICE TO PROCEED:** A written notice given by CLPCCD to Contractor fixing the date on which the Contract Time will commence to run and on which contractor shall start to perform Contractor's obligations under the Contract Documents.

**OFF SITE:** Outside geographical location of the Project.

**OWNER:** Chabot Las Positas Community College District (CLPCCD).

**PROGRESS REPORT:** a periodic report submitted by Contractor to CLPCCD with progress payment invoices accompanying actual work accomplished to the Project Schedule. See Section 01310 Progress Schedules and Reports, Document 00600 General Conditions.

**PROJECT:** Total construction of which Work performed under this Contract may be whole or part.

**PROJECT MANUAL:** Project Manual consists of Bidding Requirements, Agreement, Bonds, Certificates, Contract Conditions, and Specifications. The Project Manual is deemed to include and incorporate all matters noted in any Addenda issued by or on behalf of the District during the bidding for the Work.

**PROJECT STABILIZATION AGREEMENT:** The Contractor or Subcontractor (CONTRACTOR) on this project accepts and agrees to be bound by the terms and conditions of the "Chabot-Las Positas Project Stabilization Agreement", together with any and all amendments and supplements now existing or which are later made by executing the Letter of Assent.

**PROVIDE:** Furnish and install.

**REQUEST FOR INFORMATION (RFI):** A document prepared by Contractor, CLPCCD or Architect/Engineer requesting information from one of the parties regarding the Project or Contract Documents. The RFI system is also a means for CLPCCD and Architect to submit Contract Document clarifications or supplements to Contractor.

**RFI-REPLY:** A document consisting of supplementary details, instructions or information issued by the Architect/Engineer, which clarifies or supplements Contract Documents and with which Contractor shall comply. RFI-Replies do not constitute changes in Contract Sum or Contract Times except as otherwise agreed in writing by CLPCCD. RFI-Replies will be issued through the RFI administrative system.

**SAMPLES:** Physical examples of materials, equipment, or workmanship that are representative of some portion of the Work and which establish the standards by which such portion of the Work will be judged.

**SHOP DRAWINGS:** All drawings, diagrams, illustrations, schedules and other data or information which are specifically prepared or assembled by or for Contractor and submitted by Contractor to illustrate some portion of the work.

**SHOWN:** As indicated on Drawings.

**SITE:** The particular geographical location of Work performed pursuant to Contract, including staging areas, work areas, storage and lay down areas, access and parking.

**SPECIFICATIONS:** The written portion of the Contract Documents consisting of requirements for materials, equipment, construction systems, standards and workmanship for the Work, and performance of related services; and are contained in Divisions 1 through 32.

**SPECIFIED:** As written in Specifications.

**SUBCONTRACTOR:** A person or entity who has a direct contract with Contractor to perform a portion of the Work at the site. The term "subcontractor" is referred to throughout the Contract Documents as if singular in number and neuter in gender and means a subcontractor or an authorized representative of the subcontractor. The term "subcontractor" does not include a separate contractor or subcontractors of a separate contractor.

**SUBSTANTIAL COMPLETION:** The Work (or a specified part thereof) has progressed to the point where, in the opinion of the Construction Manager and the Architect/Engineer as evidenced by a Certificate of Substantial Completion, it is sufficiently complete, in accordance with Contract Documents, so that the Work (or specified part) can be utilized for the purposes for which it is intended; or if no such certificate is issued, when the Work is complete and ready for final payment is evidenced by written recommendation of the Construction Manager and the Architect/Engineer for final payment. The terms "substantially complete" and "substantially completed" as applied to all or part of the Work refer to Substantial Completion thereof.

**SUPPLEMENTAL INSTRUCTION:** A written work change directive to Contractor from Architect/Engineer, approved by Construction Manager, ordering alterations or modifications which do not result in change in Contract Sum or Contract Times, and do not substantially change Drawings or Specifications.

**UNDERGROUND FACILITIES:** All pipelines, conduits, ducts, cables, wires, manholes, vaults, tanks, tunnels or other such facilities or attachments, and any encasements containing such facilities which have been installed underground to furnish any of the following services or materials: Electricity, gases, steam, liquid petroleum products, telephone or other communications, cable television, sewage and drainage removal, traffic or other control systems or water.

**VERIFIED REPORT:** A periodic verified report submitted to DSA. Refer to sections 4-336, 4-337 and 4-343, Part 1, Title 24, California Code of Regulations.

**WORK:** The entire completed construction or the various separately identifiable parts thereof required to be furnished under the Contract Documents. Work includes and is the result of performing or furnishing labor and furnishing and incorporating materials and equipment into the construction, and performing or furnishing services and furnishing documents, all is required by the Contract Documents. Wherever the word "work" is used, rather than the word "Work", it shall be understood to have its ordinary and customary meaning.

- A. Wherever words "as directed", "as required", "as permitted", or words of like effect are used, it shall be understood that direction, requirements, or permission of CLPCCD or Construction Manager is intended. Words "sufficient", "necessary", "proper", and the like shall mean sufficient, necessary or proper in judgment of CLPCCD or Construction Manager. Words "approved", "acceptable", "satisfactory", "favorably reviewed" or words of like import, shall mean approved by, or acceptable to, or satisfactory to, or favorably reviewed by CLPCCD or Construction Manager.
- B. Wherever the word "may" is used, the action to which it refers is discretionary. Wherever the word "shall" is used, the action to which it refers is mandatory.

**PART 2 – PRODUCTS**

Not applicable.

**PART 3 – EXECUTION**

Not applicable.

**END OF SECTION**

**PART 1 – GENERAL****1.1 SECTION INCLUDES**

- A. Quality assurance and control of installation.
- B. References.
- C. Mock-Up.
- D. Inspection and testing laboratory services.
- E. Manufacturer's field services.

**1.2 RELATED SECTIONS**

- A. Submission of manufacturers' instructions and
- B. Sections requiring Laboratory Testing:
  - 1. Section 01 33 00 - Submittals: certificates
  - 2. Section 31 00 00 - Earthwork
  - 3. Section 32 12 16 - Asphalt Concrete Paving
  - 4. Section 32 13 13 - Portland Cement Concrete Paving Section xx xx - Concrete Reinforcement
  - 5. Section 03 30 00 - Cast-in-Place Concrete
  - 6. Section 04 22 00 - Concrete Unit Masonry
  - 7. Section 05 12 00 - Structural Steel
  - 8. Section 05 50 10 - Metal Fabrications

**1.3 QUALITY ASSURANCE AND CONTROL OF INSTALLATION**

- A. Monitor quality control over suppliers, manufacturers, products, services, site conditions, and workmanship, to produce Work of specified quality.
- B. Comply fully with manufacturers' instructions, including each step in sequence.
- C. If manufacturers' instructions conflict with Contract Documents, request clarification from Architect/Engineer before proceeding.
- D. Comply with specified standards as a minimum quality for the Work except when more stringent tolerances, codes, or specified requirements indicate higher standards or more precise workmanship.
- E. Perform work by persons qualified to produce workmanship of specified quality.
- F. Secure products in place with positive anchorage devices designed and sized to withstand stresses, vibration, physical distortion or disfigurement.

**1.4 REFERENCES**

- A. Conform to reference standard by date of issue current on date specified in product sections.
- B. Should specified reference standards conflict with Contract Documents, request clarification from Design Professional before proceeding.

- C. The contractual relationship of the parties to the Contract shall not be altered from the Contract Documents by mention or inference otherwise in any reference document.

### 1.5 MOCK-UP

- A. Mock-up and sample panels will be performed under various sections and identified as sample panels or mock-ups.
- B. Assemble and erect specified items with specified attachments, anchorage, flashing, seals and finishes.
- C. Where mock-up has been accepted by Design Professional and is specified in product specification section to be removed, remove mock-up and clear area as directed.
- D. Whereas, mock-up submittals will be submitted until the acceptance by Design Professional and Construction Manager.

### 1.6 INSPECTION AND TESTING LABORATORY SERVICES

- A. CLPCCD will appoint, employ and pay for services of an independent firm to perform inspection and testing.
- B. The independent firm will perform inspections, tests, and other services specified in individual specification sections and as required by the Design Professional. Promptly notify Construction Manager, Design Professional, DSA, Project Inspector, and Contractor of observed irregularities or deficiencies of work or products.
- C. Reports will be submitted by the independent firm, one copy each, to the Construction Manager, Design Professional, Engineer, Division of the State Architect, Contractor and Project Inspector. Indicate observations and results of tests and indicate compliance or non-compliance with Contract Documents and Title 24, C.C.R. specifically, each report will include the following:
  - 1. Date issued; date and time of sampling or inspection; date of test.
  - 2. Project title and number; testing laboratory name, address and telephone number; name and signature of laboratory inspector.
  - 3. Location of sampling or test; temperature and weather condition.
  - 4. Type of inspection or test; identification of product and specification section; results of test and compliance with Contract Documents and Title 24, C.C.R.
  - 5. Perform additional tests as required by Design Professional and/or Project Inspector; interpret test results, when requested by Architect/Engineer.
  - 6. Special Inspections: as shown on attached Tests & Inspections (T&I) list for each section.
- D. Contractor shall cooperate with independent firm; furnish samples of materials, design mix, equipment, tools, storage and assistance as requested.
  - 1. Notify Design Professional 72 hours in advance and/or independent firm 24 hours prior to expected time for operations requiring services.
  - 2. Make arrangements with independent firm and pay for additional samples and tests required for Contractor's use.
  - 3. Employment of the laboratory shall in no way relieve Contractor's obligations to perform the work of the contract.

- E. Retesting required because of non-conformance to specified requirements shall be performed by the same independent firm on instructions by the Design Professional and/or Project Inspector. Payment for retesting will be paid by the Contractor by deducting inspection or testing charges from the Contract Sum on the next scheduled payment.

#### **1.7 MANUFACTURER'S FIELD SERVICES**

- A. When specified in individual specification sections, require material or product suppliers or manufacturers to provide qualified staff personnel to observe site conditions, conditions of surfaces and installation, quality of workmanship, startup of equipment as applicable, and to initiate instructions when necessary.
- B. Submit qualifications of observer to Construction Manager thirty (30) calendar days in advance of required observations. Observer shall be subject to approval of Construction Manager and Design Professional.
- C. Report observations and site decisions or instructions given to applicators or installers that are supplemental or contrary to manufacturers' written instructions.
- D. Refer to Section 01 33 00 - Submittals: Manufacturers' Instructions.

#### **PART 2 – PRODUCTS**

Not applicable to this section.

#### **PART 3 – EXECUTION**

Not applicable to this section.

**END OF SECTION**

**PART 1 GENERAL****1.1 SUMMARY**

This section describes the temporary facilities required for the Project site. The Project site shall be maintained by Contractor as set forth in this section.

**1.2 TEMPORARY FACILITIES**

- A. Materials, tools, accessories, etc., shall be stored only where directed by CLPCCD. Storage area shall be kept neat and clean. Security of stored items shall be Contractor's responsibility.
- B. When flammable materials are stored on site, extra precautions, including clear identification, shall be the responsibility of Contractor.

**1.3 SIGNS**

No signs may be displayed on or about CLPCCD's property (except those required by law) without CLPCCD's specific approval; the size, content, and location to be as specified by CLPCCD.

**1.4 USE OF ROADWAYS AND WALKWAYS**

Contractor shall never block or interfere with use of any existing roadway, walkway or other facility for vehicular or pedestrian traffic, from any party entitled to use it. Wherever and whenever such interference becomes necessary for the proper and convenient performance of the Work, and no satisfactory detour route exists, Contractor shall, before beginning the interference, provide a satisfactory detour, including temporary bridge if necessary, or other proper facility for traffic to pass around or over the interference. Contractor shall maintain the detour in a safe and satisfactory condition as long as the interference continues, all without extra payment unless otherwise expressly stipulated in the Specifications.

**PART 2 – PRODUCTS**

Not used.

**PART 3 – EXECUTION**

Not used.

**END OF SECTION**

**PART 1 – GENERAL****1.1 SECTION INCLUDES**

- A. Products
- B. Transportation and handling.
- C. Storage and protection.

**1.2 RELATED SECTIONS**

- A. Section 01 11 00 - Summary of Work.
- B. Section 01 45 00 - Quality Control: Product Quality Monitoring.

**1.3 PRODUCTS**

- A. Products: Means new material, machinery, components, equipment, fixtures, and systems forming the Work. Does not include machinery and equipment used for preparation, fabrication, conveying and erection of the Work.
- B. Provide interchangeable components of the same manufacturer, for similar components.

**1.4 TRANSPORTATION AND HANDLING**

- A. Transport and handle products in accordance with manufacturer's instructions and construction schedules. Coordinate to avoid conflict with work and conditions at the site.
- B. Promptly inspect shipments to assure that products comply with requirements, quantities are correct, and products are undamaged.
- C. Provide equipment and personnel to handle products by methods to prevent soiling, disfigurement, or damage.

**1.5 STORAGE AND PROTECTION**

- A. Store and protect products in accordance with manufacturer's instructions, with seals and labels intact and legible. Store sensitive products in weather-tight, climate-controlled enclosures.
- B. For exterior storage of fabricated products, place on sloped supports, above ground, to prevent soiling and staining.
- C. Provide off-site storage and protection when site does not permit on-site storage or protection.
- D. Cover products subject to deterioration with impervious sheet covering. Provide ventilation to avoid condensation.
- E. Store loose granular materials on solid flat surfaces in a well-drained area. Prevent mixing with foreign matter.
- F. Provide equipment and personnel to store products by methods to prevent soiling, disfigurement, or damage.



- G. Arrange storage of products to permit access for inspection. Periodically inspect to assure products are undamaged and are maintained under specified conditions.
- H. Provide substantial covering and protection after installation of products from damage due to traffic and subsequent construction operations. Remove when no longer needed.

**PART 2–PRODUCTS**

Not applicable to this section.

**PART 3–EXECUTION**

Not applicable to this section.

**END OF SECTION**

**PART 1 – GENERAL****1.1 SUMMARY**

- A. Procedures are described for selecting products and requesting substitutions of unlisted materials in lieu of materials named in the specifications or approved for use in addenda.
- B. Related Sections
  - 1. Section 01 26 00: Contract Modification Procedures
  - 2. Section 01 33 00: Submittals

**1.2 CONTRACTOR'S OPTIONS**

- A. For products specified only by reference standard: Select any product meeting that standard.
- B. For products specified by naming one or more products or manufacturers:
  - 1. Select products of any named manufacturer meeting specifications.
  - 2. For any product or manufacturer, which is not specifically named, submit Request for Substitution (RFS).
- C. For products indicated or specified by naming only one product and manufacturer, followed by the words "no substitution allowed", there is no option.

**1.3 SUBSTITUTIONS**

- A. No substitutions shall be allowed for District standard systems, products, and/or materials unless approved in writing from the Architect's office five (5) days prior to bid. The entire District Standard systems, products, and/or materials can be found on the District's website at:  
  
<http://www.clpccd.org/facilities/DistrictStandardsandGuidelines-ChabotCollege.php>
- B. Within a period of thirty-five (35) days after Award of Contract, Construction Manager and Architect/Engineer will consider RFS from Contractor. After that period, requests will be considered only when product becomes unavailable due to no fault of Contractor. Requests for review of proposed substitute items will not be accepted from anyone other than Contractor. The RFS will state the extent, if any, to which the evaluation and acceptance of the proposed substitute will prejudice Contractor's achievement of substantial completion on time, whether or not acceptance of the substitute for use in the Work will require a change in any of the Contract Documents (or in the provisions of any other direct contract with CLPCCD for work on the Project).
- C. Submit separate RFS for each product and support each request with:
  - 1. Product identification
  - 2. Manufacturer's literature
  - 3. Samples, as applicable

4. Name and address of similar projects on which product has been used, and date of installation
  5. Name, address and telephone number of manufacturer's representative or sales engineer
  6. Where DSA approval is required, product shall be reviewed and approved by DSA
- D. Itemize a comparison of the proposed substitution with product specified and list significant variations. If variation from product specified is not pointed out in submittal, variation will be rejected even though submittal was favorably reviewed.
- E. State whether the substitute will require a change in any of the Contract documents (or provisions of any other direct contract with CLPCCD for work on the Project) to adapt the design of the proposed substitute, and whether or not incorporation or use of the substitute in connection with Work is subject to payment of any license fee or royalty. Submit data relating to changes in construction schedule.
- F. All variations of the proposed substitute from that specified will be identified in the RFS and available maintenance, repair and replacement service will be indicated.
- G. Include accurate cost data comparing proposed substitution with product and amount of net change in Contract price, including but not limited to, an itemized estimate of all costs or credits that will result directly or indirectly from acceptance of such substitute, including costs of redesign and claims of other contractors effected by the resulting change, all of which will be considered by Construction Manager and Architect/Engineer in evaluating the proposed substitute. Construction Manager and Architect/Engineer may require Contractor to furnish additional data about the proposed substitute.
- H. Substitutions will not be considered for acceptance when:
1. They will result in delay meeting construction milestones or completion dates.
  2. They are indicated or implied on submittals without formal request from Contractor.
  3. They are requested directly by subcontractor or supplier.
  4. Acceptance will require substantial revision of Contract Documents.
  5. They disrupt Contractor's job rhythm or ability to perform efficiently.
- I. Substitute products shall not be ordered without written acceptance of Construction Manager and Architect/Engineer.
- J. Construction Manager and Architect/Engineer will determine acceptability of proposed substitutions and reserve right to reject proposals due to insufficient information.
- K. Accepted substitutions will be evidenced by a change order or Supplemental Instruction. All Contract requirements apply to Work involving substitutions.

**1.4 CONTRACTOR'S REPRESENTATION AND WARRANTY**

- A. Requests constitute a representation and warranty that Contractor:
  - 1. Has investigated proposed product and determined that it meets or exceeds, in all respects, specified product
  - 2. Will provide the same warranty for substitution as for specified product
  - 3. Will coordinate installation and make other changes, which may be required for Work to be complete in all respects
  - 4. Waives claims for additional costs, which may subsequently become apparent
  - 5. Will compensate CLPCCD for additional redesign costs associated with substitution, if required
  - 6. Will be responsible for Construction Schedule slippage due to substitution
  - 7. Will be responsible for Construction Schedule delay due to late ordering of available specified products caused by requests for substitution, which is subsequently rejected by Construction Manager
  - 8. Will compensate CLPCCD for all costs; including extra costs of Contract, extra cost to other contractors, and any claims brought against CLPCCD, caused by late requests for substitutions or late ordering of products.

**1.5 CONSTRUCTION MANAGER'S AND ARCHITECT/ENGINEER'S DUTIES**

- A. Review Contractor's RFS within seven (7) working days.
- B. Notify Contractor in writing of decision to accept or reject requested substitution within seven (7) working days.

**1.6 COST OF REVIEW**

- A. Construction Manager and Engineer will record time required in evaluating substitutes proposed or submitted by Contractor. Whether or not Construction Manager or Architect/Engineer accepts the substitute item so proposed or submitted by Contractor, Contractor shall reimburse CLPCCD for the charges of Architect/Engineer and Construction Manager for evaluating each such proposed substitute item.
- B. The CLPCCD reserves the right to waive the requirement of paragraph A above.

**PART 2—PRODUCTS**

Not used.

**PART 3—EXECUTION**

Not used.

**END OF SECTION**

**PART 1 – GENERAL****1.1 SUMMARY**

This section describes contract closeout procedures including:

1. Removal of temporary construction facilities
2. Substantial completion
3. Final completion
4. Final cleaning
5. Project record documents
6. Material, equipment and finish data
7. Project guarantee
8. Warranties
9. Turn-in
10. Release of claims
11. Guaranty and Maintenance Bonds

**1.2 REMOVAL OF TEMPORARY CONSTRUCTION FACILITIES**

- A. Remove temporary materials, equipment, services, and construction prior to Substantial Completion Inspection.
- B. Clean and repair damage caused by installation or use of temporary facilities.
- C. Restore permanent facilities used during construction to specified condition.

**1.3 SUBSTANTIAL COMPLETION**

- A. When Contractor considers Work or designated portion thereof as substantially complete, submit written notice, with list of items to be completed or corrected to Construction Manager.
- B. Within reasonable time, Construction Manager and Architect/Engineer will inspect to determine status of completion.
- C. Should Construction Manager or Architect/Engineer determine that Work is not substantially complete; Construction Manager will promptly notify Contractor in writing, listing all defects and omissions.
- D. Remedy deficiencies and send a second written notice of substantial completion. Architect/Engineer will reinspect the Work. If deficiencies previously noted are not corrected on reinspection, then Contractor shall pay the cost of the reinspection.
- E. When Architect/Engineer determines that Work is substantially complete, Construction Manager will issue a Certificate of Substantial Completion.
- F. Manufactured units, equipment and systems, which require startup, must have been started up and run for periods prescribed by Construction Manager, Architect/Engineer, or Owner before a Certificate of Substantial Completion will be issued.

**1.4 FINAL COMPLETION**

- A. When Contractor considers Work is complete, submit written certification that:
  1. Contractor has inspected Work for compliance with Contract Documents.

2. Work, except for Contractor maintenance after Final Acceptance, has been completed in accordance with Contract Documents and deficiencies listed with Certificate of Substantial Completion have been corrected.
  3. Work is complete and ready for final inspection.
  4. Contractor has achieved all requirements for Final Acceptance as that term is defined in Section 01 41 00 – Regulatory Requirements.
- B. In addition to submittals required by conditions of Contract, provide submittals required by governing authorities and submit final statement of accounting giving total adjusted Contract Sum, previous payments, and sum remaining due.
- C. When Architect/Engineer finds Work is acceptable and final submittal is complete, Construction Manager will issue final change order reflecting approved adjustments to Contract Sum not previously made by Change Order.

**1.5 FINAL CLEANING**

- A. Execute final cleaning prior to final inspection.
- B. Clean interior and exterior surfaces exposed to view; remove temporary labels, stains and foreign substances, polish transparent and glossy surfaces, vacuum carpeted and soft surfaces.
1. Clean equipment and fixtures to a sanitary condition, clean or replace filters of mechanical equipment operated during construction, clean ducts, blowers and coils of units operated without filters during construction.
  2. Employ skilled workers for final cleaning.
- C. Clean Site; mechanically sweep-paved areas.
- D. Remove waste and surplus materials, rubbish, and construction facilities from Site.

**1.6 PROJECT RECORD DOCUMENTS**

- A. General
1. Project Record Documents required include:
    - a. Marked-up copies of Contract Drawings
    - b. Marked-up copies of Shop Drawings
    - c. Newly prepared Drawings
    - d. Marked-up copies of Specifications, Addenda and Change Orders
    - e. Marked-up Project Data submittals
    - f. Record Samples
    - g. Field records for variable and concealed conditions
    - h. Record information on Work that is recorded only schematically
    - i. Comments to all required DSA documentation
    - j. All approved change orders
  2. Specific Project Record Documents requirements that expand requirements of this Section are included in the individual Sections of Divisions 2 through 33.
  3. Maintenance of Documents and Samples:
    - a. Store Project Record Documents and samples in the field office apart from Contract Documents used for construction.

- b. Do not permit Project Record Documents to be used for construction purposes.
  - c. Maintain Project Record Documents in good order, and in a clean, dry, legible condition.
  - d. Make documents and samples available at all times for inspection by Architect/Engineer.
4. CLPCCD will provide one set of sepias and one blue-line set of the construction drawings and one-project manuals for the Contractor's use and copying during construction.
- B. Project Record Drawings
1. Mark-up Procedure: During the construction period, maintain a set of blue-line or blackline prints of Contract Drawings and Shop Drawings for Project Record Document purposes.
  2. Mark these Drawings to indicate the actual installation where the installation varies appreciably from the installation shown originally. Give particular attention to information on concealed elements, which would be difficult to identify or measure and record later. Items required to be marked include, but are not limited to:
    - a. Dimensional changes to the building
    - b. Drawings Revisions to details shown on the Contract Drawings
    - c. Drawings Depths of foundations below the first floor
    - d. Locations and depths of underground utilities
    - e. Revisions to routing of piping and conduits
    - f. Revisions to electrical circuitry
    - g. Actual equipment locations
    - h. Duct size and routing
    - i. Locations of concealed internal utilities
    - j. Changes made by Change Order
    - k. Details not on original Contract Drawings
  3. Mark completely and accurately Project Record Drawing prints of Contract Drawings or Shop Drawings, whichever is the most capable of showing actual physical conditions. Where Shop Drawings are marked, show cross-reference on Contract Drawings location.
  4. Mark Project Record Drawing sets with red erasable colored pencil; use other colors to distinguish between changes for different categories of the Work at the same location.
  5. Mark important additional information, which was either shown schematically or omitted from original Drawings.
  6. Note construction change directive numbers; alternate numbers; Change Order numbers and similar identification.
  7. Responsibility for Mark-up: Where feasible, the individual or entity who obtained Project Record Drawing data, whether the individual or entity is the installer, subcontractor, or similar entity, is required to prepare the mark-up on Project Record Drawings.
    - a. Accurately record information in an understandable and legible drawing technique.
    - b. Record data as soon as possible after it has been obtained. In the case of concealed installations, record and check the mark-up prior to concealment.
  8. At time of Substantial Completion, submit Project Record Drawings to Construction Manager for CLPCCD's records. Organize into sets, bind and label sets for CLPCCD's continued use.
  9. All record documents shall be submitted in an electronic format and hard copy.

- C. Preparation of Documents: Immediately prior to inspection for Certification of Substantial Completion, review completed marked-up Project Record Drawings with the Architect/Engineer. When authorized, prepare a full set of correct Contract Drawings and Shop Drawings.
1. Incorporate changes and additional information previously marked on print sets. Erase, redraw, and add details and notations where applicable. Identify and date each Drawing; include the printed designation "PROJECT RECORD DRAWINGS" in a prominent location on each Drawing.
  2. Refer instances of uncertainty to the Architect/Engineer for resolution.
  3. Review of Documents: Before copying and distributing, submit corrected drawings and the original marked-up prints to the Architect/Engineer for review. When acceptable, the Architect/Engineer will initial and date each document, indicating acceptance of general scope of changes and additional information recorded, and of the quality of drafting.
    - a. Documents and the original marked-up prints will be returned to the Contractor for organizing into sets, printing, binding, and final submittal.
- D. Copies and Distribution: After completing the preparation of Project Record Drawings, print three (3) blue-line or black-line prints of each Drawing, whether or not changes and additional information were recorded. Organize the copies into manageable sets. Bind each set with durable paper cover sheets, with appropriate identification, including titles, dates and other information on cover sheets.
1. Organize and bind original marked-up set of prints that were maintained during the construction period in the same manner.
  2. Organize Project Record Drawings into sets matching the print sets. Place these sets in durable tube-type drawing containers with end caps. Mark the end cap of each container with suitable identification.
  3. Submit the marked-up Project Record Drawings set and three (3) copy sets to the Construction Manager for CLPCCD's records; the Architect/Engineer will retain one copy set.

#### E. PROJECT RECORD SPECIFICATIONS

During the construction period, maintain one copy of the Project Specifications, including addenda and modifications issued, for Project Record Document purposes.

1. Mark the Project Record Specifications to indicate the actual installation where the installation varies substantially from that indicated in Specifications and Modifications issued. Note related Project Record Drawing information, where applicable. Give particular attention to substitutions, selection of product options, and information on concealed installation that would be difficult to identify or measure and record later.
    - a. In each Specification Section where products, materials or units of equipment are specified or scheduled, mark the copy with the proprietary name and model number of the product furnished.
    - b. Record the name of the manufacturer, supplier and installer, and other information necessary to provide a record of selections made and to document coordination with Project Record Product Data submittals and maintenance manuals.
    - c. Note related Project Record Product Data, where applicable, for each principal product specified, indicate whether Project Record Product Data has been submitted in maintenance manual instead of submitted as Project Record Product Data.
  2. Upon completion of mark-up, submit Project Record Specifications to the Construction Manager for CLPCCD's records.
- F. PROJECT RECORD PRODUCT DATA. During the construction period, maintain one copy of each Project Record Product Data submittal for Project Record Document purposes.
1. Mark Project Record Product Data to indicate the actual product installation where the installation varies substantially from that indicated in Project Record Product Data submitted. Include significant



changes in the product delivered to the site, and changes in manufacturer's instructions and recommendations for installation.

2. Give particular attention to information on concealed products and installations that cannot be readily identified and recorded later.
3. Note related Change Orders and mark-up of Project Record Drawings, where applicable.
4. Upon completion of mark-up, submit a complete set of Project Record Product Data to the Construction Manager for CLPCCD's records.
5. Where Project Record Product Data is required as part of maintenance manuals, submit marked-up Project Record Product Data as an insert in the manual, instead of submittal as Project Record Product Data.
6. Each prime Contractor is responsible for mark-up and submittal of record Project Record Product Data for its own Work.

G. MATERIAL, EQUIPMENT AND FINISH DATA.

1. Provide data for primary materials, equipment and finishes as required under each specification section.
2. Submit two (2) sets prior to final inspection, bound in 8-1/2 inches by 11 inches three-ring binders with durable plastic covers; provide typewritten table of contents for each volume.
3. Arrange by Specification division and give names, addresses, and telephone numbers of subcontractors and suppliers. List:
  - a. Trade names
  - b. Model or type numbers
  - c. Assembly diagrams
  - d. Operating instructions
  - e. Cleaning instructions
  - f. Maintenance instructions
  - g. Recommended spare parts
  - h. Product data

### 1.8 MISCELLANEOUS PROJECT RECORD SUBMITTALS

Refer to other Specification Sections for miscellaneous record keeping requirements and submittals in connection with various construction activities. Immediately prior to Substantial Completion, complete miscellaneous records and place in good order, properly identified and bound or filed, ready for use and reference. Submit to the Construction Manager for CLPCCD's records.

Categories of requirements resulting in miscellaneous records include, but are not limited to the following:

- a. Field records on excavations and foundations
- b. Field records on underground construction and similar work
- c. Survey showing locations and elevations of underground lines
- d. Invert elevations of drainage piping
- e. Surveys establishing building lines and levels
- f. Authorized measurements utilizing unit prices or allowances

- g. Records of plant treatment
- h. Ambient and substrate condition tests
- i. Certifications received in lieu of labels on bulk products
- j. Batch mixing and bulk delivery records
- k. Testing and qualification of tradespersons
- l. Documented qualification of installation firms
- m. load and performance testing
- n. Inspections and certifications by governing authorities leakage and water-penetration tests
- o. Fire resistance and flame spread test results
- p. Final inspection and correction procedures

### 1.9 PROJECT GUARANTEE

- A. Neither recordation of final acceptance nor final certificate for neither payment nor provision of the Contract nor partial or entire use or occupancy of the Site by CLPCCD shall constitute acceptance of Work not done in accordance with Contract Documents nor relieve Contractor of liability in respect to express warranties or responsibility for faulty materials or workmanship.
- B. Requirements for Contractor's guarantee of completed Work are included in General Conditions, Article 1.09. Contractor shall guarantee Work done under Contract against failures, leaks or breaks or other unsatisfactory conditions due to defective equipment, materials or workmanship, and perform repair work or replacement required, at Contractor's sole expense, for period of 2 years from date of Final Acceptance, as required by paragraph 13.2 of General Conditions.
- C. CLPCCD may make repairs to defective Work as set forth in paragraph 12.6 of General Conditions, if, within 5 working days after mailing of written notice of defective work to Contractor or authorized agent, Contractor shall neglect to make or undertake with due diligence repairs; provided, however, that in case of leak or emergency where, in opinion of CLPCCD, delay would cause hazard to health or serious loss or damage, repairs may be made without notice being sent to Contractor, and Contractor shall pay cost thereof.
- D. If, after installation, operation or use of materials or equipment to be furnished under Contract proves to be unsatisfactory to Construction Manager, CLPCCD shall have right to operate and use materials or equipment until it can, without damage to CLPCCD, be taken out of service for correction or replacement. Period of use of defective materials or equipment pending correction or replacement shall in no way decrease guarantee period required for acceptable corrected or replaced items of materials or equipment.
- E. Nothing in this Section shall be construed to limit, relieve or release Contractor's, subcontractors' and equipment suppliers' liability to CLPCCD for damages sustained as result of latent defects in equipment caused by negligence of suppliers' agents, employees or subcontractors. Stated in another manner, warranty contained in the Contract Documents shall not amount to, nor shall it be deemed to be, waiver by CLPCCD of any rights or remedies (or time limits in which to enforce such rights or remedies) it may have for defective workmanship or defective materials under laws of this State pertaining to acts of negligence.

### 1.10 WARRANTIES AND BONDS

- A. Execute Contractor's submittals and assemble documents executed by subcontractors, suppliers, and manufacturers.
  - 1. Provide table of contents and assemble in 8-1/2 inches by 11 inches three-ring binder with durable plastic cover.
  - 2. Assemble in Specification Section order.
- B. Submit material prior to final application for payment.

1. For equipment put into use with CLPCCD's permission during construction, submit within ten (10) working days after first operation.
  2. For items of Work delayed materially beyond Date of Substantial Completion, provide updated submittal within ten (10) working days after acceptance, listing date of acceptance as start of warranty period.
- C. Warranties are intended to protect CLPCCD against failure of work and against deficient, defective and faulty materials and workmanship, regardless of sources.
- D. Limitations: Warranties are not intended to cover failures, which result from the following:
1. Unusual or abnormal phenomena of the elements
  2. Vandalism after substantial completion
  3. Insurrection or acts of aggression including war
- E. Related Damages and Losses: Remove and replace Work which is damaged as result of defective Work, or which must be removed and replaced to provide access for correction of warranted Work.
- F. Warranty Reinstatement: After correction of warranted Work, reinstate warranty for corrected Work to date of original warranty expiration or to a date not less than 365 days after corrected Work was done, whichever is later.
- G. Replacement Cost: Replace or restore failing warranted items without regard to anticipated useful service lives.
- H. Warranty Forms: Submit drafts to Construction Manager for approval prior to execution. Forms shall not detract from or confuse requirements or interpretations of Contract Documents.
1. Warranty shall be countersigned by manufacturers.
  2. Where specified, warranty shall be countersigned by subcontractors and installers.
- I. Rejection of Warranties: CLPCCD reserves right to reject unsolicited and coincidental product warranties, which detract from or confuse requirements or interpretations of Contract Documents.
- J. Term of Warranties: For materials, equipment, systems and workmanship warranty period shall be two (2) years minimum from date of substantial completion of entire Work except where:
1. Detailed specifications for certain materials, equipment or systems require longer warranty periods.
  2. Materials, equipment or systems are put into beneficial use of CLPCCD prior to Substantial Completion as agreed to in writing by Construction Manager.
- K. Warranty of Title: No material, supplies, or equipment for Work under Contract shall be purchased subject to any chattel mortgage, security agreement, or under a conditional sale or other agreement by which an interest therein or any part thereof is retained by seller or supplier. Contractor warrants good title to all material, supplies, and equipment installed or incorporated in Work and agrees upon completion of all work to deliver the Site, together with improvements and appurtenances constructed or placed thereon by Contractor, to CLPCCD free from any claim, liens, security interest, or charges, and further agrees that neither Contractor nor any person, firm, or corporation furnishing any materials or labor for any Work covered by Contract shall have right to lien upon the Site or improvement or appurtenances thereon. Nothing contained in this Paragraph, however, shall defeat or impair right of persons furnishing materials or labor under bond given by Contractor for their protection or any rights under law permitting persons to look to funds due Contractor in hands of CLPCCD.

### 1.11 TURN-IN

Contract will not be closed out and final payment will not be made until all personnel Identification Media, vehicle permits and keys issued to Contractor during prosecution of Work are turned in to CLPCCD.

**1.12 RELEASE OF CLAIMS**

Contract will not be closed out and final payment will not be made until Contract Agreement and Release of Any and All Claims, is completed and executed by Contractor and CLPCCD.

**1.13 FIRE INSPECTION COORDINATION**

Contractor shall coordinate fire inspection and secure sufficient notice to CLPCCD to permit convenient scheduling.

**PART 2 – PRODUCTS**

Not applicable to this section.

**PART 3 – EXECUTION**

Not applicable to this section.

**END OF SECTION**

## **PART 1 - GENERAL**

### **1.1 RELATED DOCUMENTS**

- A. Drawings and general provisions of the Contract, including General and Supplementary Conditions and Division 1 Specification Sections, apply to this Section.

### **1.2 DESCRIPTION**

- A. Work Included: This Section establishes general requirements pertaining to cutting, fitting, and patching of the work required to:
  - 1. Make the several parts fit properly.
  - 2. Uncover work to provide for installation, inspection, or both of ill-timed work.
  - 3. Remove and replace work not conforming to requirements of the Contract Documents.
  - 4. Remove and replace defective work.

### **1.3 QUALITY ASSURANCE**

- A. Perform all cutting and patching in accordance with pertinent requirements of the specifications and in the event no such requirements are determined, in conformance with the Architect's written direction. In the absence of either of the previous, the work shall be completed as a minimum to industry standards for the given scope and project.
- B. In all cases, exercise extreme care in cutting operations and perform such operations under adequate supervision by competent mechanics skilled in the applicable trade. Openings shall be neatly cut and shall be kept as small as possible to avoid unnecessary damage. Careless and/or avoidable cutting damage, etc., will not be tolerated, and the Contractor will be held responsible for such avoidable or willful damage.
- C. All replacing, patching, and repairing of materials and surfaces cut or damaged in the execution of the work shall be performed by experienced mechanics of the several trades involved. Such replacing, repairing, and/or patching shall be done with the applicable materials, in such a manner that all surfaces so replaced, etc., will upon completion of the work, match the surrounding similar surfaces.

### **1.4 SUBMITTALS**

- A. Request for the Architect's Consent:
  - 1. Prior to cutting which affects structural safety, submit a written request to the Architect for permission to proceed with cutting.
  - 2. Should conditions of the work, or schedule, indicate a required change of materials or methods for cutting and patching, notify the Architect and secure his written permission prior to proceeding.
- B. Notices to the Architect:
  - 1. Submit written notice to the Architect and Construction Manager designating the time the work will be uncovered, therefore providing a time for the Architect's observation.

## **PART 2 - PRODUCTS**

### **2.1 MATERIALS**

- A. For replacement of work removed, use materials which comply with the pertinent Section of these specifications. If materials are not covered within these documents, products and methods shall be provided and installed to match existing conditions.

### **2.2 CUTTING AND PATCHING**

- A. Employ skilled and experienced installer to perform cutting and patching.
- B. Submit written request in advance of cutting or altering elements, which affects:
  - 1. Structural integrity of element.
  - 2. Integrity of weather-exposed or moisture-resistant elements.
  - 3. Efficiency, maintenance, or safety of element.
  - 4. Visual qualities of sight-exposed elements.
- C. Execute cutting, fitting, and patching including excavation and fill, to complete Work, and to:
  - 1. Fit the several parts together, to integrate with other Work.
  - 2. Uncover Work to install or correct ill-timed work.
  - 3. Remove and replace defective and non-conforming Work.
  - 4. Remove samples of installed Work for testing.
  - 5. Provide openings in elements of Work for penetrations of mechanical and electrical Work.
- D. Execute work by methods, which will avoid damage to other Work, and provide proper surfaces to receive patching and finishing.
- E. Cut rigid materials using masonry saw or core drill.
- F. Restore Work with new products in accordance with requirements of Contract Document.
- G. Fit Work tight to pipes, sleeves, ducts, conduit, and other penetrations through surfaces.
- H. Maintain integrity of wall, ceiling, or floor construction; completely seal voids.
- I. Refinish surfaces to match adjacent finishes. For continuous surfaces, refinish to nearest intersection; for an assembly, refinish entire unit.
- J. Identify any hazardous substance or condition exposed during the Work to the Architect for decision or remedy.

## **PART 3 - EXECUTION**

### **3.1 CONDITIONS**

- A. Inspect existing conditions, including elements subject to movement or damage during cutting and patching.
- B. After uncovering the work, inspect conditions affecting installation of new work.

### **3.2 DISCREPANCIES**

- A. If uncovered conditions are not as anticipated, immediately notify the Architect through the Construction Manager and secure needed directions.
- B. Do not proceed in areas of discrepancy until all such discrepancies have been fully resolved.

### **3.3 PREPARATION PRIOR TO CUTTING**

- A. Provide all required protection including, but not necessarily limited to, shoring, bracing, and support to maintain structural integrity of the work.

### **3.4 PERFORMANCE**

- A. Perform cutting and demolition by methods which will prevent damage to other portions of the work and will provide a proper surface to receive new installation or repair and new work. Perform fitting and adjustment of products to provide finished installation complying with the specified tolerance and finishes.

**- END OF SECTION -**

## PART 1 GENERAL

### 1.1 SUMMARY

- A. Section Includes: Administrative and procedural requirements for Project Record Documents.
- B. Project Record Documents required include:
  - 1. Marked-up copies of Drawings
  - 2. Marked-up copies of Shop Drawings
  - 3. Newly prepared Drawings
  - 4. Marked-up copies of Specifications, Addenda, Change Orders and CCDs
  - 5. Marked-up Product Data submittals
  - 6. Record Samples
  - 7. Field records for variable and concealed conditions
  - 8. Record information on Work that is recorded only schematically
  - 9. Maintenance forms for major equipment
- C. Specific Project Record Documents requirements that expand requirements of this Section are included in the individual Sections of Divisions 2 through 33.
- D. General Project closeout requirements are included in Section 01 70 00 (Contract Closeout).
- E. Maintenance of Documents and Samples:
  - 1. Store Project Record Documents and Samples in the field office apart from Contract Documents used for construction.
  - 2. Do not permit Project Record Documents to be used for construction purposes.
  - 3. Maintain Project Record Documents in good order and in a clean, dry, legible condition.
  - 4. Make Documents and Samples available at all times for inspection by District.
- F. District will provide one full size blueline set of the Drawings and one Project Manual for Contractor's use for recording as-built conditions.

### 1.2 PROJECT RECORD DRAWINGS

- A. Mark-up Procedure: During the construction period, maintain a set of blueline or blackline prints of Contract Drawings and Shop Drawings for Project Record Documents purposes. Label each document (on first sheet or format page) "PROJECT RECORD" in 2-inch high printed letters. Keep record documents current. Note: A reference by number to a Change Order, CCD, RFI, RFQ, RFP, Field Order or other such document is not acceptable as sufficient record information on any record document. Do not permanently conceal any Work until required information has been recorded.
  - 1. Mark these Drawings to indicate the actual installation where the installation varies appreciably from the installation shown originally. Give particular attention to information on concealed elements that would be difficult to identify or measure and record later. Items required to be marked include but are not limited to:
    - a. Dimensional changes to the Drawings
    - b. Revisions to details shown on the Drawings
    - c. Depths of various elements of foundation in relation to main floor level or survey datum
    - d. Horizontal and vertical location of underground utilities and appurtenances referenced to permanent surface improvements
    - e. Location of internal utilities and appurtenances concealed in construction referenced to visible and accessible features of structure
    - f. Locations of underground work, points of connection with existing utilities, changes in direction, valves, manholes, catch basins, capped stub outs, invert elevations, and similar items
    - g. Actual numbering of each electrical circuit
    - h. Field changes of dimension and detail
    - i. Revisions to routing of piping and conduits
    - j. Revisions to electrical circuitry
    - k. Actual equipment locations
    - l. Duct size and routing
    - m. Changes made by Change Order or CCD



- n. Details not on original Contract Drawings
2. Mark completely and accurately Project Record Drawing prints of Contract Drawings or Shop Drawings, whichever is the most capable of showing actual physical conditions. Where Shop Drawings are marked, show cross-reference on Contract Drawings location.
3. Mark Project Record Drawing sets with red, erasable colored pencil; use other colors to distinguish between changes for different categories of the Work at the same location.
4. Mark important additional information that was either shown schematically or omitted from original Drawings.
5. Note CCD numbers; alternate numbers, Change Order numbers, and similar identification.
6. Responsibility for Mark-up: Where feasible, the individual or entity who obtained Project Record Drawing data, whether the individual or entity is the installer, Subcontractor, or similar entity, is required to prepare the mark-up on Project Record Drawings.
  - a. Accurately record information in an understandable and legible drawing technique.
  - b. Record data as soon as possible after it has been obtained. In the case of concealed installations, record and check the mark-up prior to concealment.
- B. Preparation of Record Drawings: Immediately prior to inspection for Certification of Substantial Completion, review completed marked-up Project Record Drawings with District. When authorized, prepare a full set of correct transparencies of Contract Drawings and Shop Drawings.
  1. Incorporate changes and additional information previously marked on print sets. Erase, redraw, and add details and notations where applicable. Identify and date each Drawing; include the printed designation "PROJECT RECORD DRAWING" in a prominent location on each Drawing.
  2. Refer instances of uncertainty to District for resolution.
  3. Distribution: Whether or not changes and additional information were recorded, organize and bind original marked-up set of prints that were maintained during the construction period into manageable sets. Bind the set with durable paper cover sheets, with appropriate identification, including titles, dates, and other information on cover sheets.
- C. Distribution of Marked-Up Drawings: Submit three full, bound sets and one digital set in AutoCAD 2000 format, the marked-up Project Record Drawings set to District for District's records.
- D. Shop Drawings and Samples: Maintain as record documents; legibly annotate Shop Drawings and Samples to record changes made after review.
- E. In addition to requirements of this Section, comply with supplemental requirements of Divisions 15 and 16.
  1. Divisions 15 and 16 of the Specifications require the preparation of large scale, detailed layout drawings of the Work of those Divisions. These layout drawings are not Shop Drawings as defined by General Conditions, but together with Shop Drawings or layout drawings of all other affected Sections are used to check, coordinate, and integrate the work of the various Sections.
  2. Include these layout drawings as part of the Project Record Documents.

### 1.3 PROJECT RECORD SPECIFICATIONS

- A. During the construction period, maintain one copy of the Project Specifications, including addenda and modifications issued, for Project Record Documents purposes.
- B. Mark the Project Record Specifications to indicate the actual installation where the installation varies substantially from that indicated in Specifications and Modifications issued. Note related Project Record Drawing information, where applicable. Give particular attention to substitutions, selection of product options, Change Order and Construction Change Directive work, and information on concealed installation that would be difficult to identify or measure and record later.
  1. In each Specification Section where products, materials or units of equipment are specified or scheduled, mark the copy with the proprietary name and model number of the product furnished.
  2. Record the name of the manufacturer, catalog number, supplier and installer, and other information necessary to provide a record of selections made and to document coordination with Project Record Product Data submittals and maintenance manuals.
  3. Note related Project Record Product Data, where applicable, for each principal product specified, indicate whether Project Record Product Data has been submitted in maintenance manual instead of submitted as Project Record Product Data.
  4. Upon completion of mark-up, submit Project Record Specifications to District for District's records.

**1.4 ADDITIONAL REQUIREMENTS FOR FINAL PROJECT RECORD DOCUMENTS**

- A. Prior to Substantial Completion of the Work, District will make available to Contractor originals of the Drawings and Specifications, as Microsoft® Word 2000 for Windows, and AutoCAD 2000 Land Development Desktop for Windows in drawing format (.DWG) files. Note all changes thereon for the final Project Record Documents and provide one set of mylar reproducibles, one set of revised Specifications and one set of disks or CDs to be submitted to District.
- B. After Substantial Completion and before Final Completion, carefully transfer all data shown on the job set of Record Drawings to the corresponding computer files, coordinating the information as required.
- C. Clearly indicate at each affected detail and other drawings a full description of changes made during construction, and the actual location of items as previously specified.
- D. "Cloud" all affected areas.
- E. Stamp each Record Drawing with the following information:
  - 1. Project Record Document.
  - 2. Prepared by: Contractor's name, permanent address.
  - 3. Date prepared.
  - 4. Contractor's signature.
  - 5. District Contract Number.

**1.5 PROJECT RECORD PRODUCT DATA**

- A. During the construction period, maintain one copy of each Project Record Product Data submittal for Project Record Document purposes.
  - 1. Mark Project Record Product Data to indicate the actual product installation where the installation varies substantially from that indicated in Project Record Product Data submitted. Include significant changes in the product delivered to the Site, and changes in manufacturer's instructions and recommendations for installation.
  - 2. Give particular attention to information on concealed products and installations that cannot be readily identified and recorded later.
  - 3. Note related Change Orders and mark-up of Project Record Drawings, where applicable.
  - 4. Upon completion of mark-up, submit a complete set of Project Record Product Data to District for District's records.
  - 5. Where Project Record Product Data is required as part of maintenance manuals, submit marked-up Project Record Product Data as an insert in the manual, instead of submittal as Project Record Product Data.
  - 6. Contractor is responsible for mark-up and submittal of Project Record Product Data for its own Work.
- B. Material, Equipment, and Finish Data:
  - 1. Provide data for primary materials, equipment and finishes as required under each Specification Section.
  - 2. Submit three (3) hard copy sets and one (1) digital copy, on compact disc (CD) prior to final inspection, bound in 8-1/2 inches by 11 inches three-ring binders with durable plastic covers; provide typewritten table of contents for each volume.
  - 3. Arrange by Specification Section number and give names, addresses, and telephone numbers of Subcontractors and suppliers. List:
    - a. Trade names.
    - b. Model or type numbers.
    - c. Assembly diagrams.
    - d. Operating instructions.
    - e. Cleaning instructions.
    - f. Maintenance instructions.
    - g. Recommended spare parts.
    - h. Product data.

**1.6 MISCELLANEOUS PROJECT RECORD SUBMITTALS**

- A. Refer to other Specification Sections for miscellaneous record keeping requirements and submittals in connection with various construction activities. Immediately prior to Substantial Completion, complete miscellaneous records and place in good order, properly identified and bound or filed, ready

for use and reference. Submit to the District for District's records. Categories of requirements resulting in miscellaneous records include, but are not limited to, the following:

1. Field records on excavations and foundations
2. Field records on underground construction and similar work
3. Survey showing locations and elevations of underground lines
4. Invert elevations of drainage piping
5. Surveys establishing building lines and levels
6. Authorized measurements utilizing unit prices or allowances
7. Records of plant treatment
8. Ambient and substrate condition tests
9. Certifications received in lieu of labels on bulk products
10. Batch mixing and bulk delivery records
11. Testing and qualification of tradespersons
12. Documented qualification of installation firms
13. Load and performance testing
14. Inspections and certifications by governing authorities
15. Leakage and water-penetration tests
16. Fire resistance and flame spread test results
17. Final inspection and correction procedures
18. Final As-Built Construction Schedule

**PART 2 PRODUCTS**

NOT APPLICABLE TO THIS SECTION.

**PART 3 EXECUTION**

**3.1 RECORDING**

Post changes and modifications to the Contract Documents as they occur. Do not wait until the end of the Project. District may periodically review Project Record Documents to assure compliance with this requirement.

**3.2 SUBMITTAL**

- A. At completion of Project, deliver Project Record Documents to District.
- B. Accompany submittal with transmittal letter containing:
  1. Date
  2. Project title and number
  3. Contractor's name and address
  4. Number and title of each Project Record Document
  5. Certification that each document as submitted is complete and accurate, and signature of Contractor or Contractor's authorized representative.

END OF SECTION

Chabot College Hardware Totals

| Quantity | New Hardware                 | Description   |
|----------|------------------------------|---|
| 236      | 090074                       | NL Drive Screw                                      |
| 63       | 26-094 626 XQ11-948          | FSIC Mortise Housing                                |
| 85       | 050115 US28                  | 33A/99 CD Conversion Kit                            |
| 10       | ND91JD RHO 626 10-013        | Vandlgard Pushbutton Lockset                        |
| 1        | 99L-F-2 US26D 4' LHR         | 99 Series Fire Rated Double Cylinder Exit Device    |
| 28       | 20-079 626                   | FSIC Rim Housing                                    |
| 4        | ND96JD RHO 626 10-013        | Vandlgard Storeroom Lockset                         |
| 21       | 26-094 626                   | FSIC Mortise Housing                                |
| 37       | ND96JD RHO 626               | Vandlgard Storeroom Lockset                         |
| 3        | 050588 US28                  | 98 Series Less Dogging Plate                        |
| 245      | ND91JD RHO 626               | Vandlgard Pushbutton Lockset                        |
| 1        | CD99NL 3' US26D              | 99 Series Exit Device w/ Cylinder Dogging           |
| 2        | 99L-F-2 4' 26D RHR           | 99 Series Fire Rated Double Cylinder Exit Device    |
| 1        | 99EO-F 4' 26D                | 99 Series Fire Rated Exit Device                    |
| 182      | 050589 US28                  | 99 Series Less Dogging Plate                        |
| 9        | BF-161 PC                    | Deadbolt Hole Filler                                |
| 21       | EF-161 PC                    | Edge Filler Plate                                   |
| 12       | 20-060 626                   | FSIC Adams Rite Mortise Housing                     |
| 12       | 36-083 626                   | Compression Ring & Spring                           |
| 12       | 36-082 018 626               | Blocking Ring                                       |
| 12       | 36-082 037 626               | Blocking Ring                                       |
| 2        | L583-446                     | Adams Rite Cam                                      |
| 12       | ND66JD RHO 626               | ND Series Store Lock                                |
| 15       | 050525 US26D                 | Blocking Ring                                       |
| 5        | 71 628                       | Push Plate  |
| 6        | 050886 26D RHR               | 99 Series Fire Rated Double Cylinder Conversion Kit |
| 3        | 050885 26D LHR               | 99 Series Fire Rated Double Cylinder Conversion Kit |
| 2        | ND94JD RHO 626               | ND Series Vandlgard Restroom Lockset                |
| 2        | 99L-F-2 3' 26D RHR 06        | 99 Series Fire Rated Double Cylinder Exit Device    |
| 1        | 99EO-F 3' 26D                | 99 Series Fire Rated Exit Only Device               |
| 3        | KR9954 7'5" SP28             | Fire Rated Key Removable Mullion                    |
| 1        | BLP 110 630                  | Latch Protector                                     |
| 5        | BF 178 PC                    | Deadbolt Hole Filler                                |
| 1        | 99L-F-2 3' 26D LHR 06        | 99 Series Fire Rated Double Cylinder Exit Device    |
| 11       | ND80JD RHO 626               | ND Series Storeroom Lockset                         |
| 1        | 99L-F-2 US26D 4' RHR         | 99 Series Fire Rated Double Cylinder Exit Device    |
| 2        | 99L-F-2 3' US26D RHR 06 499F | 99 Series Fire Rated Double Cylinder Exit Device    |
| 2        | 99L-F-2 3' US26D LHR 06 499F | 99 Series Fire Rated Double Cylinder Exit Device    |
| 0        | KR9954                       | Fire Rated Key Removable Mullion                    |
| 1        | 36-082 038 626               | Blocking Ring                                       |
| 5        | 30-137 626                   | FSIC Mortise Housing                                |
| 1        | 050599                       | 370 Series NL Cam                                   |
| 1        | 050133 US28                  | 33A Series Less Dogging Plate                       |
| 9        | EF-161-S PC                  | Edge Filler Plate                                   |
| 1        | L9050J 06A 626               | L-Series Office Lockset                             |
| 1        | ND73JD RHO 626               | ND Series Corridor Lock                             |

Chabot College Hardware Schedule

| Bldg # | Door # | Description                                | New Cylinder | New Hardware          | Hardware Description         |
|--------|--------|--|--------------|-----------------------|------------------------------|
| 100    | LC100A | Lobby 101                                  | 20-740 626   | 090074                | NL Drive Screw               |
|        |        |  | 20-740 626   | 26-094 626 XQ11-948   | FSIC Mortise Housing         |
|        |        |  | -            | 050115 US28           | 33A/99 CD Conversion Kit     |
| 100    | LC100B | Lobby 101                                  | -            | -                     |                              |
| 100    | LC101  | Mechanical 118                             | 20-740 626   | 090074                | NL Drive Screw               |
| 100    | LC102  | Hall                                       | 20-740 626   | -                     |                              |
|        |        |  | 20-740 626   | 26-094 626 XQ11-948   | FSIC Mortise Housing         |
|        |        |  | -            | 050115 US28           | 33A/99 CD Conversion Kit     |
| 100    | LC103A | Lobby 101                                  | 20-740 626   | 090074                | NL Drive Screw               |
|        |        |  | 20-740 626   | 26-094 626 XQ11-948   | FSIC Mortise Housing         |
|        |        |  | -            | 050115 US28           | 33A/99 CD Conversion Kit     |
| 100    | LC103B | Lobby 101                                  | -            | -                     |                              |
| 100    | LC104  | Hall                                       | 20-740 626   | 090074                | NL Drive Screw               |
|        |        |  | 20-740 626   | 26-094 626 XQ11-948   | FSIC Mortise Housing         |
|        |        |  | -            | 050115 US28           | 33A/99 CD Conversion Kit     |
| 100    | LC105  | Hall                                       | 20-740 626   | -                     |                              |
| 100    | LC106A | Lobby 101                                  | 20-740 626   | 090074                | NL Drive Screw               |
|        |        |  | 20-740 626   | 26-094 626 XQ11-948   | FSIC Mortise Housing         |
|        |        |  | -            | 050115 US28           | 33A/99 CD Conversion Kit     |
| 100    | LC106B | Lobby 101                                  | -            | -                     |                              |
| 100    | LC107  | Computer Lab 164                           | 20-740 626   | 090074                | NL Drive Screw               |
|        |        |  | 20-740 626   | 26-094 626 XQ11-948   | FSIC Mortise Housing         |
|        |        |  | -            | 050115 US28           | 33A/99 CD Conversion Kit     |
| 100    | LC108  | Conference 190                             | 20-740 626   | -                     |                              |
| 100    | LC109  | Admin Assistant 188                        | 20-750 626   | -                     |                              |
| 100    | LC110  | Project Manager 186                        | 20-750 626   | -                     |                              |
| 100    | LC111  | Admin Assistant 184                        | 20-750 626   | -                     |                              |
| 100    | LC112  | Outreach Office 182                        | 20-740 626   | -                     |                              |
| 100    | LC113  | Tutoring 180                               | 20-740 626   | -                     |                              |
| 100    | LC114  | Tutoring Lockers                           | -            | -                     |                              |
| 100    | LC115  | Institutional Research 176                 | 20-750 626   | -                     |                              |
| 100    | LC116  | Conference 174                             | 20-750 626   | -                     |                              |
| 100    | LC117  | Institutional Research 172                 | 20-750 626   | -                     |                              |
| 100    | LC118  | Research 168 to Institutional Research 172 | 20-740 626   | -                     |                              |
| 100    | LC119  | Institutional Research 168                 | 20-740 626   | ND91JD RHO 626 10-013 | Vandlgard Pushbutton Lockset |
| 100    | LC120  | Institutional Research 166                 | 20-750 626   | -                     |                              |
| 100    | LC121  | Study Room 164                             | -            | -                     |                              |
| 100    | LC122  | Office 162                                 | 20-750 626   | -                     |                              |
| 100    | LC123  | Study Room 160                             | -            | -                     |                              |
| 100    | LC124  | Study Room 158                             | -            | -                     |                              |
| 100    | LC125  | Office 156                                 | 20-750 626   | -                     |                              |
| 100    | LC126  | Office 154                                 | 20-750 626   | -                     |                              |

Chabot College Hardware Schedule

| Bldg # | Door # | Description               | New Cylinder     | New Hardware          | Hardware Description                             |
|--------|--------|---------------------------|------------------|-----------------------|--|
| 100    | LC127  | Office 152                | 20-750 626       | -                     |  |
| 100    | LC128  | Office 150                | 20-740 626       | -                     |  |
| 100    | LC129  | Office 148                | 20-750 626       | -                     |  |
| 100    | LC130  | Office 144                | 20-750 626       | -                     |  |
| 100    | LC132  | TV Offices                | 20-740 626       | 99L-F-2 US26D 4' LHR  | 99 Series Fire Rated Double Cylinder Exit Device |
|        |        |                           | XB13-088 626     | 20-079 626            | FSIC Rim Housing                                 |
| 100    | LC132B | Office 140                | 20-765 626       | -                     |  |
| 100    | LC133A | TV Office 1               | 20-750 626       | -                     |  |
| 100    | LC133B | Motion Graphics Editing   | 20-750 626       | -                     |  |
| 100    | LC134  | Station Programming       | -                | -                     |  |
| 100    | LC135  | Restroom                  | -                | -                     |  |
| 100    | LC136  | Hallway to Breakroom (TV) | 20-740 626       | ND96JD RHO 626 10-013 | Vandlgard Storeroom Lockset                      |
| 100    | LC137  | Hall                      | 20-740 626       | 26-094 626            | FSIC Mortise Housing                             |
|        |        |                           | XQ13-115 114 626 | 050115 US28           | 33A/99 CD Conversion Kit                         |
| 100    | LC138B | On Air Studio             | 20-750 626       | -                     |  |
| 100    | LC139  | Production Studio 2       | 20-750 626       | -                     |  |
| 100    | LC140A | Electrical Panels         | 20-740 626       | -                     |  |
| 100    | LC140B | Electrical Panels         | 20-740 626       | -                     |  |
| 100    | LC140C | Hall                      | 20-740 626       | -                     |  |
|        |        |                           | 20-740 626       | -                     |  |
| 100    | LC141  | Storage/Mechanical        | 20-740 626       | -                     |  |
| 100    | LC142A | Tutoring 114              | 20-740 626       |                       |  |
| 100    | LC142B | Computer Lab              | 20-740 626       | ND96JD RHO 626        | Vandlgard Storeroom Lockset                      |
| 100    | LC143A | Storage                   | 20-765 626       | -                     |  |
| 100    | LC143B | Storage to Computer Lab   | 20-740 626       |                       |  |
|        |        |                           | 20-765 626       |                       |  |
| 100    | LC144A | Tutoring 112              | 20-740 626       |                       |  |
| 100    | LC144B | Tutoring 112              | 20-750 626       | -                     |  |
| 100    | LC145  | IDF                       | 20-740 626       | ND96JD RHO 626        | Vandlgard Storeroom Lockset                      |
|        |        |                           | -                |                       |  |
| 100    | LC146  | Break Room                | 20-740 626       |                       |  |
| 100    | LC147  | Men's Staff Restroom      | 20-765 626       | -                     |  |
| 100    | LC148  | Women's Staff Restroom    | 20-765 626       | -                     |  |
| 100    | LC149  | Hall                      | 20-740 626       | 090074                | NL Drive Screw                                   |
|        |        |                           | -                | 050588 US28           | 98 Series Less Dogging Plate                     |
|        |        |                           | -                | 050588 US28           | 98 Series Less Dogging Plate                     |
| 100    | LC150  | TV Editing Center         | 20-740 626       | -                     |  |
| 100    | LC150B | TV Restricted Area        | 20-765 626       | -                     |  |
| 100    | LC151A | Vanity Mirror Room        | -                | -                     |  |
| 100    | LC151B | Vanity Lounge 120D        | 20-740 626       | ND91JD RHO 626        | Vandlgard Pushbutton Lockset                     |
| 100    | LC153A | DJ Studio                 | 20-750 626       | -                     |  |
| 100    | LC154A | Production Studio         | 20-750 626       | -                     |  |

Chabot College Hardware Schedule

| Bldg # | Door # | Description                            | New Cylinder     | New Hardware          | Hardware Description                             |
|--------|--------|--|------------------|-----------------------|--|
| 100    | LC155  | Utility Room                           | 20-765 626       | -                     |  |
| 100    | LC156  | Elevator Machine Room                  | 20-740 626       | -                     |  |
| 100    | LC157  | IDF                                    | 20-740 626       | -                     |  |
| 100    | LC158  | Storage 172                            | 20-740 626       | -                     |  |
| 100    | LC159  | Custodial                              | 20-750 626       | -                     |  |
| 100    | LC160  | Women's Restroom                       | 20-765 626       | -                     |  |
| 100    | LC161A | Storage 114A                           | 20-740 626       | -                     |  |
| 100    | LC161B | Storage 114A                           | 20-750 626       | -                     |  |
| 100    | LC162  | Office                                 | 20-740 626       | -                     |  |
| 100    | LC163  | Tutoring to Computer Lab               | 20-740 626       | ND96JD RHO 626 10-013 | Vandlgard Storeroom Lockset                      |
| 100    | LC164  | Office                                 | 20-740 626       | 20-079 626            | FSIC Rim Housing                                 |
|        |        |  | XQ13-115 114 626 | CD99NL 3' US26D       | 99 Series Exit Device w/ Cylinder Dogging        |
| 100    | LC165  | Closet                                 | 20-750 626       | -                     |  |
| 100    | LC166  | Closet 142B                            | 20-750 626       | -                     |  |
| 100    | LC167  | Computer Lab 146A                      | 20-740 626       | -                     |  |
| 100    | LC168  | Conference 122                         | 20-740 626       | 99L-F-2 4' 26D RHR    | 99 Series Fire Rated Double Cylinder Exit Device |
|        |        |  | XB13-088 626     | 20-079 626            | FSIC Rim Housing                                 |
| 100    | LC169  | Storage                                | 20-748 626       | -                     |  |
| 100    | LC170A | TV Studio 124A                         | 20-740 626       | 090074                | NL Drive Screw                                   |
|        |        |  | -                |                       |  |
| 100    | LC170B | TV Studio                              | 20-740 626       | 99L-F-2 4' 26D RHR    | 99 Series Fire Rated Double Cylinder Exit Device |
|        |        |  | XB13-088 626     | 20-079 626            | FSIC Rim Housing                                 |
| 100    | LC171  | Training 171                           | 20-740 626       |                       |  |
| 100    | LC172A | Conference to IT                       | 20-740 626       | -                     |  |
| 100    | LC172B | Conference 170                         | 20-740 626       | -                     |  |
| 100    | LC172C | Collaboration Projects to IT           | 20-740 626       | -                     |  |
| 100    | LC173  | Collaboration Projects to Computer Lab | 20-740 626       | -                     |  |
| 100    | LC174  | Computer Lab 164                       | 20-740 626       | 090074                | NL Drive Screw                                   |
|        |        |  | -                | 050588 US28           | 98 Series Less Dogging Plate                     |
| 100    | LC175  | Tutoring Room                          | 20-750 626       | -                     |  |
| 100    | LC176  | Tutoring Center                        | 20-750 626       | -                     |  |
| 100    | LC177  | Hall                                   | 20-740 626       | 090074                | NL Drive Screw                                   |
|        |        |  | -                | -                     |  |
| 100    | LC178  | Study Room 116                         | 20-740 626       | ND91JD RHO 626        | Vandlgard Pushbutton Lockset                     |
|        |        |  | -                |                       |  |
| 100    | LC179  | Television Studio 122                  | 20-740 626       | 090074                | NL Drive Screw                                   |
| 100    | LC180  | Production Room (TV)                   | 20-750 626       | -                     |  |
| 100    | LC181  | Hall to TV Stairwell                   | 20-740 626       | 99EO-F 4' 26D         | 99 Series Fire Rated Exit Device                 |
| 100    | LC182A | Control Room (TV)                      | 20-750 626       | -                     |  |
| 100    | LC182B | Control Room (TV)                      | 20-750 626       | -                     |  |
| 100    | LC183  | Collaboration Projects                 | 20-740 626       | ND91JD RHO 626        | Vandlgard Pushbutton Lockset                     |
| 100    | LC184A | Video Room                             | 20-740 626       | -                     |  |

Chabot College Hardware Schedule

| Bldg # | Door # | Description               | New Cylinder     | New Hardware        | Hardware Description         |
|--------|--------|---------------------------|------------------|---------------------|------------------------------|
| 100    | LC184B | Video Room                | 20-740 626       | ND91JD RHO 626      | Vandlgard Pushbutton Lockset |
| 100    | LC185  | Office                    | 20-740 626       | -                   |                              |
| 100    | LC186  | Stairs                    | 20-740 626       | -                   |                              |
|        |        |                           | 20-740 626       | 26-094 626 XQ11-948 | FSIC Mortise Housing         |
|        |        |                           | -                | 050115 US28         | 33A/99 CD Conversion Kit     |
| 100    | LC187  | Office Mixer (TV)         | 20-750 626       | -                   |                              |
| 100    | LC188  | Control Room (TV)         | 20-750 626       | -                   |                              |
| 100    | LC189  | Custodial                 | 20-740 626       | ND96JD RHO 626      | Vandlgard Storeroom Lockset  |
| 100    | LC190  | Stairs                    | 20-740 626       | -                   |                              |
|        |        |                           | 20-740 626       | 26-094 626 XQ11-948 | FSIC Mortise Housing         |
|        |        |                           | -                | 050115 US28         | 33A/99 CD Conversion Kit     |
| 100    | LC191  | Break Room (TV)           | 20-740 626       | ND91JD RHO 626      | Vandlgard Pushbutton Lockset |
| 100    | LC192  | Hallway                   | 20-740 626       | -                   |                              |
| 100    | LC193  | Break Room Storage Closet | 20-750 626       | -                   |                              |
| 100    | LC194  | Men's Restroom            | 20-765 626       | -                   |                              |
| 100    | LC200  | Reading Area              | 20-740 626       | 090074              | NL Drive Screw               |
|        |        |                           | 20-740 626       | 26-094 626 XQ11-948 | FSIC Mortise Housing         |
|        |        |                           | -                | 050115 US28         | 33A/99 CD Conversion Kit     |
| 100    | LC201  | Reading Area              | 20-740 626       | 090074              | NL Drive Screw               |
|        |        |                           | 20-740 626       | 26-094 626 XQ11-948 | FSIC Mortise Housing         |
|        |        |                           | -                | 050115 US28         | 33A/99 CD Conversion Kit     |
| 100    | LC202  | Emergency Exit Path       | -                | 050589 US28         | 99 Series Less Dogging Plate |
|        |        |                           | -                | 050589 US28         | 99 Series Less Dogging Plate |
|        |        |                           | 20-740 626       |                     |                              |
| 100    | LC202B | Stair Closet              | 20-729 626       |                     |                              |
| 100    | LC203  | Outdoor Reading           | 20-740 626       | 090074              | NL Drive Screw               |
|        |        |                           | XQ13-115 114 626 | 050115 US28         | 33A/99 CD Conversion Kit     |
|        |        |                           | -                | 26-094 626 XQ11-948 | FSIC Mortise Housing         |
|        |        |                           | XQ13-115 114 626 | 050115 US28         | 33A/99 CD Conversion Kit     |
|        |        |                           | -                | 26-094 626 XQ11-948 | FSIC Mortise Housing         |
| 100    | LC204  | Outdoor Reading           | 20-740 626       | 090074              | NL Drive Screw               |
|        |        |                           | XQ13-115 114 626 | 050115 US28         | 33A/99 CD Conversion Kit     |
|        |        |                           | -                | 26-094 626 XQ11-948 | FSIC Mortise Housing         |
|        |        |                           | XQ13-115 114 626 | 050115 US28         | 33A/99 CD Conversion Kit     |
|        |        |                           | -                | 26-094 626 XQ11-948 | FSIC Mortise Housing         |
| 100    | LC205  | Men's Restroom            | 20-750 626       | -                   |                              |
| 100    | LC205B | Stair Closet              | 20-729 626       | -                   |                              |
| 100    | LC206  | Men's Restroom            | 20-750 626       | -                   |                              |
| 100    | LC207  | Mechanical 125            | 20-750 626       | -                   |                              |
| 100    | LC208  | Classroom 218             | 20-740 626       | ND91JD RHO 626      | Vandlgard Pushbutton Lockset |
| 100    | LC209  | Classroom 218             | 20-740 626       | ND91JD RHO 626      | Vandlgard Pushbutton Lockset |
| 100    | LC210  | IDF-3 115C                | 20-740 626       | -                   |                              |



Chabot College Hardware Schedule

| Bldg # | Door # | Description                  | New Cylinder     | New Hardware          | Hardware Description         |
|--------|--------|------------------------------|------------------|-----------------------|------------------------------|
| 100    | LC211A | Office 117                   | 20-750 626       | -                     |                              |
| 100    | LC211B | Office 117                   | 20-750 626       | -                     |                              |
| 100    | LC212  | Library 215                  | 20-750 626       | -                     |                              |
| 100    | LC213  | Women's Staff Restroom 115A  | -                | -                     |                              |
| 100    | LC214  | Men's Staff Restroom         | 20-750 626       | -                     |                              |
| 100    | LC215  | Breakroom 115D               | 20-750 626       | -                     |                              |
| 100    | LC216  | Conference to Breakroom 115D | 20-750 626       | -                     |                              |
| 100    | LC217  | Women's Restroom             | 20-740 626       | -                     |                              |
| 100    | LC218  | Women's Restroom             | 20-750 626       | -                     |                              |
| 100    | LC219  | Custodial 105                | 20-750 626       | -                     |                              |
| 100    | LC220  | Mechanical 105A              | 20-750 626       | -                     |                              |
| 100    | LC221  | Conference 204               | 20-740 626       | 090074                | NL Drive Screw               |
|        |        |                              | XQ13-115 114 626 | 050115 US28           | 33A/99 CD Conversion Kit     |
| 100    | LC222  | Conference 204               | 20-740 626       | 090074                | NL Drive Screw               |
|        |        |                              | -                | 050589 US28           | 99 Series Less Dogging Plate |
| 100    | LC223  | Office 109                   | 20-740 626       | ND91JD RHO 626 10-013 | Vandlgard Pushbutton Lockset |
| 100    | LC224  | Office 111                   | 20-740 626       | ND91JD RHO 626 10-013 | Vandlgard Pushbutton Lockset |
| 100    | LC225A | Office 113                   | 20-750 626       | -                     |                              |
| 100    | LC225B | Library 215 to Office 113    | 20-740 626       | -                     |                              |
| 100    | LC229C | Maker Space 129C             | 20-740 626       | -                     |                              |
|        |        |                              | XQ13-115 114 626 |                       |                              |
| 100    | LC230  | Emergency Exit Path          | -                | 050589 US28           | 99 Series Less Dogging Plate |
|        |        |                              | -                | 050589 US28           | 99 Series Less Dogging Plate |
|        |        |                              | 20-740 626       |                       |                              |
| 100    | LC300A | Audio Visual Learning        | 20-740 626       | ND91JD RHO 626        | Vandlgard Pushbutton Lockset |
| 100    | LC300B | Audio Visual Learning        | 20-740 626       | ND91JD RHO 626        | Vandlgard Pushbutton Lockset |
| 200    | AD100A | Mail Room 228                | 20-740 626       | 090074                | NL Drive Screw               |
|        |        |                              | -                | 050589 US28           | 99 Series Less Dogging Plate |
| 200    | AD100B | Mail Room 228                | 20-740 626       | 090074                | NL Drive Screw               |
|        |        |                              | -                | 050589 US28           | 99 Series Less Dogging Plate |
| 200    | AD100C | Mail Room 228                | 20-740 626       | -                     |                              |
| 200    | AD101  | Lobby                        | 20-740 626       | -                     |                              |
| 200    | AD102  | Mechanical 256               | 20-750 626       | -                     |                              |
| 200    | AD103A | Cashier 223A                 | 20-765 626       | -                     |                              |
| 200    | AD103B | Cashier 223A                 | 20-765 626       | -                     |                              |
| 200    | AD103C | Cashier 223A                 | 20-750 626       | -                     |                              |
| 200    | AD106A | Corridor Entrance            | 20-740 626       | 090074                | NL Drive Screw               |
|        |        |                              | -                | 050589 US28           | 99 Series Less Dogging Plate |
| 200    | AD106B | Office 207                   | 20-740 626       | -                     |                              |
| 200    | AD107A | Board Room 200               | 20-740 626       | 090074                | NL Drive Screw               |
|        |        |                              | -                | 050589 US28           | 99 Series Less Dogging Plate |
| 200    | AD107B | Board Room 200               | 20-740 626       | 090074                | NL Drive Screw               |

Chabot College Hardware Schedule

| Bldg # | Door # | Description             | New Cylinder | New Hardware   | Hardware Description         |
|--------|--------|-------------------------|--------------|----------------|------------------------------|
|        |        |                         | -            | 050589 US28    | 99 Series Less Dogging Plate |
| 200    | AD107C | Board Room 200          | 20-750 626   | -              |                              |
| 200    | AD107D | Board Room 200          | 20-750 626   | -              |                              |
| 200    | AD107E | Office 207              | 20-740 626   | -              |                              |
| 200    | AD107F | Hall                    | 20-750 626   | -              |                              |
| 200    | AD108  | Hall                    | 20-740 626   | 090074         | NL Drive Screw               |
|        |        |                         | -            | 050589 US28    | 99 Series Less Dogging Plate |
| 200    | AD109  | Office 231              | 20-765 626   | -              |                              |
| 200    | AD110  | Office                  | 20-750 626   | -              |                              |
| 200    | AD111  | Office                  | 20-750 626   | -              |                              |
| 200    | AD112A | Men's Restroom          | 20-750 626   | -              |                              |
| 200    | AD113  | Staff Lounge 229        | 20-765 626   | -              |                              |
| 200    | AD114  | Women's Restroom        | 20-750 626   | -              |                              |
| 200    | AD115A | Print Shop 221          | 20-750 626   | -              |                              |
| 200    | AD115B | Campus Safety 203       | 20-750 626   | -              |                              |
| 200    | AD116  | Business Office 223     | 20-740 626   | ND91JD RHO 626 | Vandlgard Pushbutton Lockset |
| 200    | AD117  | Records 221B            | 20-750 626   | -              |                              |
|        |        |                         | -            | BF-161 PC      | Deadbolt Hole Filler         |
|        |        |                         | -            | EF-161 PC      | Edge Filler Plate            |
|        |        |                         | -            | EF-161 PC      | Edge Filler Plate            |
| 200    | AD118A | Storage                 | 20-750 626   | -              |                              |
| 200    | AD119B | Campus Safety 203       | 20-740 626   | -              |                              |
| 200    | AD120A | Conference Room         | 20-750 626   | -              |                              |
| 200    | AD120B | Conference Room         | 20-750 626   | -              |                              |
| 200    | AD121  | Office 209              | 20-750 626   | -              |                              |
| 200    | AD122  | Office 211              | 20-750 626   | -              |                              |
| 200    | AD123  | Office 213              | 20-750 626   | -              |                              |
| 200    | AD124  | Office 215              | 20-750 626   | -              |                              |
| 200    | AD125  | Office 217              | 20-750 626   | -              |                              |
| 200    | AD126  | Office 219              | 20-750 626   | -              |                              |
| 200    | AD127  | Storage                 | 20-750 626   | -              |                              |
| 200    | AD128  | Janitor                 | 20-750 626   | -              |                              |
| 200    | AD129A | Storage                 | 20-750 626   | -              |                              |
| 200    | AD129B | Storage                 | 20-750 626   | -              |                              |
| 200    | AD130  | Unisex Restroom         | -            | -              |                              |
| 200    | AD131A | Conference Room 204B    | 20-748 626   |                |                              |
| 200    | AD131B | Conference Room 204B    | 20-740 626   | ND91JD RHO 626 | Vandlgard Pushbutton Lockset |
| 200    | AD132  | VP Business 206A        | 20-750 626   | -              |                              |
| 200    | AD133  | VP Students 208A        | 20-765 626   | -              |                              |
| 200    | AD134A | Executive Assistant 205 | 20-750 626   | -              |                              |
| 200    | AD134B | VP Students 208A        | 20-750 626   | -              |                              |
| 200    | AD135  | Office 206              | 20-750 626   | -              |                              |

Chabot College Hardware Schedule

| Bldg # | Door # | Description             | New Cylinder     | New Hardware        | Hardware Description            |
|--------|--------|-------------------------|------------------|---------------------|---------------------------------|
| 200    | AD136A | Meeting Area            | 20-750 626       | -                   |                                 |
| 200    | AD136B | Conference Room 204B    | 20-750 626       | -                   |                                 |
| 200    | AD137A | VP Instructor 214       | 20-750 626       | -                   |                                 |
| 200    | AD137B | VP Instructor 214       | 20-750 626       | -                   |                                 |
| 200    | AD138  | VP Instructor 214       | 20-750 626       | -                   |                                 |
| 200    | AD139  | Waiting 210             | 20-750 626       | -                   |                                 |
| 200    | AD140  | Office 216              | 20-750 626       | -                   |                                 |
| 200    | AD141  | Office 218              | 20-750 626       | -                   |                                 |
| 200    | AD142  | Office 220              | 20-750 626       | -                   |                                 |
| 200    | AD143  | Office 222              | 20-750 626       | -                   |                                 |
| 200    | AD145  | Storage                 | 20-750 626       | -                   |                                 |
| 200    | AD146  | A/C                     | 20-748 626       | -                   |                                 |
| 200    | AD147  | Materials 224           | 20-750 626       | -                   |                                 |
| 200    | AD148  | Reception 224A          | 20-750 626       | -                   |                                 |
| 200    | AD149  | IDF 226                 | 20-750 626       | -                   |                                 |
| 200    | AD150  | Electrical Panels       | 20-750 626       | -                   |                                 |
| 200    | AD155  | Executive Assistant 212 | 20-750 626       | -                   |                                 |
| 200    | AD156  | Print Shop 221          | 20-740 626       | 20-060 626          | FSIC Adams Rite Mortise Housing |
|        |        |                         | -                | 36-083 626          | Compression Ring & Spring       |
|        |        |                         | -                | 36-082 018 626      | Blocking Ring                   |
|        |        |                         | -                | 36-082 037 626      | Blocking Ring                   |
|        |        |                         | XQ13-115 118 626 | L583-446            | Adams Rite Cam                  |
| 200    | AD157  | Cabinet                 | 47-743 626       | -                   |                                 |
| 200    | AD158  | Cubicle Space           | 20-728 626       | -                   |                                 |
| 200    | AD159  | Cubicle                 | 20-728 626       | -                   |                                 |
| 200    | AD160  | Inbox Cabinet           | 20-740 626       | -                   |                                 |
| 200    | AD161  | Enclosure               | 47-743 626       | -                   |                                 |
| 200    | AD162  | Flag Poll               | 47-743 626       | -                   |                                 |
| 200    | AD163  | Enclosure               | 20-750 626       | -                   |                                 |
| 300    | BE100  | Hall                    | 20-740 626       | 090074              | NL Drive Screw                  |
|        |        |                         | -                | 050589 US28         | 99 Series Less Dogging Plate    |
|        |        |                         | 20-740 626       | 26-094 626 XQ11-948 | FSIC Mortise Housing            |
|        |        |                         | -                | 050115 US28         | 33A/99 CD Conversion Kit        |
| 300    | BE101  | Hall                    | 20-740 626       | 090074              | NL Drive Screw                  |
|        |        |                         | -                | 050589 US28         | 99 Series Less Dogging Plate    |
|        |        |                         | 20-740 626       | 26-094 626 XQ11-948 | FSIC Mortise Housing            |
|        |        |                         | -                | 050115 US28         | 33A/99 CD Conversion Kit        |
| 300    | BE102  | Enclosure               | 47-743 626       | -                   |                                 |
| 300    | BE103  | Mechanical Room         | 20-740 626       | -                   |                                 |
| 300    | BE104  | Enclosure               | 20-765 626       | -                   |                                 |
| 300    | BE105  | Hall                    | 20-740 626       | -                   |                                 |
| 300    | BE106  | Classroom 301           | 20-740 626       |                     |                                 |

Chabot College Hardware Schedule

| Bldg # | Door # | Description  | New Cylinder               | New Hardware        | Hardware Description         |
|--------|--------|--|----------------------------|---------------------|------------------------------|
| 300    | BE107  | Classroom 301                                      | XB13-088 626<br>20-740 626 |                     |                              |
|        |        |  | XB13-088 626               |                     |                              |
| 300    | BE108  | Classroom 303                                      | 20-740 626                 | 090074              | NL Drive Screw               |
| 300    | BE109  | Classroom 303                                      | 20-740 626                 | 090074              | NL Drive Screw               |
| 300    | BE110A | Records 305  | 20-740 626                 | ND96JD RHO 626      | Vandlgard Storeroom Lockset  |
|        |        |  | -                          |                     |                              |
| 300    | BE110B | Records 305  | 20-740 626                 | ND66JD RHO 626      | ND Series Store Lock         |
|        |        |  | 20-740 626                 |                     |                              |
| 300    | BE110C | Records 305  | 20-740 626                 | ND66JD RHO 626      | ND Series Store Lock         |
|        |        |  | 20-740 626                 |                     |                              |
| 300    | BE111  | Classroom 307                                      | 20-740 626                 | 090074              | NL Drive Screw               |
| 300    | BE112  | Classroom 307                                      | 20-740 626                 | 090074              | NL Drive Screw               |
| 300    | BE113  | Audio Visual 308                                   | 20-740 626                 | ND96JD RHO 626      | Vandlgard Storeroom Lockset  |
|        |        |  | -                          | -                   |                              |
| 300    | BE114  | CCS/AV 304   | 20-740 626                 | ND96JD RHO 626      | Vandlgard Storeroom Lockset  |
|        |        |  | -                          | -                   |                              |
| 300    | BE115  | CCS/AV 304   | 20-740 626                 | ND96JD RHO 626      | Vandlgard Storeroom Lockset  |
| 300    | BE116  | Network Room 302                                   | 20-740 626                 | ND96JD RHO 626      | Vandlgard Storeroom Lockset  |
|        |        |  | 20-740 626                 |                     |                              |
| 300    | BE117  | Men's Restroom                                     | 20-740 626                 | -                   |                              |
| 300    | BE118A | Classroom 303 to Testing #2 305A                   | 20-740 626                 | ND66JD RHO 626      | ND Series Store Lock         |
|        |        |  | 20-740 626                 |                     |                              |
| 300    | BE118B | Testing #2 305A to Records 305                     | 20-740 626                 | -                   |                              |
| 300    | BE119A | Classroom 307 to Testing #2 305A                   | 20-740 626                 | ND66JD RHO 626      | ND Series Store Lock         |
|        |        |  | 20-740 626                 |                     |                              |
| 300    | BE119B | Testing #2 305A to Records 305                     | 20-740 626                 | -                   |                              |
| 300    | BE120  | District Office #2 302D to Network Room 302        | 20-740 626                 | -                   |                              |
| 300    | BE121  | District Office #1 302C to District Office #2 302D | 20-740 626                 | -                   |                              |
| 300    | BE122A | Computer Support 302B to District Office #1 302C   | 20-740 626                 | -                   |                              |
| 300    | BE122B | CCS/AV 304 to Computer Support 302B                | -                          | -                   |                              |
| 300    | BE123  | Server Room 302A                                   | 20-740 626                 | -                   |                              |
| 300    | BE124A | Storage 306  | 20-740 626                 | -                   |                              |
| 300    | BE124B | Custodial  | 20-740 626                 | -                   |                              |
| 300    | BE200  | Hall   | 20-740 626                 | 090074              | NL Drive Screw               |
|        |        |  | -                          | 050589 US28         | 99 Series Less Dogging Plate |
|        |        |  | 20-740 626                 | 26-094 626 XQ11-948 | FSIC Mortise Housing         |
|        |        |  | -                          | 050115 US28         | 33A/99 CD Conversion Kit     |
| 300    | BE201  | Custodian  | 20-740 626                 | -                   |                              |
| 300    | BE202  | Classroom 351                                      | 20-740 626                 | ND91JD RHO 626      | Vandlgard Pushbutton Lockset |
|        |        |  | -                          | -                   |                              |
| 300    | BE203  | Classroom 353                                      | 20-740 626                 | ND91JD RHO 626      | Vandlgard Pushbutton Lockset |

Chabot College Hardware Schedule

| Bldg # | Door # | Description                              | New Cylinder | New Hardware   | Hardware Description         |
|--------|--------|--|--------------|----------------|------------------------------|
| 300    | BE204A | Classroom 355                            | 20-740 626   | -              |                              |
|        |        |  | XB13-088 626 |                |                              |
| 300    | BE204B | Classroom 355                            | 20-740 626   |                |                              |
|        |        |  | XB13-088 626 |                |                              |
| 300    | BE205  | Classroom 357                            | 20-740 626   | -              |                              |
| 300    | BE206  | Classroom 359                            | 20-740 626   | ND91JD RHO 626 | Vandlgard Pushbutton Lockset |
|        |        |  | -            | -              |                              |
| 300    | BE207  | IDF 358                                  | 20-740 626   | -              |                              |
| 300    | BE209  | Classroom 356                            | 20-740 626   | ND91JD RHO 626 | Vandlgard Pushbutton Lockset |
|        |        |  | -            | -              |                              |
| 300    | BE210  | Classroom 354                            | 20-740 626   | 090074         | NL Drive Screw               |
| 300    | BE211  | Classroom 354                            | 20-740 626   | 090074         | NL Drive Screw               |
| 300    | BE212  | Classroom 352                            | 20-740 626   | 090074         | NL Drive Screw               |
| 300    | BE213  | Classroom 352                            | 20-740 626   | 090074         | NL Drive Screw               |
| 300    | BE214  | Women's Restroom                         | 20-740 626   | -              |                              |
| 400    | IO100A | Work Room 406                            | 20-740 626   | 050589 US28    | 99 Series Less Dogging Plate |
| 400    | IO100B | Work Room 406 to Dean's Admin Office 412 | 20-740 626   | -              |                              |
| 400    | IO100C | Work Room 406                            | 20-740 626   | -              |                              |
| 400    | IO101  | Hall                                     | 20-740 626   | 050589 US28    | 99 Series Less Dogging Plate |
| 400    | IO102  | Fire Water Valve 402M                    | 20-740 626   | -              |                              |
| 400    | IO103  | Hall                                     | 20-740 626   | -              |                              |
| 400    | IO104  | Hall                                     | 20-740 626   | -              |                              |
| 400    | IO105  | Hall                                     | 20-740 626   | -              |                              |
|        |        |  | 20-740 626   | -              |                              |
| 400    | IO106  | Hall                                     | 20-740 626   | -              |                              |
|        |        |  | 20-740 626   | -              |                              |
| 400    | IO107  | Hall                                     | 20-740 626   | -              |                              |
|        |        |  | 20-740 626   | -              |                              |
| 400    | IO108  | Hall                                     | 20-740 626   | -              |                              |
| 400    | IO109  | Hall                                     | 20-740 626   | 050589 US28    | 99 Series Less Dogging Plate |
| 400    | IO110  | Hall                                     | 20-740 626   | 050589 US28    | 99 Series Less Dogging Plate |
| 400    | IO111  | Fire Riser Room 403M                     | 20-740 626   | -              |                              |
| 400    | IO112  | Hall                                     | 20-740 626   | 050589 US28    | 99 Series Less Dogging Plate |
| 400    | IO113  | Hall                                     | -            | -              |                              |
| 400    | IO114  | Hall                                     | 20-740 626   | 090074         | NL Drive Screw               |
|        |        |  | -            | 050589 US28    | 99 Series Less Dogging Plate |
| 400    | IO115  | Hall                                     | 20-740 626   | 050589 US28    | 99 Series Less Dogging Plate |
| 400    | IO116  | Office 402L                              | 20-740 626   | -              |                              |
| 400    | IO117  | Office 402K                              | 20-740 626   | -              |                              |
| 400    | IO118  | Office 402J                              | 20-740 626   | -              |                              |
| 400    | IO119  | Office 402H                              | 20-740 626   | -              |                              |

Chabot College Hardware Schedule

| Bldg # | Door # | Description                 | New Cylinder | New Hardware | Hardware Description |
|--------|--------|-----------------------------|--------------|--------------|----------------------|
| 400    | IO120  | Office 402G                 | 20-740 626   | -            |                      |
| 400    | IO121  | Office 402F                 | 20-740 626   | -            |                      |
| 400    | IO122  | Office 402E                 | 20-740 626   | -            |                      |
| 400    | IO123  | Office 402D                 | 20-740 626   | -            |                      |
| 400    | IO124  | Office 402C                 | 20-740 626   | -            |                      |
| 400    | IO125  | Office 402B                 | 20-740 626   | -            |                      |
| 400    | IO126  | Office 402A                 | 20-740 626   | -            |                      |
| 400    | IO127A | Conference Room 402Y        | 20-740 626   | -            |                      |
| 400    | IO127B | Conference Room 402Y        | 20-740 626   | -            |                      |
| 400    | IO128  | Utility Room                | 20-740 626   | -            |                      |
| 400    | IO129  | Office 402V                 | 20-740 626   | -            |                      |
| 400    | IO130  | Office 402U                 | 20-740 626   | -            |                      |
| 400    | IO131  | Office 402T                 | 20-740 626   | -            |                      |
| 400    | IO132  | Office 402S                 | 20-740 626   | -            |                      |
| 400    | IO133  | Office 402Q                 | 20-740 626   | -            |                      |
| 400    | IO134  | Office 402P                 | 20-740 626   | -            |                      |
| 400    | IO135  | Office 402N                 | 20-740 626   | -            |                      |
| 400    | IO136  | President's Office          | 20-740 626   | -            |                      |
| 400    | IO137A | Dean's Admin Office 408     | 20-740 626   | -            |                      |
| 400    | IO137B | Dean's Admin Office 408     | 20-765 626   | -            |                      |
| 400    | IO138  | Office 412                  | 20-740 626   | -            |                      |
| 400    | IO139  | Dean's Admin Office 414     | 20-740 626   | -            |                      |
| 400    | IO140A | Dean's Admin Office 414     | 20-740 626   | -            |                      |
| 400    | IO140B | Dean's Conference Room 404R | 20-740 626   | -            |                      |
| 400    | IO141  | Office 404A                 | 20-740 626   | -            |                      |
| 400    | IO142  | Office 404B                 | 20-740 626   | -            |                      |
| 400    | IO143  | Office 404C                 | 20-740 626   | -            |                      |
| 400    | IO144  | Office 404D                 | 20-740 626   | -            |                      |
| 400    | IO145  | Office 404E                 | 20-740 626   | -            |                      |
| 400    | IO146  | Office 404F                 | 20-740 626   | -            |                      |
| 400    | IO147  | Office 404G                 | 20-740 626   | -            |                      |
| 400    | IO148  | Office 404H                 | 20-740 626   | -            |                      |
| 400    | IO149  | Office 404J                 | 20-740 626   | -            |                      |
| 400    | IO150  | Office 404K                 | 20-740 626   | -            |                      |
| 400    | IO151  | Office 404M                 | 20-740 626   | -            |                      |
| 400    | IO152  | Office 404N                 | 20-740 626   | -            |                      |
| 400    | IO153  | Office 404P                 | 20-740 626   | -            |                      |
| 400    | IO154  | Office 404Q                 | 20-740 626   | -            |                      |
| 400    | IO155  | Storage Room 416            | 20-740 626   | -            |                      |
| 400    | IO156  | Women's Restroom            | -            | -            |                      |
| 400    | IO157  | Men's Restroom              | -            | -            |                      |
| 400    | IO158  | MDF Room 415                | 20-740 626   | -            |                      |

Chabot College Hardware Schedule

| Bldg # | Door # | Description          | New Cylinder | New Hardware | Hardware Description |
|--------|--------|----------------------|--------------|--------------|----------------------|
| 400    | IO159A | Meeting Room 405     | 20-740 626   | -            |                      |
| 400    | IO159B | Meeting Room 405     | 20-740 626   | -            |                      |
| 400    | IO160  | Office 401A          | 20-740 626   | -            |                      |
| 400    | IO161  | Office 401B          | 20-740 626   | -            |                      |
| 400    | IO162  | Office 401C          | 20-740 626   | -            |                      |
| 400    | IO163  | Office 401D          | 20-740 626   | -            |                      |
| 400    | IO164  | Office 401E          | 20-740 626   | -            |                      |
| 400    | IO165  | Office 401F          | 20-740 626   | -            |                      |
| 400    | IO166  | Office 401G          | 20-740 626   | -            |                      |
| 400    | IO167  | Office 401H          | 20-740 626   | -            |                      |
| 400    | IO168  | Office 401J          | 20-740 626   | -            |                      |
| 400    | IO169  | Office 401K          | 20-740 626   | -            |                      |
| 400    | IO170  | Office 401L          | 20-740 626   | -            |                      |
| 400    | IO171  | Office 401N          | 20-740 626   | -            |                      |
| 400    | IO172  | Office 401P          | 20-740 626   | -            |                      |
| 400    | IO173  | Office 401Q          | 20-740 626   | -            |                      |
| 400    | IO174  | Office 401R          | 20-740 626   | -            |                      |
| 400    | IO175  | Office 401S          | 20-740 626   | -            |                      |
| 400    | IO176  | Electrical Room 401T | 20-740 626   | -            |                      |
| 400    | IO177A | Break Room 401U      | 20-740 626   | -            |                      |
| 400    | IO177B | Break Room 401U      | 20-740 626   | -            |                      |
|        |        |                      | 20-740 626   |              |                      |
| 400    | IO178  | Office 403N          | 20-740 626   | -            |                      |
| 400    | IO179  | Office 403P          | 20-740 626   | -            |                      |
| 400    | IO180  | Office 403Q          | 20-740 626   | -            |                      |
| 400    | IO181  | Office 403R          | 20-740 626   | -            |                      |
| 400    | IO182  | Office 403S          | 20-740 626   | -            |                      |
| 400    | IO183  | Office 403T          | 20-740 626   | -            |                      |
| 400    | IO184  | Office 403U          | 20-740 626   | -            |                      |
| 400    | IO185  | Office 403V          | 20-740 626   | -            |                      |
| 400    | IO186  | Office 403W          | 20-740 626   | -            |                      |
| 400    | IO187  | Office 403X          | 20-740 626   | -            |                      |
| 400    | IO188  | Office 403Y          | 20-740 626   | -            |                      |
| 400    | IO189  | Office 403Z          | 20-740 626   | -            |                      |
| 400    | IO190  | Custodian 403A       | 20-740 626   | -            |                      |
| 400    | IO191  | Women's Restroom     | 23-000 626   | -            |                      |
| 400    | IO192  | Office 403C          | 20-740 626   | -            |                      |
| 400    | IO193  | Office 403D          | 20-740 626   | -            |                      |
| 400    | IO194  | Office 403E          | 20-740 626   | -            |                      |
| 400    | IO195  | Office 403F          | 20-740 626   | -            |                      |
| 400    | IO196  | Office 403G          | 20-740 626   | -            |                      |
| 400    | IO197  | Office 403J          | 20-740 626   | -            |                      |

Chabot College Hardware Schedule

| Bldg # | Door # | Description                 | New Cylinder | New Hardware | Hardware Description         |
|--------|--------|-----------------------------|--------------|--------------|------------------------------|
| 400    | IO198  | Office 403K                 | 20-740 626   | -            |                              |
| 400    | IO199  | Office 403L                 | 20-740 626   | -            |                              |
| 400    | IO200  | Hall                        | 20-740 626   | 050589 US28  | 99 Series Less Dogging Plate |
| 400    | IO201  | Hall                        | 20-740 626   | 050589 US28  | 99 Series Less Dogging Plate |
| 400    | IO202  | Office 452L                 | 20-740 626   | -            |                              |
| 400    | IO203  | Office 452K                 | 20-740 626   | -            |                              |
| 400    | IO204  | Office 452J                 | 20-740 626   | -            |                              |
| 400    | IO205  | Office 452H                 | 20-740 626   | -            |                              |
| 400    | IO206  | Office 452G                 | 20-740 626   | -            |                              |
| 400    | IO207  | Office 452F                 | 20-740 626   | -            |                              |
| 400    | IO208  | Office 452E                 | 20-740 626   | -            |                              |
| 400    | IO209  | Office 452D                 | 20-740 626   | -            |                              |
| 400    | IO210  | Office 452C                 | 20-740 626   | -            |                              |
| 400    | IO211  | Office 452B                 | 20-740 626   | -            |                              |
| 400    | IO212  | Office 452A                 | 20-740 626   | -            |                              |
| 400    | IO213A | Dean's Conference Room 452X | 20-740 626   | -            |                              |
| 400    | IO213B | Dean's Office 460           | 20-740 626   | -            |                              |
| 400    | IO214  | Storage Room 452V           | 20-740 626   | -            |                              |
| 400    | IO215  | Office 452U                 | 20-740 626   | -            |                              |
| 400    | IO216  | Office 452T                 | 20-740 626   | -            |                              |
| 400    | IO217  | Office 452S                 | 20-740 626   | -            |                              |
| 400    | IO218  | Office 452R                 | 20-740 626   | -            |                              |
| 400    | IO219  | Office 452P                 | 20-740 626   | -            |                              |
| 400    | IO220  | Office                      | 20-740 626   | -            |                              |
| 400    | IO221  | Office 452M                 | 20-740 626   | -            |                              |
| 400    | IO222  | Dean's Office 460           | 20-740 626   | -            |                              |
| 400    | IO223  | Dean's Admin Office 458     | 20-740 626   | -            |                              |
| 400    | IO224A | Work Room 456               | 20-740 626   | -            |                              |
| 400    | IO224B | Dean's Admin Office 458     | 20-740 626   | -            |                              |
| 400    | IO224C | Dean's Admin Office 462     | 20-740 626   | -            |                              |
| 400    | IO225  | Dean's Admin Office 462     | 20-740 626   | -            |                              |
| 400    | IO226  | Deans' Office 464           | 20-740 626   | -            |                              |
| 400    | IO227A | Dean's Conference Room 454S | 20-740 626   | -            |                              |
| 400    | IO227B | Deans' Office 464           | 20-740 626   | -            |                              |
| 400    | IO228  | Office 454A                 | 20-740 626   | -            |                              |
| 400    | IO229  | Office 454B                 | 20-740 626   | -            |                              |
| 400    | IO230  | Office 454C                 | 20-740 626   | -            |                              |
| 400    | IO231  | Office 454D                 | 20-740 626   | -            |                              |
| 400    | IO232  | Office 454E                 | 20-740 626   | -            |                              |
| 400    | IO233  | Office 454F                 | 20-740 626   | -            |                              |
| 400    | IO234  | Office 454G                 | 20-740 626   | -            |                              |
| 400    | IO235  | Office 454H                 | 20-740 626   | -            |                              |



Chabot College Hardware Schedule

| Bldg # | Door # | Description            | New Cylinder | New Hardware | Hardware Description |
|--------|--------|------------------------|--------------|--------------|----------------------|
| 400    | IO236  | Office 454J            | 20-740 626   | -            |                      |
| 400    | IO237  | Office 454K            | 20-740 626   | -            |                      |
| 400    | IO238  | Office 454M            | 20-740 626   | -            |                      |
| 400    | IO239  | Office                 | 20-740 626   | -            |                      |
| 400    | IO240  | Office 454P            | 20-740 626   | -            |                      |
| 400    | IO241  | Office 454Q            | 20-740 626   | -            |                      |
| 400    | IO242  | Storage Room 466       | 20-740 626   | -            |                      |
| 400    | IO243  | Women's Restroom       | -            | -            |                      |
| 400    | IO244  | Men's Restroom         | -            | -            |                      |
| 400    | IO245  | MDF Room 457           | 20-740 626   | -            |                      |
| 400    | IO246A | Meeting Room 2nd Floor | 20-740 626   | -            |                      |
| 400    | IO246B | Meeting Room 2nd Floor | 20-740 626   | -            |                      |
| 400    | IO247  | Office 451A            | 20-740 626   | -            |                      |
| 400    | IO248  | Office 451B            | 20-740 626   | -            |                      |
| 400    | IO249  | Office 451C            | 20-740 626   | -            |                      |
| 400    | IO250  | Office 451D            | 20-740 626   | -            |                      |
| 400    | IO251  | Office 451E            | 20-740 626   | -            |                      |
| 400    | IO252  | Office 451F            | 20-740 626   | -            |                      |
| 400    | IO253  | Office 451G            | 20-740 626   | -            |                      |
| 400    | IO254  | Office 451H            | 20-740 626   | -            |                      |
| 400    | IO255  | Office 451J            | 20-740 626   | -            |                      |
| 400    | IO256  | Office 451K            | 20-740 626   | -            |                      |
| 400    | IO257  | Office 451L            | 20-740 626   | -            |                      |
| 400    | IO258  | Office 451N            | 20-740 626   | -            |                      |
| 400    | IO259  | Office 451P            | 20-740 626   | -            |                      |
| 400    | IO260  | Office 451Q            | 20-740 626   | -            |                      |
| 400    | IO261  | Office 451R            | 20-740 626   | -            |                      |
| 400    | IO262  | Office 451S            | 20-740 626   | -            |                      |
| 400    | IO263  | Storage Room 451T      | 20-740 626   | -            |                      |
| 400    | IO264  | Electrical Room 451U   | 20-740 626   | -            |                      |
| 400    | IO265A | Breakroom 451V         | 20-740 626   | -            |                      |
| 400    | IO265B | Breakroom 451V         | 20-740 626   | -            |                      |
|        |        |                        | 20-740 626   |              |                      |
| 400    | IO267  | Office 453M            | 20-740 626   | -            |                      |
| 400    | IO268  | Office 453L            | 20-740 626   | -            |                      |
| 400    | IO269  | Office 453K            | 20-740 626   | -            |                      |
| 400    | IO270  | Office 453J            | 20-740 626   | -            |                      |
| 400    | IO271  | Office 453H            | 20-740 626   | -            |                      |
| 400    | IO272  | Office 453G            | 20-740 626   | -            |                      |
| 400    | IO273  | Office 453F            | 20-740 626   | -            |                      |
| 400    | IO274  | Office 453E            | 20-740 626   | -            |                      |
| 400    | IO275  | Office 453D            | 20-740 626   | -            |                      |

Chabot College Hardware Schedule

| Bldg # | Door #  | Description           | New Cylinder | New Hardware        | Hardware Description         |
|--------|---------|-----------------------|--------------|---------------------|------------------------------|
| 400    | IO276   | Office 453C           | 20-740 626   | -                   |                              |
| 400    | IO277   | Office 453B           | 20-740 626   | -                   |                              |
| 400    | IO278   | Office 453A           | 20-740 626   | -                   |                              |
| 400    | IO279   | Custodian 453Z        | 20-740 626   | -                   |                              |
| 400    | IO280   | Men's Restroom        | 23-000 626   | -                   |                              |
| 400    | IO281   | Storage Room 453X     | 20-740 626   | -                   |                              |
| 400    | IO282   | Office 453W           | 20-740 626   | -                   |                              |
| 400    | IO283   | Office 453V           | 20-740 626   | -                   |                              |
| 400    | IO284   | Office 453U           | 20-740 626   | -                   |                              |
| 400    | IO285   | Office 453T           | 20-740 626   | -                   |                              |
| 400    | IO286   | Office 453S           | 20-740 626   | -                   |                              |
| 400    | IO287   | Office 453Q           | 20-740 626   | -                   |                              |
| 400    | IO288   | Office 453P           | 20-740 626   | -                   |                              |
| 400    | IO289   | Office 453N           | 20-740 626   | -                   |                              |
| 400    | IO290   | Storage               | 20-740 626   | -                   |                              |
| 500    | SS100   | Hall                  | 20-740 626   | -                   |                              |
| 500    | SS101   | Hall                  | 20-740 626   | 090074              | NL Drive Screw               |
|        |         |                       | -            | 050589 US28         | 99 Series Less Dogging Plate |
|        |         |                       | 20-740 626   | 26-094 626 XQ11-948 | FSIC Mortise Housing         |
|        |         |                       | -            | 050115 US28         | 33A/99 CD Conversion Kit     |
| 500    | SS102   | Hall                  | 20-740 626   | 090074              | NL Drive Screw               |
|        |         |                       | -            | 050589 US28         | 99 Series Less Dogging Plate |
|        |         |                       | 20-740 626   | 26-094 626 XQ11-948 | FSIC Mortise Housing         |
|        |         |                       | -            | 050115 US28         | 33A/99 CD Conversion Kit     |
| 500    | SS103   | Mechanical Room       | 20-740 626   | -                   |                              |
| 500    | SS104   | Elevator Machine Room | 20-750 626   | -                   |                              |
| 500    | SS105   | Classroom 501         | 20-740 626   | ND91JD RHO 626      | Vandlgard Pushbutton Lockset |
|        |         |                       | -            |                     |                              |
| 500    | SS106   | Classroom 503         | 20-740 626   | 090074              | NL Drive Screw               |
| 500    | SS107   | Classroom 503         | 20-740 626   | 090074              | NL Drive Screw               |
| 500    | SS108   | Classroom 505         | 20-740 626   | 090074              | NL Drive Screw               |
| 500    | SS109   | Classroom 505         | 20-740 626   | 090074              | NL Drive Screw               |
| 500    | SS110   | Classroom 507         | 20-740 626   | 090074              | NL Drive Screw               |
| 500    | SS110.1 | Cabinet               | 20-172 626   | -                   |                              |
| 500    | SS110.2 | Cabinet               | 20-172 626   | -                   |                              |
| 500    | SS110.3 | Cabinet               | 20-172 626   | -                   |                              |
| 500    | SS110.4 | Cabinet               | 20-172 626   | -                   |                              |
| 500    | SS110.5 | Cabinet               | 20-172 626   | -                   |                              |
| 500    | SS110.6 | Cabinet               | 20-172 626   | -                   |                              |
| 500    | SS110.7 | Cabinet               | 20-172 626   | -                   |                              |
| 500    | SS110.8 | Cabinet               | 20-172 626   | -                   |                              |
| 500    | SS110.9 | Cabinet               | 20-172 626   | -                   |                              |

Chabot College Hardware Schedule

| Bldg # | Door #   | Description                    | New Cylinder     | New Hardware        | Hardware Description         |
|--------|----------|--------------------------------|------------------|---------------------|------------------------------|
| 500    | SS110.10 | Cabinet                        | 20-172 626       | -                   |                              |
| 500    | SS110.11 | Cabinet                        | 20-172 626       | -                   |                              |
| 500    | SS110.12 | Cabinet                        | 20-172 626       | -                   |                              |
| 500    | SS110.13 | Cabinet                        | 20-172 626       | -                   |                              |
| 500    | SS111    | IDF 509                        | 20-740 626       | -                   |                              |
| 500    | SS112    | Classroom 510                  | 20-740 626       | ND91JD RHO 626      | Vandlgard Pushbutton Lockset |
| 500    | SS113    | Storage                        | 20-740 626       | -                   |                              |
| 500    | SS114    | Classroom 506                  | 20-740 626       | ND91JD RHO 626      | Vandlgard Pushbutton Lockset |
|        |          |                                | -                |                     |                              |
| 500    | SS115    | Classroom 504                  | 20-740 626       | ND91JD RHO 626      | Vandlgard Pushbutton Lockset |
|        |          |                                | -                |                     |                              |
| 500    | SS116    | Classroom 502                  | 20-740 626       | -                   |                              |
| 500    | SS117    | Women's Restroom               | 20-740 626       | -                   |                              |
| 500    | SS118    | Custodial                      | 20-740 626       | -                   |                              |
| 500    | SS119    | Storage                        | 20-740 626       | -                   |                              |
| 500    | SS120    | Storage                        | 20-740 626       | -                   |                              |
| 500    | SS121    | Storage                        | 20-740 626       | -                   |                              |
| 500    | SS122    | Storage                        | 20-740 626       | -                   |                              |
| 500    | SS123    | Storage                        | 20-740 626       | -                   |                              |
| 500    | SS124    | Storage                        | 20-740 626       | -                   |                              |
| 500    | SS125    | Storage                        | 20-740 626       | -                   |                              |
| 500    | SS126    | Storage                        | 20-740 626       | -                   |                              |
| 500    | SS127    | Storage                        | 47-743 626       | -                   |                              |
| 500    | SS128    | Classroom 505 to Classroom 507 | 20-740 626       | 090074              | NL Drive Screw               |
|        |          |                                | XQ13-115 114 626 | 050115 US28         | 33A/99 CD Conversion Kit     |
| 500    | SS129    | Enclosure                      | 47-743 626       | -                   |                              |
| 500    | SS130    | Enclosure                      | 47-743 626       | -                   |                              |
| 500    | SS131    | Enclosure                      | 47-743 626       | -                   |                              |
|        |          |                                | 47-743 626       | -                   |                              |
|        |          |                                | 47-743 626       | -                   |                              |
|        |          |                                | 47-743 626       | -                   |                              |
| 500    | SS200    | Hall                           | 20-740 626       | 090074              | NL Drive Screw               |
|        |          |                                | -                | 050589 US28         | 99 Series Less Dogging Plate |
|        |          |                                | 20-740 626       | 26-094 626 XQ11-948 | FSIC Mortise Housing         |
|        |          |                                | -                | 050115 US28         | 33A/99 CD Conversion Kit     |
| 500    | SS201    | Classroom 551                  | 20-740 626       | ND91JD RHO 626      | Vandlgard Pushbutton Lockset |
|        |          |                                | -                |                     |                              |
| 500    | SS202    | Classroom 553                  | 20-740 626       | ND91JD RHO 626      | Vandlgard Pushbutton Lockset |
|        |          |                                | -                |                     |                              |
| 500    | SS203    | Classroom 555                  | 20-740 626       | ND91JD RHO 626      | Vandlgard Pushbutton Lockset |
|        |          |                                | -                |                     |                              |
| 500    | SS204    | Classroom 557                  | 20-740 626       | ND91JD RHO 626      | Vandlgard Pushbutton Lockset |

Chabot College Hardware Schedule

| Bldg # | Door # | Description            | New Cylinder     | New Hardware   | Hardware Description         |
|--------|--------|------------------------|------------------|----------------|------------------------------|
| 500    | SS205  | Classroom 559          | 20-740 626       | ND91JD RHO 626 | Vandlgard Pushbutton Lockset |
|        |        |                        | -                |                |                              |
| 500    | SS206  | IDF 560                | 20-740 626       | -              |                              |
| 500    | SS207  | Classroom 558          | 20-740 626       | ND91JD RHO 626 | Vandlgard Pushbutton Lockset |
|        |        |                        | -                |                |                              |
| 500    | SS208  | Classroom 556          | 20-740 626       | ND91JD RHO 626 | Vandlgard Pushbutton Lockset |
|        |        |                        | -                |                |                              |
| 500    | SS209  | Classroom 554          | 20-740 626       | ND91JD RHO 626 | Vandlgard Pushbutton Lockset |
|        |        |                        | -                |                |                              |
| 500    | SS210  | Storage Closet         | 20-740 626       | -              |                              |
| 500    | SS211  | Electrical Closet      | 20-740 626       | -              |                              |
| 500    | SS212  | Custodial Closet       | 20-740 626       | -              |                              |
| 500    | SS213  | Classroom 552          | 20-740 626       | ND91JD RHO 626 | Vandlgard Pushbutton Lockset |
|        |        |                        | -                |                |                              |
| 500    | SS214  | Men's Restroom         | 20-740 626       | -              |                              |
| 700    | CS100  | Hall                   | 20-740 626       | 050589 US28    | 99 Series Less Dogging Plate |
| 700    | CS101  | Electrical 731         | 20-740 626       | -              |                              |
| 700    | CS102  | Hall                   | 20-740 626       | 090074         | NL Drive Screw               |
|        |        |                        | -                | 050589 US28    | 99 Series Less Dogging Plate |
| 700    | CS103A | Large Meeting Exterior | 20-740 626       | 090074         | NL Drive Screw               |
|        |        |                        | -                | 050589 US28    | 99 Series Less Dogging Plate |
| 700    | CS103B | Large Meeting          | 20-740 626       | 090074         | NL Drive Screw               |
|        |        |                        | XQ13-115 114 626 | -              |                              |
|        |        |                        | -                | 050525 US26D   | Blocking Ring                |
| 700    | CS103C | Large Meeting          | 20-740 626       | 090074         | NL Drive Screw               |
|        |        |                        | XQ13-115 114 626 | -              |                              |
|        |        |                        | -                | 050525 US26D   | Blocking Ring                |
| 700    | CS104  | Hall                   | 20-740 626       | 090074         | NL Drive Screw               |
|        |        |                        | -                | 050589 US28    | 99 Series Less Dogging Plate |
| 700    | CS105  | Lobby                  | -                | -              |                              |
| 700    | CS106  | Lobby                  | -                | -              |                              |
| 700    | CS107  | Hall                   | 20-740 626       | 090074         | NL Drive Screw               |
|        |        |                        | -                | 050589 US28    | 99 Series Less Dogging Plate |
| 700    | CS108  | Open Office            | 20-740 626       | 090074         | NL Drive Screw               |
|        |        |                        | -                | 050589 US28    | 99 Series Less Dogging Plate |
| 700    | CS109  | Electrical Room 704    | 20-740 626       | -              |                              |
| 700    | CS110  | Hall                   | 20-740 626       | 090074         | NL Drive Screw               |
|        |        |                        | -                | 050589 US28    | 99 Series Less Dogging Plate |
| 700    | CS111  | Vice President Office  | 20-740 626       | ND96JD RHO 626 | Vandlgard Storeroom Lockset  |
| 700    | CS112  | Placement Center 714A  | 20-740 626       | ND96JD RHO 626 | Vandlgard Storeroom Lockset  |
| 700    | CS113  | Hall                   | 20-740 626       | 050589 US28    | 99 Series Less Dogging Plate |

Chabot College Hardware Schedule

| Bldg # | Door # | Description                   | New Cylinder     | New Hardware        | Hardware Description         |
|--------|--------|-------------------------------|------------------|---------------------|------------------------------|
| 700    | CS114  | Break Room                    | 20-740 626       | ND96JD RHO 626      | Vandlgard Storeroom Lockset  |
| 700    | CS115A | Stairs                        | 20-740 626       | 090074              | NL Drive Screw               |
|        |        |                               | -                | 050589 US28         | 99 Series Less Dogging Plate |
|        |        |                               | 20-740 626       | 26-094 626 XQ11-948 | FSIC Mortise Housing         |
|        |        |                               | -                | 050115 US28         | 33A/99 CD Conversion Kit     |
| 700    | CS115B | Stairs                        | 20-740 626       |                     |                              |
| 700    | CS116  | Lobby                         | -                | -                   |                              |
| 700    | CS117  | Lobby                         | -                | -                   |                              |
| 700    | CS118  | Hall                          | -                | -                   |                              |
| 700    | CS119A | Small Meeting                 | 20-740 626       | 090074              | NL Drive Screw               |
|        |        |                               | -                | 050589 US28         | 99 Series Less Dogging Plate |
| 700    | CS119B | Small Meeting                 | 20-740 626       | 090074              | NL Drive Screw               |
|        |        |                               | XQ13-115 114 626 |                     |                              |
|        |        |                               | -                | 050525 US26D        | Blocking Ring                |
| 700    | CS119C | Small Meeting                 | 20-740 626       | 090074              | NL Drive Screw               |
|        |        |                               | XQ13-115 114 626 |                     |                              |
|        |        |                               | -                | 050525 US26D        | Blocking Ring                |
| 700    | CS120  | Hall                          | -                | -                   |                              |
| 700    | CS121  | Conference Room 727A          | 20-740 626       | -                   |                              |
| 700    | CS121B | Office                        | 20-740 626       | -                   |                              |
| 700    | CS122  | Data 727B                     | 20-740 626       | -                   |                              |
| 700    | CS123  | Administrative Assistant 727H | 20-740 626       | -                   |                              |
| 700    | CS124  | Office 727J                   | 20-740 626       | -                   |                              |
| 700    | CS125  | Office                        | 20-740 626       | -                   |                              |
| 700    | CS126  | Office                        | 20-740 626       | -                   |                              |
| 700    | CS127  | Office 727E                   | 20-740 626       | -                   |                              |
| 700    | CS128  | Office                        | 20-740 626       | -                   |                              |
| 700    | CS129  | Office                        | 20-740 626       | -                   |                              |
| 700    | CS130  | Work Room                     | 20-740 626       | -                   |                              |
| 700    | CS131  | Work Room                     | 20-740 626       | -                   |                              |
| 700    | CS132  | Janitor 730                   | 20-740 626       | -                   |                              |
| 700    | CS133  | Kitchen 728                   | 20-740 626       | ND91JD RHO 626      | Vandlgard Pushbutton Lockset |
| 700    | CS134  | AV 727C                       | 20-740 626       | -                   |                              |
| 700    | CS135  | Closet                        | 20-740 626       | -                   |                              |
| 700    | CS136  | Closet                        | 20-740 626       | -                   |                              |
| 700    | CS137  | Closet                        | 20-740 626       | -                   |                              |
| 700    | CS138  | Closet                        | 20-740 626       | -                   |                              |
| 700    | CS139  | Closet                        | 20-740 626       | -                   |                              |
| 700    | CS140  | Closet                        | 20-740 626       | -                   |                              |
| 700    | CS143  | Closet                        | 20-740 626       | -                   |                              |
| 700    | CS144  | Closet                        | 20-740 626       | -                   |                              |
| 700    | CS145  | Women's Restroom              | 20-740 626       | -                   |                              |

Chabot College Hardware Schedule

| Bldg # | Door # | Description                             | New Cylinder | New Hardware   | Hardware Description         |
|--------|--------|---|--------------|----------------|------------------------------|
| 700    | CS146  | Men's Restroom                          | 20-740 626   | -              |                              |
| 700    | CS147  | Director of Financial Aid Office 702G   | 20-740 626   | -              |                              |
| 700    | CS148  | Office                                  | 20-740 626   | -              |                              |
| 700    | CS148B | Copy Room                               | 20-740 626   | -              |                              |
| 700    | CS149  | Office                                  | 20-740 626   | -              |                              |
| 700    | CS150  | Office                                  | 20-740 626   | -              |                              |
| 700    | CS151  | Office                                  | 20-740 626   | -              |                              |
| 700    | CS152  | Financial Aid Staff 702K                | 20-740 626   | -              |                              |
| 700    | CS152B | Storage 703K                            | 20-740 626   | -              |                              |
| 700    | CS153  | Financial Aid Staff 702D                | 20-740 626   | -              |                              |
| 700    | CS154  | Financial Aid Staff 702L                | 20-740 626   | -              |                              |
| 700    | CS155  | Office                                  | 20-740 626   | -              |                              |
| 700    | CS156  | Office                                  | 20-740 626   | -              |                              |
| 700    | CS157A | Storage/Work Room 702N                  | 20-740 626   | -              |                              |
| 700    | CS158  | Financial Aid Staff 702B                | 20-740 626   | -              |                              |
| 700    | CS159  | Copy Room 702P                          | 20-740 626   | -              |                              |
| 700    | CS160  | Office                                  | 20-740 626   | -              |                              |
| 700    | CS161A | Storage/Electrical                      | 20-740 626   | -              |                              |
| 700    | CS162  | Financial Aid Entry                     | 20-740 626   | -              |                              |
| 700    | CS163A | Reception                               | 20-740 626   |                |                              |
| 700    | CS163B | Reception                               | 20-740 626   |                |                              |
| 700    | CS164  | Open Office                             | 20-740 626   |                |                              |
| 700    | CS165  | Copy Room 703J                          | 20-740 626   | -              |                              |
| 700    | CS166  | Office                                  | 20-740 626   | -              |                              |
| 700    | CS167  | Office                                  | 20-740 626   | -              |                              |
| 700    | CS168A | Faculty Services                        | 20-740 626   | -              |                              |
| 700    | CS168B | Faculty Services                        | 20-740 626   | -              |                              |
| 700    | CS169  | Office                                  | 20-740 626   | -              |                              |
| 700    | CS170A | Student Info                            | 20-740 626   | -              |                              |
| 700    | CS170B | Student Info                            | 20-740 626   | -              |                              |
| 700    | CS171  | Office                                  | 20-740 626   | -              |                              |
| 700    | CS172  | Office 703G                             | 20-740 626   | -              |                              |
| 700    | CS173  | Open Office                             | 20-740 626   | -              |                              |
| 700    | CS174  | MF Room                                 | 20-740 626   | -              |                              |
| 700    | CS175  | International Admissions                | 20-740 626   | -              |                              |
| 700    | CS175B | Office                                  | 20-740 626   | -              |                              |
| 700    | CS176  | Conference 707                          | 20-740 626   | -              |                              |
| 700    | CS177  | Vice President of Student Services 708  | 20-740 626   | -              |                              |
| 700    | CS178  | Vice President of Student Services 708A | 20-740 626   | -              |                              |
| 700    | CS179A | Flex Lab to Office                      | 20-740 626   | ND91JD RHO 626 | Vandlgard Pushbutton Lockset |
| 700    | CS179B | Online Services Office                  | 20-740 626   | -              |                              |
| 700    | CS180  | Storage Closet                          | 20-740 626   | -              |                              |

Chabot College Hardware Schedule

| Bldg # | Door # | Description               | New Cylinder | New Hardware   | Hardware Description         |
|--------|--------|---------------------------|--------------|----------------|------------------------------|
| 700    | CS181  | Storage Closet            | 20-740 626   | -              |                              |
| 700    | CS182A | Assessment Center         | 20-740 626   | ND91JD RHO 626 | Vandlgard Pushbutton Lockset |
| 700    | CS182B | Assessment Center         | 20-740 626   | -              |                              |
| 700    | CS183  | Office                    | 20-740 626   | -              |                              |
| 700    | CS184  | Hall                      | 20-740 626   | ND91JD RHO 626 | Vandlgard Pushbutton Lockset |
| 700    | CS185  | Janitor 713               | 20-740 626   | -              |                              |
| 700    | CS186  | Data Room 712             | 20-740 626   | -              |                              |
| 700    | CS187  | Hall                      | 20-740 626   | 090074         | NL Drive Screw               |
| 700    | CS188  | Elevator Machine Room 711 | 20-740 626   | -              |                              |
| 700    | CS189  | Men's Restroom            | 20-740 626   | -              |                              |
| 700    | CS190  | Women's Restroom          | 20-740 626   | -              |                              |
| 700    | CS191  | Restroom                  | 23-000 626   | -              |                              |
| 700    | CS192  | Restroom                  | 20-765 626   | -              |                              |
| 700    | CS193  | Break Room 717            | 20-740 626   | -              |                              |
| 700    | CS194  | Riser 717A                | 20-740 626   | -              |                              |
| 700    | CS200  | Hall                      | 20-740 626   | 090074         | NL Drive Screw               |
|        |        |                           | -            | 050589 US28    | 99 Series Less Dogging Plate |
| 700    | CS201  | Work Room 754             | 20-740 626   | ND91JD RHO 626 | Vandlgard Pushbutton Lockset |
| 700    | CS202A | Electrical Closet         | 20-740 626   | -              |                              |
| 700    | CS202B | Data Room 754B            | 20-740 626   | -              |                              |
| 700    | CS203  | Dean Office               | 20-740 626   | -              |                              |
| 700    | CS204  | Office                    | 20-740 626   | -              |                              |
| 700    | CS205  | Counselor Office          | 20-740 626   | -              |                              |
| 700    | CS206  | Office                    | 20-740 626   | -              |                              |
| 700    | CS207  | Counselor Office          | 20-740 626   | -              |                              |
| 700    | CS208  | Counselor Office          | 20-740 626   | -              |                              |
| 700    | CS209  | Counselor Office          | 20-740 626   | -              |                              |
| 700    | CS210  | Counselor Office          | 20-740 626   | -              |                              |
| 700    | CS211  | Counselor Office          | 20-740 626   | -              |                              |
| 700    | CS212  | Counselor Office          | 20-740 626   | -              |                              |
| 700    | CS213  | Counselor Office          | 20-740 626   | -              |                              |
| 700    | CS214  | Counselor Office          | 20-740 626   | -              |                              |
| 700    | CS215  | Counselor Office          | 20-740 626   | -              |                              |
| 700    | CS216  | Counselor Office          | 20-740 626   | -              |                              |
| 700    | CS217  | Counselor Office          | 20-740 626   | -              |                              |
| 700    | CS218  | Counselor Office          | 20-740 626   | -              |                              |
| 700    | CS219  | Counselor Office          | 20-740 626   | -              |                              |
| 700    | CS220  | Counselor Office          | 20-740 626   | -              |                              |
| 700    | CS221  | Counselor Office          | 20-740 626   | -              |                              |
| 700    | CS222  | Office                    | 20-740 626   | -              |                              |
| 700    | CS223  | Counselor Office          | 20-740 626   | -              |                              |
| 700    | CS224  | Office                    | 20-740 626   | -              |                              |

Chabot College Hardware Schedule

| Bldg # | Door # | Description                               | New Cylinder | New Hardware   | Hardware Description         |
|--------|--------|---|--------------|----------------|------------------------------|
| 700    | CS225  | Counselor Office                          | 20-740 626   | -              |                              |
| 700    | CS226  | Restroom                                  | 23-000 626   | -              |                              |
| 700    | CS227  | Open Office 752                           | -            | 71 628         | Push Plate                   |
|        |        |   | -            | -              |                              |
| 700    | CS228  | Open Office 752                           | -            | -              |                              |
| 700    | CS229  | Conference 751                            | 20-740 626   | -              |                              |
| 700    | CS230  | Stairs                                    | -            | -              |                              |
|        |        |   | -            |                |                              |
| 700    | CS231  | Janitor 759                               | 20-740 626   | -              |                              |
| 700    | CS232  | Men's Restroom                            | 20-740 626   | -              |                              |
| 700    | CS233  | Women's Restroom                          | 20-740 626   | -              |                              |
| 700    | CS234  | Data Room 760                             | 20-740 626   | -              |                              |
| 700    | CS235  | Closet                                    | -            | -              |                              |
| 700    | CS236  | Conference 758                            | 20-740 626   | ND91JD RHO 626 | Vandlgard Pushbutton Lockset |
| 700    | CS237  | Closet                                    | -            | -              |                              |
| 700    | CS238  | Closet                                    | -            | -              |                              |
| 700    | CS239  | Closet                                    | -            | -              |                              |
| 700    | CS240  | Closet                                    | -            | -              |                              |
| 700    | CS241  | Director 761E                             | 20-740 626   | -              |                              |
| 700    | CS242  | Employment Coordinator 761D               | 20-740 626   | -              |                              |
| 700    | CS243  | Career Resources 761C                     | 20-740 626   | -              |                              |
| 700    | CS244  | Office 761B                               | 20-740 626   | -              |                              |
| 700    | CS245  | University Representative 761A            | 20-740 626   | -              |                              |
| 700    | CS246  | Counselor 762A                            | 20-740 626   | -              |                              |
| 700    | CS247  | Counselor/Instructor 762B                 | 20-740 626   | -              |                              |
| 700    | CS248  | Copy Room 763                             | 20-740 626   | -              |                              |
| 700    | CS249  | Staff Restroom                            | 23-000 626   | -              |                              |
| 700    | CS250  | Electrical Room 765                       | 20-740 626   | -              |                              |
| 700    | CS251  | Counselor/Instructor 767A                 | 20-740 626   | -              |                              |
| 700    | CS252  | Trio Staff 767B                           | 20-740 626   | -              |                              |
| 700    | CS253  | Trio Program Director 767C                | 20-740 626   | -              |                              |
| 700    | CS254  | Trio Staff 767D                           | 20-740 626   | -              |                              |
| 700    | CS255  | Counselor/Instructor 767E                 | 20-740 626   | -              |                              |
| 700    | CS256  | Office 767F                               | 20-740 626   | -              |                              |
| 700    | CS257  | Counselor/Instructor 767G                 | 20-740 626   | -              |                              |
| 700    | CS258  | Puente Project Counselor/Coordinator 767H | 20-740 626   | -              |                              |
| 700    | CS259  | CalWORKs Counselor 767J                   | 20-740 626   | -              |                              |
| 700    | CS260  | Counselor/Instructor 767K                 | 20-740 626   | -              |                              |
| 700    | CS261  | Office 767L                               | 20-740 626   | -              |                              |
| 700    | CS262  | EOPS Counselor 767M                       | 20-740 626   | -              |                              |
| 700    | CS263  | EOPS Staff 767N                           | 20-740 626   | -              |                              |
| 700    | CS264  | Office 767P                               | 20-740 626   | -              |                              |



Chabot College Hardware Schedule

| Bldg # | Door # | Description                   | New Cylinder | New Hardware        | Hardware Description                                |
|--------|--------|-------------------------------|--------------|---------------------|---|
| 700    | CS265  | Storage Room 767Q             | 20-740 626   | -                   |   |
| 700    | CS266  | Electrical Closet 767QA       | 20-740 626   | -                   |   |
| 700    | CS267  | Dean of Special Services 768  | 20-740 626   | -                   |   |
| 700    | CS268  | Dean of Special Services 768A | 20-740 626   | -                   |   |
| 700    | CS269  | EOPS/Staff 767R               | 20-740 626   | -                   |   |
| 700    | CS270  | EOPS/Staff 767S               | 20-740 626   | -                   |   |
| 700    | CS271  | Riser 758A                    | 20-740 626   | -                   |   |
| 800    | LA100  | Hall                          | 20-740 626   | -                   |   |
| 800    | LA102  | Hall                          | 20-740 626   | 090074              | NL Drive Screw                                      |
|        |        |                               | -            | 050589 US28         | 99 Series Less Dogging Plate                        |
|        |        |                               | 20-740 626   | 26-094 626 XQ11-948 | FSIC Mortise Housing                                |
|        |        |                               | -            | 050115 US28         | 33A/99 CD Conversion Kit                            |
| 800    | LA103  | Hall                          | 20-740 626   | 090074              | NL Drive Screw                                      |
|        |        |                               | -            | 050589 US28         | 99 Series Less Dogging Plate                        |
|        |        |                               | 20-740 626   | 26-094 626 XQ11-948 | FSIC Mortise Housing                                |
|        |        |                               | -            | 050115 US28         | 33A/99 CD Conversion Kit                            |
| 800    | LA104  | Mechanical Room               | 20-740 626   | -                   |   |
| 800    | LA105  | Elevator Room                 | 20-750 626   | -                   |   |
| 800    | LA106  | Custodial                     | 20-740 626   | -                   |   |
| 800    | LA107  | Classroom 801                 | 20-740 626   | ND91JD RHO 626      | Vandlgard Pushbutton Lockset                        |
| 800    | LA108  | Men's Restroom                | 20-740 626   | -                   |   |
| 800    | LA109  | Classroom 802                 | 20-740 626   | -                   |   |
| 800    | LA110  | Classroom 805                 | 20-740 626   | ND91JD RHO 626      | Vandlgard Pushbutton Lockset                        |
| 800    | LA111  | SVC 804A                      | 20-740 626   | -                   |   |
| 800    | LA112A | Lecture Hall 804              | 20-740 626   | 050886 26D RHR      | 99 Series Fire Rated Double Cylinder Conversion Kit |
|        |        |                               | XB13-088 626 | -                   |   |
| 800    | LA112B | Lecture Hall 804              | 20-740 626   | 050885 26D LHR      | 99 Series Fire Rated Double Cylinder Conversion Kit |
|        |        |                               | XB13-088 626 | -                   |   |
| 800    | LA113  | Classroom 805                 | 20-740 626   | ND91JD RHO 626      | Vandlgard Pushbutton Lockset                        |
| 800    | LA114  | Classroom 807                 | 20-740 626   | ND91JD RHO 626      | Vandlgard Pushbutton Lockset                        |
| 800    | LA115  | Storage                       | 20-740 626   | -                   |   |
| 800    | LA116  | Storage                       | 20-740 626   | -                   |   |
| 800    | LA117  | Storage                       | 20-740 626   | -                   |   |
| 800    | LA118  | Storage                       | 20-740 626   | -                   |   |
| 800    | LA119  | IDF 806                       | 20-740 626   | -                   |   |
| 800    | LA120A | Study Room 808                | 20-740 626   | ND91JD RHO 626      | Vandlgard Pushbutton Lockset                        |
| 800    | LA120B | IDF 806                       | 20-740 626   | -                   |   |
| 800    | LA120C | IDF 806                       | 20-740 626   | -                   |   |
| 800    | LA121A | Classroom 810                 | 20-740 626   | ND91JD RHO 626      | Vandlgard Pushbutton Lockset                        |
| 800    | LA121B | Study Room                    | 20-740 626   | -                   |   |
| 800    | LA122  | Study Room 813                | 20-740 626   | ND91JD RHO 626      | Vandlgard Pushbutton Lockset                        |
|        |        |                               | -            | -                   |   |

Chabot College Hardware Schedule

| Bldg # | Door #   | Description      | New Cylinder | New Hardware        | Hardware Description         |
|--------|----------|------------------|--------------|---------------------|------------------------------|
| 800    | LA122A   | Study Room 808A  | 20-740 626   | -                   |                              |
| 800    | LA122B   | Study Room 808A  | 20-740 626   | ND91JD RHO 626      | Vandlgard Pushbutton Lockset |
| 800    | LA122.1  | Cabinet          | -            | -                   |                              |
| 800    | LA122.2  | Cabinet          | -            | -                   |                              |
| 800    | LA122.3  | Cabinet          | -            | -                   |                              |
| 800    | LA122.4  | Cabinet          | -            | -                   |                              |
| 800    | LA122.5  | Cabinet          | -            | -                   |                              |
| 800    | LA122.6  | Cabinet          | -            | -                   |                              |
| 800    | LA122.7  | Cabinet          | -            | -                   |                              |
| 800    | LA122.8  | Cabinet          | -            | -                   |                              |
| 800    | LA122.9  | Cabinet          | -            | -                   |                              |
| 800    | LA122.10 | Cabinet          | -            | -                   |                              |
| 800    | LA123    | Classroom 811    | 20-740 626   | ND91JD RHO 626      | Vandlgard Pushbutton Lockset |
| 800    | LA124    | Tutor Room       | 20-740 626   | ND91JD RHO 626      | Vandlgard Pushbutton Lockset |
| 800    | LA125    | Tutor Room       | 20-740 626   | ND91JD RHO 626      | Vandlgard Pushbutton Lockset |
| 800    | LA126    | SVC 809          | 20-740 626   |                     |                              |
| 800    | LA127    | Classroom 803    | 20-740 626   | ND91JD RHO 626      | Vandlgard Pushbutton Lockset |
| 800    | LA200    | Hall             | 20-740 626   | 090074              | NL Drive Screw               |
|        |          |                  | -            | 050589 US28         | 99 Series Less Dogging Plate |
|        |          |                  | 20-740 626   | 26-094 626 XQ11-948 | FSIC Mortise Housing         |
|        |          |                  | -            | 050115 US28         | 33A/99 CD Conversion Kit     |
| 800    | LA201    | Classroom 851    | 20-740 626   | ND91JD RHO 626      | Vandlgard Pushbutton Lockset |
| 800    | LA202    | Women's Restroom | 20-740 626   | -                   |                              |
| 800    | LA203    | Classroom 853    | 20-740 626   | ND91JD RHO 626      | Vandlgard Pushbutton Lockset |
| 800    | LA204    | Classroom 852    | 20-740 626   | ND91JD RHO 626      | Vandlgard Pushbutton Lockset |
| 800    | LA205    | Custodial        | 20-740 626   | -                   |                              |
| 800    | LA206    | Electrical       | 20-740 626   | -                   |                              |
| 800    | LA207    | Classroom 854    | 20-740 626   | ND91JD RHO 626      | Vandlgard Pushbutton Lockset |
| 800    | LA208    | Classroom 857    | 20-740 626   | ND91JD RHO 626      | Vandlgard Pushbutton Lockset |
| 800    | LA209    | Classroom 856    | 20-740 626   |                     |                              |
|        |          |                  | XB13-088 626 |                     |                              |
| 800    | LA210    | Classroom 859    | 20-740 626   | ND91JD RHO 626      | Vandlgard Pushbutton Lockset |
| 800    | LA211    | Classroom 856    | 20-740 626   |                     |                              |
|        |          |                  | XB13-088 626 |                     |                              |
| 800    | LA212    | Classroom 858    | 20-740 626   | ND91JD RHO 626      | Vandlgard Pushbutton Lockset |
| 800    | LA213    | IDF 860          | 20-740 626   | -                   |                              |
| 800    | LA214    | Classroom 861    | 20-740 626   | ND91JD RHO 626      | Vandlgard Pushbutton Lockset |
| 800    | LA215    | Classroom 855    | 20-740 626   | ND91JD RHO 626      | Vandlgard Pushbutton Lockset |
| 900    | HF100    | Women's Restroom | 20-740 626   | -                   |                              |
| 900    | HF101    | Men's Restroom   | 20-740 626   | -                   |                              |
| 900    | HF102    | Main Entrance    | 20-740 626   | -                   |                              |
| 900    | HF103    | Mechanical Room  | 20-740 626   | -                   |                              |

Chabot College Hardware Schedule

| Bldg # | Door # | Description                     | New Cylinder     | New Hardware        | Hardware Description         |
|--------|--------|---------------------------------|------------------|---------------------|------------------------------|
| 900    | HF104  | Architecture/Graphic Design 901 | 20-740 626       | 090074              | NL Drive Screw               |
|        |        |                                 | 7010DC-26D       |                     |                              |
| 900    | HF105  | Photo Studio 902                | 20-740 626       | ND91JD RHO 626      | Vandlgard Pushbutton Lockset |
| 900    | HF105B | Photo Studio 902 to Photo Lab   | 20-740 626       | ND91JD RHO 626      | Vandlgard Pushbutton Lockset |
| 900    | HF106  | Architecture/Graphic Design 901 | 20-740 626       | 090074              | NL Drive Screw               |
| 900    | HF107  | Plotter Room 903                | 20-740 626       | ND91JD RHO 626      | Vandlgard Pushbutton Lockset |
| 900    | HF107B | Plotter Room 903                | 20-740 626       | ND96JD RHO 626      | Vandlgard Storeroom Lockset  |
| 900    | HF108  | Study Room 903A                 | 20-740 626       | -                   |                              |
| 900    | HF109  | Digital Media A 905             | 20-740 626       | 090074              | NL Drive Screw               |
|        |        |                                 | 7010DC-26D       | -                   |                              |
| 900    | HF110  | Digital Media B 906             | 20-740 626       | ND96JD RHO 626      | Vandlgard Storeroom Lockset  |
| 900    | HF110B | Digital Media Office 906A       | 20-740 626       | ND91JD RHO 626      | Vandlgard Pushbutton Lockset |
| 900    | HF111  | Digital Media A 905             | 20-740 626       | 090074              | NL Drive Screw               |
| 900    | HF112  | Digital Media C 908             | 20-740 626       | ND96JD RHO 626      | Vandlgard Storeroom Lockset  |
| 900    | HF113A | Interior Design 907             | 20-740 626       | 090074              | NL Drive Screw               |
|        |        |                                 | 7010DC-26D       | -                   |                              |
| 900    | HF113B | Interior Design 907             | 20-740 626       | 090074              | NL Drive Screw               |
| 900    | HF113C | Interior Design 907             | 20-740 626       | 090074              | NL Drive Screw               |
| 900    | HF114A | IDF 910                         | 20-740 626       | -                   |                              |
| 900    | HF114B | IDF 910                         | 20-740 626       | -                   |                              |
| 900    | HF115A | Hall                            | 20-740 626       | -                   |                              |
|        |        |                                 | -                | -                   |                              |
| 900    | HF116A | Film Loading 904D               | 20-740 626       | -                   |                              |
| 900    | HF116B | Film Loading 904C               | 20-740 626       | -                   |                              |
| 900    | HF116C | Lab to Office 904A              | 20-740 626       | -                   |                              |
| 900    | HF117  | Office 904A to Office 904B      | 20-740 626       | ND96JD RHO 626      | Vandlgard Storeroom Lockset  |
|        |        |                                 | 20-740 626       |                     |                              |
| 1000   | AR100  | Hall                            | 20-740 626       | 050115 US28         | 33A/99 CD Conversion Kit     |
|        |        |                                 | 20-740 626       | 26-094 626 XQ11-948 | FSIC Mortise Housing         |
|        |        |                                 | 20-740 626       | 050115 US28         | 33A/99 CD Conversion Kit     |
|        |        |                                 | -                | 26-094 626 XQ11-948 | FSIC Mortise Housing         |
| 1000   | AR101  | Painting 1006                   | 20-740 626       | ND91JD RHO 626      | Vandlgard Pushbutton Lockset |
| 1000   | AR102  | Design & Commercial Art 1008    | 20-740 626       | ND91JD RHO 626      | Vandlgard Pushbutton Lockset |
| 1000   | AR103  | Sculpture Lab 1012              | 20-740 626       | 20-079 626          | FSIC Rim Housing             |
|        |        |                                 | XQ13-115 114 626 | 050115 US28         | 33A/99 CD Conversion Kit     |
|        |        |                                 | XQ13-115 114 626 | 050115 US28         | 33A/99 CD Conversion Kit     |
|        |        |                                 | 20-740 626       | 26-094 626          | FSIC Mortise Housing         |
| 1000   | AR104  | Patio                           | 20-740 626       | 20-079 626          | FSIC Rim Housing             |
|        |        |                                 | -                | 050589 US28         | 99 Series Less Dogging Plate |
| 1000   | AR105  | Patio                           | 20-750 626       | -                   |                              |
| 1000   | AR106  | Raku Area                       | 20-740 626       | 20-079 626          | FSIC Rim Housing             |
|        |        |                                 | -                | 050589 US28         | 99 Series Less Dogging Plate |

Chabot College Hardware Schedule

| Bldg # | Door # | Description                  | New Cylinder     | New Hardware          | Hardware Description                             |
|--------|--------|------------------------------|------------------|-----------------------|--|
|        |        |                              | -                | 050589 US28           | 99 Series Less Dogging Plate                     |
| 1000   | AR107  | Ceramics 1016                | 20-740 626       | 20-079 626            | FSIC Rim Housing                                 |
|        |        |                              | XQ13-115 114 626 | 050115 US28           | 33A/99 CD Conversion Kit                         |
| 1000   | AR108  | Ceramics 1016                | 20-740 626       | 20-079 626            | FSIC Rim Housing                                 |
|        |        |                              | XQ13-115 114 626 | 050115 US28           | 33A/99 CD Conversion Kit                         |
| 1000   | AR109  | Men's Restroom               | 20-740 626       | ND94JD RHO 626        | ND Series Vandlgard Restroom Lockset             |
| 1000   | AR110  | Sculpture Lab 1012           | 20-740 626       | 20-079 626            | FSIC Rim Housing                                 |
|        |        |                              | XQ13-115 114 626 | 050115 US28           | 33A/99 CD Conversion Kit                         |
| 1000   | AR111  | Mechanical 1017              | 20-740 626       | ND96JD RHO 626        | Vandlgard Storeroom Lockset                      |
| 1000   | AR112  | Custodial                    | 20-740 626       | ND96JD RHO 626        | Vandlgard Storeroom Lockset                      |
| 1000   | AR113  | Design & Commercial Art 1008 | 20-740 626       | ND91JD RHO 626        | Vandlgard Pushbutton Lockset                     |
| 1000   | AR114  | Painting 1006                | 20-740 626       | ND91JD RHO 626        | Vandlgard Pushbutton Lockset                     |
| 1000   | AR115  | Women's Restroom             | 20-765 626       | -                     |  |
| 1000   | AR116A | Art Gallery 1002             | 20-740 626       | ND91JD RHO 626        | Vandlgard Pushbutton Lockset                     |
| 1000   | AR116B | Art Gallery 1002             | 20-740 626       | 99L-F-2 3' 26D RHR 06 | 99 Series Fire Rated Double Cylinder Exit Device |
|        |        |                              | XB13-088 626     | 20-079 626            | FSIC Rim Housing                                 |
|        |        |                              | -                | 99EO-F 3' 26D         | 99 Series Fire Rated Exit Only Device            |
|        |        |                              | 20-740 626       | KR9954 7'5" SP28      | Fire Rated Key Removable Mullion                 |
|        |        |                              | -                | 26-094 626            | FSIC Mortise Housing                             |
| 1000   | AR117  | Hall                         | 20-740 626       | 090074                | NL Drive Screw                                   |
|        |        |                              | 20-740 626       | 050115 US28           | 33A/99 CD Conversion Kit                         |
|        |        |                              | -                | 26-094 626 XQ11-948   | FSIC Mortise Housing                             |
|        |        |                              | 20-740 626       | 050115 US28           | 33A/99 CD Conversion Kit                         |
|        |        |                              | -                | 26-094 626 XQ11-948   | FSIC Mortise Housing                             |
| 1000   | AR118A | Storage 1000D                | 20-740 626       | -                     |  |
| 1000   | AR118B | Storage 1000D                | 20-740 626       | ND96JD RHO 626 10-013 | Vandlgard Storeroom Lockset                      |
| 1000   | AR119  | Workbench                    | 47-743 626       | -                     |  |
| 1000   | AR120  | Sculpture Lab 1012A          | 20-740 626       | ND91JD RHO 626        | Vandlgard Pushbutton Lockset                     |
| 1000   | AR121  | Sculpture Kiln 1012B         | 20-750 626       |                       |  |
| 1000   | AR123  | Damp Room 1016D              | 20-750 626       | -                     |  |
| 1000   | AR124  | Ceramics Kiln                | 20-750 626       |                       |  |
| 1000   | AR125  | Ceramics 1016                | 20-740 626       | ND91JD RHO 626        | Vandlgard Pushbutton Lockset                     |
| 1000   | AR126  | Glaze Room                   | 20-740 626       | ND91JD RHO 626        | Vandlgard Pushbutton Lockset                     |
| 1000   | AR127  | Chemical Room 1016B          | 20-750 626       | -                     |  |
| 1100   | OF100  | Hall                         | 20-740 626       | 090074                | NL Drive Screw                                   |
|        |        |                              | -                | 050589 US28           | 99 Series Less Dogging Plate                     |
| 1100   | OF101  | Hall                         | 20-740 626       | -                     |  |
| 1100   | OF102  | Mechanical                   | 20-740 626       | ND96JD RHO 626        | Vandlgard Storeroom Lockset                      |
|        |        |                              | -                | BLP 110 630           | Latch Protector                                  |
| 1100   | OF103  | Hall                         | 20-740 626       | 090074                | NL Drive Screw                                   |
|        |        |                              | -                | 050589 US28           | 99 Series Less Dogging Plate                     |
| 1100   | OF104  | Practice 1116                | 20-750 626       | -                     |  |

Chabot College Hardware Schedule

| Bldg # | Door # | Description             | New Cylinder | New Hardware          | Hardware Description            |
|--------|--------|-------------------------|--------------|-----------------------|---------------------------------|
| 1100   | OF105  | Office 1111             | 20-750 626   | -                     |                                 |
| 1100   | OF106  | Office 1114             | 20-750 626   | -                     |                                 |
| 1100   | OF107  | Office 1112             | 20-750 626   | -                     |                                 |
| 1100   | OF108  | Office 1109             | 20-750 626   | -                     |                                 |
| 1100   | OF109  | Practice 1110           | 20-750 626   | -                     |                                 |
| 1100   | OF110  | Office 1108             | 20-750 626   | -                     |                                 |
| 1100   | OF111  | Office 1107             | 20-750 626   | -                     |                                 |
| 1100   | OF112  | Custodian               | 20-750 626   | -                     |                                 |
| 1100   | OF113  | Women's Restroom        | 23-014 626   | -                     |                                 |
|        |        |                         | -            |                       |                                 |
| 1100   | OF114  | Restroom                | 20-750 626   | -                     |                                 |
|        |        |                         | -            |                       |                                 |
| 1100   | OF115  | Conference Room 1102    | 20-740 626   | ND91JD RHO 626 10-013 | Vandlgard Pushbutton Lockset    |
| 1100   | OF116  | Courtyard               | 20-740 626   | 20-060 626            | FSIC Adams Rite Mortise Housing |
|        |        |                         | -            | 36-083 626            | Compression Ring & Spring       |
|        |        |                         | -            | 36-082 018 626        | Blocking Ring                   |
|        |        |                         | -            | 36-082 037 626        | Blocking Ring                   |
|        |        |                         | 20-740 626   | 20-060 626            | FSIC Adams Rite Mortise Housing |
|        |        |                         | -            | 36-083 626            | Compression Ring & Spring       |
|        |        |                         | -            | 36-082 018 626        | Blocking Ring                   |
|        |        |                         | -            | 36-082 037 626        | Blocking Ring                   |
| 1100   | OF117  | Photography Studio 1103 | 20-740 626   | ND91JD RHO 626 10-013 | Vandlgard Pushbutton Lockset    |
| 1100   | OF118  | Admin Assistant 1129    | 20-750 626   | -                     |                                 |
| 1100   | OF119  | Work Room 1128          | 20-750 626   |                       |                                 |
| 1100   | OF120  | Admin Assistant 1129    | 20-750 626   | -                     |                                 |
| 1100   | OF121  | Office 1130             | 20-750 626   | -                     |                                 |
| 1100   | OF122  | Office 1127             | 20-750 626   | -                     |                                 |
| 1100   | OF123  | Adjunct Faculty 1126    | 20-750 626   | -                     |                                 |
| 1100   | OF124  | Adjunct Faculty 1124    | 20-750 626   | -                     |                                 |
| 1100   | OF125  | Office 1125             | 20-750 626   | -                     |                                 |
| 1100   | OF126  | Office 1122             | 20-750 626   | -                     |                                 |
| 1100   | OF127  | Adjunct Faculty 1120    | 20-750 626   | -                     |                                 |
| 1100   | OF128  | Office 1123             | 20-750 626   | -                     |                                 |
| 1100   | OF129  | Office 1118             | 20-750 626   | -                     |                                 |
| 1100   | OF130  | Office 1121             | 20-750 626   | -                     |                                 |
| 1100   | OF131  | Office                  | 20-750 626   | -                     |                                 |
| 1100   | OF132  | Office 1117             | 20-750 626   | -                     |                                 |
| 1100   | OF133  | Office 1115             | 20-750 626   | -                     |                                 |
| 1100   | OF134  | Office 1113             | 20-740 626   | -                     |                                 |
| 1100   | OF135  | Utility Box             | 47-743 626   | -                     |                                 |
| 1200   | LT100  | Entry                   | 20-740 626   | 090074                | NL Drive Screw                  |
|        |        |                         | -            | 050589 US28           | 99 Series Less Dogging Plate    |

Chabot College Hardware Schedule

| Bldg # | Door # | Description                   | New Cylinder     | New Hardware        | Hardware Description         |
|--------|--------|-------------------------------|------------------|---------------------|------------------------------|
| 1200   | LT101  | Entry                         | 20-740 626       | ND96JD RHO 626      | Vandlgard Storeroom Lockset  |
| 1200   | LT103  | Sprinkler Riser               | 20-740 626       | -                   |                              |
| 1200   | LT104  | Hall                          | 20-740 626       | 090074              | NL Drive Screw               |
|        |        |                               | -                | 050589 US28         | 99 Series Less Dogging Plate |
|        |        |                               | 20-740 626       | 26-094 626 XQ11-948 | FSIC Mortise Housing         |
|        |        |                               | -                | 050115 US28         | 33A/99 CD Conversion Kit     |
| 1200   | LT105  | Wind Rehearsal Classroom 1245 | 20-740 626       | 090074              | NL Drive Screw               |
|        |        |                               | -                | 050589 US28         | 99 Series Less Dogging Plate |
|        |        |                               | -                |                     |                              |
| 1200   | LT106  | Jazz Rehearsal 1250           | 20-740 626       | 090074              | NL Drive Screw               |
|        |        |                               | -                | 050589 US28         | 99 Series Less Dogging Plate |
|        |        |                               | -                | -                   |                              |
| 1200   | LT107  | Hall                          | 20-740 626       | 090074              | NL Drive Screw               |
|        |        |                               | -                | 050589 US28         | 99 Series Less Dogging Plate |
|        |        |                               | -                | -                   |                              |
|        |        |                               | -                | 050589 US28         | 99 Series Less Dogging Plate |
|        |        |                               | 20-740 626       | -                   |                              |
| 1200   | LT110  | Theater Arts 1257             | 20-740 626       | 090074              | NL Drive Screw               |
|        |        |                               | -                | 050589 US28         | 99 Series Less Dogging Plate |
|        |        |                               | -                | 050589 US28         | 99 Series Less Dogging Plate |
| 1200   | LT111  | Theater Arts 1257             | 20-740 626       | 050589 US28         | 99 Series Less Dogging Plate |
|        |        |                               | -                | 050589 US28         | 99 Series Less Dogging Plate |
| 1200   | LT112  | Lobby                         | 20-740 626       | -                   |                              |
| 1200   | LT113  | Custodial                     | 20-740 626       | -                   |                              |
| 1200   | LT114  | Hall                          | 20-740 626       | 090074              | NL Drive Screw               |
|        |        |                               | 20-740 626       | 050589 US28         | 99 Series Less Dogging Plate |
|        |        |                               | 20-740 626       | 050115 US28         | 33A/99 CD Conversion Kit     |
|        |        |                               | 20-740 626       | 26-094 626 XQ11-948 | FSIC Mortise Housing         |
| 1200   | LT115  | Hall                          | 20-740 626       | 090074              | NL Drive Screw               |
|        |        |                               | -                | 050589 US28         | 99 Series Less Dogging Plate |
| 1200   | LT116  | Electrical                    | 20-740 626       | -                   |                              |
| 1200   | LT117  | Choral Library                | 20-740 626       | -                   |                              |
| 1200   | LT118A | Recital Hall 1224             | 20-740 626       | 090074              | NL Drive Screw               |
|        |        |                               | XQ13-115 114 626 | 050525 US26D        | Blocking Ring                |
| 1200   | LT118B | Recital Hall 1224             | 20-740 626       | 090074              | NL Drive Screw               |
|        |        |                               | XQ13-115 114 626 | 050525 US26D        | Blocking Ring                |
|        |        |                               | -                | 050589 US28         | 99 Series Less Dogging Plate |
| 1200   | LT119  | Storage                       | 20-740 626       | -                   |                              |
| 1200   | LT120  | Piano Lab 1223                | 20-740 626       | ND91JD RHO 626      | Vandlgard Pushbutton Lockset |
| 1200   | LT121  | Practice                      | 20-740 626       | -                   |                              |
| 1200   | LT122  | Hall                          | -                | -                   |                              |
| 1200   | LT123  | IDF 1220                      | 20-740 626       | -                   |                              |

Chabot College Hardware Schedule

| Bldg # | Door # | Description                   | New Cylinder     | New Hardware   | Hardware Description         |
|--------|--------|-------------------------------|------------------|----------------|------------------------------|
| 1200   | LT124  | Practice 1219                 | 20-740 626       | -              |                              |
| 1200   | LT125  | AV Control Room               | 20-740 626       | -              |                              |
| 1200   | LT126  | Hall                          | -                | -              |                              |
| 1200   | LT127  | Percussion Studio 1246        | 20-740 626       | -              |                              |
| 1200   | LT128A | Percussion Studio 1246        | 20-740 626       | ND96JD RHO 626 | Vandlgard Storeroom Lockset  |
|        |        |                               | -                |                |                              |
| 1200   | LT128B | Wind Rehearsal Classroom 1245 | 20-740 626       | 090074         | NL Drive Screw               |
|        |        |                               | XQ13-115 114 626 | 050525 US26D   | Blocking Ring                |
|        |        |                               | -                | 050589 US28    | 99 Series Less Dogging Plate |
| 1200   | LT129  | Instrumental Storage 1248     | 20-740 626       | -              |                              |
| 1200   | LT130A | Jazz Rehearsal 1250           | 20-740 626       |                |                              |
|        |        |                               | 20-740 626       | -              |                              |
| 1200   | LT130B | Jazz Rehearsal 1250           | 20-740 626       | 090074         | NL Drive Screw               |
|        |        |                               | XQ13-115 114 626 | 050525 US26D   | Blocking Ring                |
|        |        |                               | -                | 050589 US28    | 99 Series Less Dogging Plate |
| 1200   | LT131  | Hall                          | -                | -              |                              |
| 1200   | LT132  | Men's Restroom                | 20-740 626       | -              |                              |
| 1200   | LT133  | Women's Restroom              | 20-740 626       | -              |                              |
| 1200   | LT134  | Theater Arts 1257             | 20-740 626       | 090074         | NL Drive Screw               |
|        |        |                               | XQ13-115 114 626 | 050525 US26D   | Blocking Ring                |
|        |        |                               | -                |                |                              |
|        |        |                               | XQ13-115 114 626 | 050525 US26D   | Blocking Ring                |
|        |        |                               | 20-740 626       | -              |                              |
| 1200   | LT135  | Backstage 1202                | 20-740 626       | -              |                              |
|        |        |                               | 47-743 626       | -              |                              |
| 1200   | LT136  | Concession 1203               | 47-743 626       | -              |                              |
| 1200   | LT137  | Hall                          | 47-743 626       | -              |                              |
|        |        |                               | 47-743 626       | -              |                              |
| 1200   | LT138  | Women's Dressing Room 1253    | 47-743 626       | -              |                              |
| 1200   | LT139  | Unisex Restroom               | 47-743 626       | -              |                              |
| 1200   | LT140  | Men's Dressing Room           | 47-743 626       | -              |                              |
| 1200   | LT141  | Theater                       | 20-740 626       | ND91JD RHO 626 | Vandlgard Pushbutton Lockset |
| 1200   | LT142  | Green Room 1253               | 20-740 626       | ND91JD RHO 626 | Vandlgard Pushbutton Lockset |
| 1200   | LT143  | Control Room 1258             | 20-765 626       | -              |                              |
| 1200   | LT144  | Janitor                       | 20-750 626       | -              |                              |
| 1200   | LT145  | Storage 1250B                 | 20-750 626       | -              |                              |
| 1200   | LT147  | Corridor                      | 20-740 626       | -              |                              |
|        |        |                               | -                | -              |                              |
| 1200   | LT148  | Recording Controls            | 20-740 626       | ND91JD RHO 626 | Vandlgard Pushbutton Lockset |
|        |        |                               | -                | -              |                              |
| 1200   | LT149  | Vestibule                     | 20-740 626       | ND91JD RHO 626 | Vandlgard Pushbutton Lockset |
|        |        |                               | -                | -              |                              |

Chabot College Hardware Schedule

| Bldg # | Door # | Description                   | New Cylinder     | New Hardware   | Hardware Description         |
|--------|--------|-------------------------------|------------------|----------------|------------------------------|
| 1200   | LT150  | Recording Studio              | 20-740 626       | ND91JD RHO 626 | Vandlgard Pushbutton Lockset |
|        |        |                               | -                | -              |                              |
| 1200   | LT151  | Recording Studio              | 20-740 626       | ND91JD RHO 626 | Vandlgard Pushbutton Lockset |
|        |        |                               | -                | -              |                              |
| 1200   | LT152  | Isolation                     | 20-740 626       | -              |                              |
| 1200   | LT153  | Control Room 1261             | 20-748 626       | -              |                              |
| 1200   | LT154  | Catwalk 1262                  | 20-748 626       | -              |                              |
| 1200   | LT155  | Hall                          | 20-740 626       |                |                              |
| 1200   | LT156  | Practice 1209                 | 20-740 626       | -              |                              |
| 1200   | LT157  | Combo 1252                    | 20-740 626       | -              |                              |
| 1200   | LT158  | Practice                      | 20-740 626       | -              |                              |
| 1200   | LT159  | Practice                      | 20-740 626       | -              |                              |
| 1200   | LT160  | Jazz Library                  | 20-740 626       | -              |                              |
| 1200   | LT161  | Wind Rehearsal Classroom 1245 | 20-740 626       | ND91JD RHO 626 | Vandlgard Pushbutton Lockset |
|        |        |                               | -                | -              |                              |
| 1200   | LT162  | Wind Band Library             | 20-740 626       | -              |                              |
| 1200   | LT163  | Practice 1211                 | 20-740 626       | -              |                              |
| 1200   | LT164  | Practice                      | 20-740 626       | -              |                              |
| 1200   | LT165  | Teaching Studio 1213          | 20-740 626       | -              |                              |
| 1200   | LT166  | Practice 1214                 | 20-740 626       | -              |                              |
| 1200   | LT167  | Teaching Studio 1215          | 20-740 626       | -              |                              |
| 1200   | LT168  | Practice                      | 20-740 626       | -              |                              |
| 1200   | LT169  | Practice                      | 20-740 626       | -              |                              |
| 1200   | LT170  | Practice 1231                 | 20-740 626       | -              |                              |
| 1200   | LT171  | Practice 1232                 | 20-740 626       | -              |                              |
| 1200   | LT172  | Music Technology 1236         | 20-740 626       |                |                              |
| 1200   | LT173  | Isolation Room 3 1237         | 20-740 626       | -              |                              |
| 1200   | LT174  | Isolation Room 3 1244         | 20-740 626       | -              |                              |
| 1200   | LT175  | Utility Box                   | 47-743 626       | -              |                              |
| 1200   | LT176  | Gate                          | 47-743 626       | -              |                              |
| 1200   | LT177  | Gate                          | 47-743 626       | -              |                              |
| 1300   | AB100  | Mechanical 1334               | 20-748 626       | -              |                              |
| 1300   | AB102  | Hall                          | 20-740 626       | 090074         | NL Drive Screw               |
|        |        |                               | -                | 050589 US28    | 99 Series Less Dogging Plate |
| 1300   | AB103  | Rehearsal 1328                | 20-740 626       | ND96JD RHO 626 | Vandlgard Storeroom Lockset  |
| 1300   | AB104  | Men's Dressing Room 1326      | 20-740 626       | ND96JD RHO 626 | Vandlgard Storeroom Lockset  |
| 1300   | AB105A | Stage Entrance                | 20-740 626       | 090074         | NL Drive Screw               |
|        |        |                               | -                | 050589 US28    | 99 Series Less Dogging Plate |
|        |        |                               | -                | 050589 US28    | 99 Series Less Dogging Plate |
| 1300   | AB105B | Hall                          | 20-740 626       | 090074         | NL Drive Screw               |
|        |        |                               | XQ13-115 114 626 | 050115 US28    | 33A/99 CD Conversion Kit     |
|        |        |                               | -                | 050115 US28    | 33A/99 CD Conversion Kit     |



Chabot College Hardware Schedule

| Bldg # | Door # | Description                | New Cylinder                   | New Hardware        | Hardware Description         |
|--------|--------|----------------------------|--------------------------------|---------------------|------------------------------|
| 1300   | AB106  | Auditorium 1310            | XQ13-115 114 626<br>20-740 626 | 090074              | NL Drive Screw               |
|        |        |                            | -                              | 050115 US28         | 33A/99 CD Conversion Kit     |
|        |        |                            | -                              | 050589 US28         | 99 Series Less Dogging Plate |
| 1300   | AB107  | Lobby 1300                 | 20-740 626                     | 090074              | NL Drive Screw               |
|        |        |                            | -                              | 050589 US28         | 99 Series Less Dogging Plate |
|        |        |                            | -                              | 050589 US28         | 99 Series Less Dogging Plate |
| 1300   | AB108  | Lobby 1300                 | 20-740 626                     | 090074              | NL Drive Screw               |
|        |        |                            | 20-740 626                     | 26-094 626 XQ11-948 | FSIC Mortise Housing         |
|        |        |                            | -                              | 050115 US28         | 33A/99 CD Conversion Kit     |
|        |        |                            | 20-740 626                     | 26-094 626          | FSIC Mortise Housing         |
|        |        |                            | -                              | 050115 US28         | 33A/99 CD Conversion Kit     |
| 1300   | AB109  | Lobby 1300                 | -                              | -                   |                              |
| 1300   | AB110  | Lobby 1300                 | 20-740 626                     | 090074              | NL Drive Screw               |
|        |        |                            | 20-740 626                     | 26-094 626 XQ11-948 | FSIC Mortise Housing         |
|        |        |                            | -                              | 050115 US28         | 33A/99 CD Conversion Kit     |
|        |        |                            | 20-740 626                     | 26-094 626          | FSIC Mortise Housing         |
|        |        |                            | -                              | 050115 US28         | 33A/99 CD Conversion Kit     |
| 1300   | AB111  | Lobby 1300                 | 20-740 626                     | 090074              | NL Drive Screw               |
|        |        |                            | 20-740 626                     | 26-094 626 XQ11-948 | FSIC Mortise Housing         |
|        |        |                            | -                              | 050115 US28         | 33A/99 CD Conversion Kit     |
|        |        |                            | 20-740 626                     | 26-094 626          | FSIC Mortise Housing         |
|        |        |                            | -                              | 050115 US28         | 33A/99 CD Conversion Kit     |
| 1300   | AB112  | Box Office                 | 20-750 626                     | ND91JD RHO 626      | Vandlgard Pushbutton Lockset |
| 1300   | AB113  | Lobby 1300                 | 20-740 626                     | 090074              | NL Drive Screw               |
|        |        |                            | -                              | 050589 US28         | 99 Series Less Dogging Plate |
|        |        |                            | -                              | 050589 US28         | 99 Series Less Dogging Plate |
| 1300   | AB114  | Auditorium 1310            | 20-740 626                     | 090074              | NL Drive Screw               |
|        |        |                            | -                              | 050589 US28         | 99 Series Less Dogging Plate |
|        |        |                            | -                              | 050589 US28         | 99 Series Less Dogging Plate |
| 1300   | AB115  | Green Room                 | 20-750 626                     | -                   |                              |
| 1300   | AB116  | Vestibule 1318             | 20-740 626                     | 090074              | NL Drive Screw               |
|        |        |                            | -                              | 050589 US28         | 99 Series Less Dogging Plate |
|        |        |                            | 20-740 626                     | 26-094 626 XQ11-948 | FSIC Mortise Housing         |
|        |        |                            | -                              | 050115 US28         | 33A/99 CD Conversion Kit     |
| 1300   | AB117  | Mechanical 1334            | 20-750 626                     | -                   |                              |
|        |        |                            | 20-750 626                     | -                   |                              |
| 1300   | AB118  | Storage 1330               | 20-750 626                     | -                   |                              |
| 1300   | AB119  | Costume 1330A              | 20-750 626                     | -                   |                              |
| 1300   | AB120  | Rehearsal 1334             | 20-740 626                     | ND91JD RHO 626      | Vandlgard Pushbutton Lockset |
| 1300   | AB121  | Women's Dressing Room 1326 | 20-750 626                     | -                   |                              |
| 1300   | AB122A | Shop 1340                  | 20-740 626                     | ND91JD RHO 626      | Vandlgard Pushbutton Lockset |

Chabot College Hardware Schedule

| Bldg # | Door # | Description                | New Cylinder | New Hardware | Hardware Description         |
|--------|--------|----------------------------|--------------|--------------|------------------------------|
| 1300   | AB122B | Shop 1340                  | 20-750 626   | -            |                              |
| 1300   | AB123  | Women's Dressing Room 1326 | 20-750 626   | -            |                              |
| 1300   | AB124  | Men's Dressing Room 1322   | 20-750 626   | -            |                              |
| 1300   | AB125  | Make Up Room               | 20-750 626   | -            |                              |
| 1300   | AB126  | Women's Dressing Room 1326 | 20-750 626   | -            |                              |
| 1300   | AB127  | Men's Dressing Room 1322   | 20-750 626   | -            |                              |
| 1300   | AB128A | Stage                      | 20-740 626   | -            |                              |
| 1300   | AB128B | Stage                      | 20-740 626   | 26-094 626   | FSIC Mortise Housing         |
| 1300   | AB129  | Receiving Office           | 20-750 626   | -            |                              |
| 1300   | AB130  | Green Room 1314            | 20-750 626   | -            |                              |
| 1300   | AB131  | Stage                      | 20-748 626   | -            |                              |
| 1300   | AB132  | Stage                      | 20-748 626   | -            |                              |
| 1300   | AB133  | Auditorium 1316            | -            | -            |                              |
| 1300   | AB134  | Storage 1312               | 20-748 626   | -            |                              |
| 1300   | AB135A | Men's Restroom             | 20-750 626   | BF 178 PC    | Deadbolt Hole Filler         |
|        |        |                            | -            | EF-161 PC    | Edge Filler Plate            |
|        |        |                            | -            | EF-161 PC    | Edge Filler Plate            |
| 1300   | AB135B | Men's Restroom             | 20-750 626   | BF 178 PC    | Deadbolt Hole Filler         |
|        |        |                            | -            | EF-161 PC    | Edge Filler Plate            |
|        |        |                            | -            | EF-161 PC    | Edge Filler Plate            |
| 1300   | AB136  | Auditorium 1316            | -            | -            |                              |
|        |        |                            | -            | -            |                              |
| 1300   | AB137  | Controls                   | 20-750 626   | -            |                              |
| 1300   | AB138  | Auditorium 1316            | -            | -            |                              |
|        |        |                            | -            | -            |                              |
| 1300   | AB139A | Women's Restroom           | 20-750 626   | BF 178 PC    | Deadbolt Hole Filler         |
|        |        |                            | -            | EF-161 PC    | Edge Filler Plate            |
|        |        |                            | -            | EF-161 PC    | Edge Filler Plate            |
| 1300   | AB139B | Women's Restroom           | 20-750 626   | BF 178 PC    | Deadbolt Hole Filler         |
|        |        |                            | -            | EF-161 PC    | Edge Filler Plate            |
|        |        |                            | -            | EF-161 PC    | Edge Filler Plate            |
| 1300   | AB140  | Auditorium 1316            | -            | -            |                              |
|        |        |                            | -            | -            |                              |
| 1300   | AB141  | Office 1314                | 20-748 626   | -            |                              |
| 1300   | AB143  | Custodian Closet           | 20-750 626   | -            |                              |
| 1300   | AB144  | Stage                      | 20-750 626   | -            |                              |
| 1300   | AB145  | Stage                      | -            | -            |                              |
| 1300   | AB146  | Shop 1340                  | 47-743 626   | -            |                              |
| 1300   | AB147  | Receiving 1318             | 47-743 626   | -            |                              |
| 1300   | AB148  | Green Room 1314            | 20-750 626   | -            |                              |
| 1300   | AB149  | Receiving 1318             | 20-740 626   | 090074       | NL Drive Screw               |
|        |        |                            | -            | 050589 US28  | 99 Series Less Dogging Plate |

Chabot College Hardware Schedule

| Bldg # | Door # | Description            | New Cylinder | New Hardware          | Hardware Description                                |
|--------|--------|------------------------|--------------|-----------------------|---|
|        |        |                        | -            | 050589 US28           | 99 Series Less Dogging Plate                        |
| 1300   | AB150  | Receiving 1318         | 20-740 626   | 090074                | NL Drive Screw                                      |
|        |        |                        | -            | 050589 US28           | 99 Series Less Dogging Plate                        |
|        |        |                        | -            | 050589 US28           | 99 Series Less Dogging Plate                        |
|        |        |                        | 20-740 626   | -                     |   |
| 1300   | AB152  | Receiving 1318         | 47-743 626   | -                     |   |
| 1300   | AB153  | Stage                  | 47-743 626   | -                     |   |
| 1300   | AB154  | Stage                  | -            | -                     |   |
| 1300   | AB156  | Rehearsal 1334 Cabinet | 47-743 626   | -                     |   |
| 1300   | AB158  | Storage                | 20-740 626   | -                     |   |
| 1300   | AB159  | Storage                | 20-750 626   | -                     |   |
| 1300   | AB162  | Enclosure              | 47-743 626   | -                     |   |
| 1300   | AB163  | Enclosure              | 47-743 626   | -                     |   |
| 1300   | AB164  | Enclosure              | 47-743 626   | -                     |   |
| 1300   | AB165  | Enclosure              | 47-743 626   | -                     |   |
| 1300   | AB166  | Enclosure              | 47-743 626   | -                     |   |
| 1300   | AB167  | Enclosure              | 47-743 626   | -                     |   |
| 1300   | AB200  | Balcony                | 20-740 626   | 090074                | NL Drive Screw                                      |
|        |        |                        | -            | 090074                | NL Drive Screw                                      |
| 1300   | AB201  | Balcony                | 20-740 626   | 090074                | NL Drive Screw                                      |
|        |        |                        | -            | 090074                | NL Drive Screw                                      |
| 1300   | AB202  | Office 1319            | 20-750 626   | -                     |   |
| 1300   | AB203  | Mechanical Room        | 20-748 626   | -                     |   |
| 1300   | AB204  | Upper Backstage        | 20-748 626   | -                     |   |
| 1300   | AB205  | Upper Backstage        | 20-748 626   | -                     |   |
| 1300   | AB206  | Balcony                | 20-740 626   | 050886 26D RHR        | 99 Series Fire Rated Double Cylinder Conversion Kit |
|        |        |                        | XB13-088 626 | -                     |   |
|        |        |                        | -            |                       |   |
| 1300   | AB207  | Sound 1309             | 20-750 626   | -                     |   |
| 1300   | AB208  | Sound 1309             | 20-750 626   | -                     |   |
| 1300   | AB209  | Balcony                | 20-740 626   | 050886 26D RHR        | 99 Series Fire Rated Double Cylinder Conversion Kit |
|        |        |                        | XB13-088 626 | -                     |   |
|        |        |                        | -            |                       |   |
| 1300   | AB210  | Storage                | 20-740 626   | ND96JD RHO 626 10-013 | Vandlgard Storeroom Lockset                         |
| 1300   | AB211  | Storage Cabinet        | 47-743 626   | -                     |   |
| 1300   | AB212  | Costume Storage        | 47-743 626   | -                     |   |
| 1300   | AB300  | Maintenance 1303       | 20-748 626   | -                     |   |
| 1300   | AB301  | Maintenance            | 20-748 626   | -                     |   |
| 1300   | AB302  | Electrical             | -            | -                     |   |
| 1300   | AB303  | Electrical             | 20-748 626   | -                     |   |
| 1300   | AB304  | Maintenance            | -            | -                     |   |
| 1400   | TE100  | Auto Lab 1426          | 20-740 626   | 090074                | NL Drive Screw                                      |

Chabot College Hardware Schedule

| Bldg # | Door # | Description                 | New Cylinder     | New Hardware        | Hardware Description                                |
|--------|--------|-----------------------------|------------------|---------------------|---|
|        |        |                             | XQ13-115 114 626 | 050115 US28         | 33A/99 CD Conversion Kit                            |
| 1400   | TE101  | Gate                        | 47-743 626       | -                   |   |
| 1400   | TE102  | Gate                        | 47-743 626       | -                   |   |
| 1400   | TE103  | Auto Lab 1426               | 20-740 626       | 090074              | NL Drive Screw                                      |
|        |        |                             | XQ13-115 114 626 | 050115 US28         | 33A/99 CD Conversion Kit                            |
| 1400   | TE104A | Auto Lab 1426               | 20-740 626       | -                   |   |
| 1400   | TE104B | Auto Lab 1426               | 20-740 626       |                     |   |
| 1400   | TE105  | Walkthrough                 | 20-740 626       | 090074              | NL Drive Screw                                      |
|        |        |                             | 20-740 626       | 26-094 626 XQ11-948 | FSIC Mortise Housing                                |
| 1400   | TE106A | Special Seminar Room 1418   | 20-740 626       |                     |   |
| 1400   | TE106B | Special Seminar Room 1418   | 20-740 626       | ND91JD RHO 626      | Vandlgard Pushbutton Lockset                        |
|        |        |                             | -                |                     |   |
| 1400   | TE106C | Special Seminar Room 1418   | 20-740 626       | ND91JD RHO 626      | Vandlgard Pushbutton Lockset                        |
|        |        |                             | -                |                     |   |
| 1400   | TE107A | Engine Lab 1414             | 20-740 626       |                     |   |
| 1400   | TE107B | Engine Lab 1414             | 20-740 626       | ND91JD RHO 626      | Vandlgard Pushbutton Lockset                        |
| 1400   | TE108  | Transmission Lab 1406       | 20-740 626       |                     |   |
| 1400   | TE109  | Padlock                     | 20-740 626       | -                   |   |
| 1400   | TE110  | Storage                     | 20-740 626       | -                   |   |
| 1400   | TE111  | Padlock                     | 20-740 626       | -                   |   |
| 1400   | TE112A | Transmission Lab 1406       | 20-740 626       | ND96JD RHO 626      | Vandlgard Storeroom Lockset                         |
| 1400   | TE112B | Transmission Lab 1406       | 20-740 626       | ND91JD RHO 626      | Vandlgard Pushbutton Lockset                        |
|        |        |                             | -                |                     |   |
| 1400   | TE113  | Technology Center 1400      | 20-740 626       | -                   |   |
| 1400   | TE114  | Machine Room 1402           | 20-740 626       | ND96JD RHO 626      | Vandlgard Storeroom Lockset                         |
| 1400   | TE114B | Machine Room 1402           | 20-740 626       | ND91JD RHO 626      | Vandlgard Pushbutton Lockset                        |
| 1400   | TE115A | Storage 1402C               | 20-740 626       | -                   |   |
| 1400   | TE115B | Grinding 1402D              | 20-740 626       | ND91JD RHO 626      | Vandlgard Pushbutton Lockset                        |
| 1400   | TE116  | Art Welding Area 1416C      | 20-740 626       | ND96JD RHO 626      | Vandlgard Storeroom Lockset                         |
| 1400   | TE117A | Welding Lab 1416            | 20-740 626       | ND96JD RHO 626      | Vandlgard Storeroom Lockset                         |
| 1400   | TE117B | Machine Lab 1402            | 20-740 626       | 090074              | NL Drive Screw                                      |
|        |        |                             | XQ13-115 114 626 | 050115 US28         | 33A/99 CD Conversion Kit                            |
| 1400   | TE117C | Welding Lab 1416            | 20-740 626       | 050885 26D LHR      | 99 Series Fire Rated Double Cylinder Conversion Kit |
|        |        |                             | XB13-088 626     | -                   |   |
| 1400   | TE118A | Covered Welding 1416D       | 20-740 626       | ND96JD RHO 626      | Vandlgard Storeroom Lockset                         |
| 1400   | TE118B | Welding Lab 1416            | 20-740 626       |                     |   |
| 1400   | TE118C | Covered Welding 1416D       | 20-740 626       |                     |   |
| 1400   | TE119A | Covered Welding 1416D       | 20-740 626       | -                   |   |
| 1400   | TE119B | Auto Lab 1426               | 20-740 626       |                     |   |
|        |        |                             | 20-740 626       | -                   |   |
| 1400   | TE120  | Demonstration Storage 1418A | 20-740 626       | -                   |   |
|        |        |                             | 20-740 626       | -                   |   |

Chabot College Hardware Schedule

| Bldg # | Door # | Description                       | New Cylinder | New Hardware          | Hardware Description                             |
|--------|--------|-----------------------------------|--------------|-----------------------|--|
| 1400   | TE121  | Auto Lab 1426                     | 20-740 626   | 99L-F-2 3' 26D RHR 06 | 99 Series Fire Rated Double Cylinder Exit Device |
|        |        |                                   | XB13-088 626 | 20-079 626            | FSIC Rim Housing                                 |
|        |        |                                   | 20-740 626   | 99L-F-2 3' 26D LHR 06 | 99 Series Fire Rated Double Cylinder Exit Device |
|        |        |                                   | XB13-088 626 | 20-079 626            | FSIC Rim Housing                                 |
|        |        |                                   | 20-740 626   | 26-094 626            | FSIC Mortise Housing                             |
| 1400   | TE122  | Data/Communication 1424           | 20-740 626   | -                     |  |
| 1400   | TE123A | Demonstration Storage 1418A       | 20-740 626   | -                     |  |
| 1400   | TE123B | Hall                              | 20-740 626   | 090074                | NL Drive Screw                                   |
|        |        |                                   | -            | 050589 US28           | 99 Series Less Dogging Plate                     |
| 1400   | TE124  | Women's Restroom                  | 20-740 626   | -                     |  |
| 1400   | TE125  | Men's Restroom                    | 20-740 626   | -                     |  |
| 1400   | TE126  | Auto Storage 1410A                | 20-740 626   | -                     |  |
| 1400   | TE127  | Electrical Room 1408A             | 20-740 626   | -                     |  |
| 1400   | TE128  | Custodial 1408                    | 20-740 626   | -                     |  |
| 1400   | TE129A | Transmission Engine Storage 1406A | 20-740 626   | ND91JD RHO 626        | Vandlgard Pushbutton Lockset                     |
|        |        |                                   | -            |                       |  |
| 1400   | TE129B | Transmission Engine Storage 1406A | 20-740 626   | ND91JD RHO 626        | Vandlgard Pushbutton Lockset                     |
|        |        |                                   | -            |                       |  |
| 1400   | TE130  | Storage Closet                    | 20-740 626   | -                     |  |
| 1400   | TE131  | Precision Tool Room 1402C         | 20-740 626   | -                     |  |
| 1400   | TE132  | Grinding 1402D                    | 20-740 626   | -                     |  |
| 1400   | TE133A | Tool Room 1410                    | 20-740 626   |                       |  |
| 1400   | TE133B | Auto Storage 1410A                | 20-740 626   | -                     |  |
| 1400   | TE133C | Tool Room 1410                    | 20-740 626   | ND91JD RHO 626        | Vandlgard Pushbutton Lockset                     |
| 1400   | TE134  | Storage                           | 20-740 626   | -                     |  |
| 1400   | TE135  | Rods Storage 1416A                | 20-740 626   | ND80JD RHO 626        | ND Series Storeroom Lockset                      |
|        |        |                                   | -            |                       |  |
| 1400   | TE136  | Flammable Gas                     | 20-740 626   | -                     |  |
| 1400   | TE137  | Flammable Gas                     | 20-740 626   | -                     |  |
| 1400   | TE138  | Flammable Gas                     | 20-740 626   | -                     |  |
| 1400   | TE139  | Flammable Gas                     | 20-740 626   | -                     |  |
| 1400   | TE140  | Flammable Gas                     | 20-740 626   | -                     |  |
| 1400   | TE141  | Flammable Gas                     | 20-740 626   | -                     |  |
| 1400   | TE142  | Flammable Gas                     | 20-740 626   | -                     |  |
| 1400   | TE143  | Flammable Gas                     | 20-740 626   | -                     |  |
| 1400   | TE144  | Flammable Gas                     | 20-740 626   | -                     |  |
| 1400   | TE145  | Flammable Gas                     | 20-740 626   | -                     |  |
| 1400   | TE146  | Flammable Gas                     | 20-740 626   | -                     |  |
| 1400   | TE147  | Flammable Gas                     | 20-740 626   | -                     |  |
| 1400   | TE-P2  | Picnic Table Padlock              | 20-740 626   | -                     |  |
| 1500   | TV100  | Classroom 1564                    | 20-740 626   | ND91JD RHO 626        | Vandlgard Pushbutton Lockset                     |
| 1500   | TV101  | Classroom 1560                    | 20-740 626   | ND91JD RHO 626        | Vandlgard Pushbutton Lockset                     |

Chabot College Hardware Schedule

| Bldg # | Door # | Description                          | New Cylinder | New Hardware        | Hardware Description         |
|--------|--------|--------------------------------------|--------------|---------------------|------------------------------|
| 1500   | TV102  | Unisex Restroom                      | 20-765 626   | -                   |                              |
| 1500   | TV103  | Lobby 1500A                          | 20-740 626   | 050589 US28         | 99 Series Less Dogging Plate |
|        |        |                                      | 20-740 626   | 050115 US28         | 33A/99 CD Conversion Kit     |
|        |        |                                      | -            | 26-094 626 XQ11-948 | FSIC Mortise Housing         |
| 1500   | TV104  | Hall                                 | 20-740 626   | 090074              | NL Drive Screw               |
|        |        |                                      | -            | 050589 US28         | 99 Series Less Dogging Plate |
| 1500   | TV105  | Hall                                 | 20-740 626   | 090074              | NL Drive Screw               |
|        |        |                                      | -            | 050589 US28         | 99 Series Less Dogging Plate |
| 1500   | TV106  | Utility Box                          | 47-743 626   | -                   |                              |
| 1500   | TV107  | Mechanical 1566                      | 20-750 626   | -                   |                              |
| 1500   | TV108  | Utility Box                          | 47-743 626   | -                   |                              |
| 1500   | TV109  | Storage 1560A                        | 20-750 626   | -                   |                              |
| 1500   | TV110  | Storage 1564A                        | 20-750 626   | -                   |                              |
| 1500   | TV111  | Room 1506                            | 20-740 626   | -                   |                              |
| 1500   | TV112  | To Office                            | 20-750 626   | -                   |                              |
| 1500   | TV113  | Fire Technology Office 1504          | 20-750 626   | -                   |                              |
| 1500   | TV114A | Meeting Room 1506                    | 20-740 626   | ND91JD RHO 626      | Vandlgard Pushbutton Lockset |
| 1500   | TV114B | Meeting Room 1508                    | 20-740 626   | ND91JD RHO 626      | Vandlgard Pushbutton Lockset |
| 1500   | TV115  | Breakroom                            | 20-765 626   |                     |                              |
| 1500   | TV116  | Room 1568                            | 20-740 626   | -                   |                              |
| 1500   | TV117  | Room 1512                            | 20-750 626   | -                   |                              |
|        |        |                                      | 20-188 626   | -                   |                              |
| 1500   | TV118  | Adjunct Office 1514                  | 20-750 626   | -                   |                              |
| 1500   | TV119  | Room 1516                            | 20-765 626   | -                   |                              |
| 1500   | TV120  | Room 1518                            | 20-750 626   | -                   |                              |
| 1500   | TV121  | Room 1520                            | 20-750 626   | -                   |                              |
| 1500   | TV122  | Room 1522                            | 20-750 626   | -                   |                              |
| 1500   | TV123  | Room 1524                            | 20-750 626   | -                   |                              |
| 1500   | TV124  | Room 1526                            | 20-750 626   | -                   |                              |
| 1500   | TV125  | Room 1528                            | 20-750 626   | -                   |                              |
| 1500   | TV126  | Room 1530                            | 20-750 626   | -                   |                              |
|        |        |                                      | -            | BF 178 PC           | Deadbolt Hole Filler         |
|        |        |                                      | -            | EF-161 PC           | Edge Filler Plate            |
|        |        |                                      | -            | EF-161 PC           | Edge Filler Plate            |
| 1500   | TV127  | Applied Tech Senior Lab Tech 1532    | 20-750 626   | -                   |                              |
| 1500   | TV128  | Men's Restroom                       | 20-750 626   | -                   |                              |
| 1500   | TV129  | Applied Technology 1536              | 20-750 626   | -                   |                              |
| 1500   | TV130  | Women's Restroom                     | 20-750 626   | -                   |                              |
| 1500   | TV131  | Adjunct Faculty Automotive Tech 1540 | 20-750 626   | -                   |                              |
| 1500   | TV132  | Room 1542                            | 20-750 626   | -                   |                              |
| 1500   | TV133  | Room 1544                            | 20-750 626   | -                   |                              |
| 1500   | TV134  | Room 1546                            | 20-750 626   | -                   |                              |

Chabot College Hardware Schedule

| Bldg # | Door # | Description                             | New Cylinder | New Hardware   | Hardware Description         |
|--------|--------|---|--------------|----------------|------------------------------|
| 1500   | TV135  | Room 1548                               | 20-750 626   | -              |                              |
| 1500   | TV136  | Room 1550                               | 20-750 626   | -              |                              |
| 1500   | TV137  | Custodian 1552                          | 20-750 626   | -              |                              |
| 1500   | TV138  | Room 1554                               | 20-750 626   | -              |                              |
|        |        |   | 20-744 626   | -              |                              |
| 1500   | TV139  | Fire Technology 1556                    | 20-750 626   | -              |                              |
| 1500   | TV140A | Room 1562                               | 20-750 626   |                |                              |
| 1500   | TV140B | Room 1562                               | 20-750 626   |                |                              |
| 1600   | PL100  | CNC Lab 1618                            | 20-740 626   | 090074         | NL Drive Screw               |
|        |        |   | -            | 050589 US28    | 99 Series Less Dogging Plate |
|        |        |   | -            | 050589 US28    | 99 Series Less Dogging Plate |
| 1600   | PL101  | Gate                                    | 47-743 626   | -              |                              |
| 1600   | PL102  | Hall                                    | 20-740 626   | -              |                              |
| 1600   | PL103  | Mechanical 1622                         | 20-750 626   | -              |                              |
| 1600   | PL104  | Workspace                               | 20-765 626   | ND96JD RHO 626 | Vandlgard Storeroom Lockset  |
| 1600   | PL105  | Covered Yard                            | 20-750 626   | -              |                              |
| 1600   | PL106  | Hall                                    | 20-740 626   | 090074         | NL Drive Screw               |
|        |        |   | -            | 050589 US28    | 99 Series Less Dogging Plate |
|        |        |   | -            | 050589 US28    | 99 Series Less Dogging Plate |
| 1600   | PL107  | Hall                                    | 20-740 626   | 090074         | NL Drive Screw               |
|        |        |   | -            | 050589 US28    | 99 Series Less Dogging Plate |
|        |        |   | -            | 050589 US28    | 99 Series Less Dogging Plate |
| 1600   | PL108A | Computer Lab 1620                       | 20-740 626   | ND91JD RHO 626 | Vandlgard Pushbutton Lockset |
|        |        |   | -            |                |                              |
| 1600   | PL108B | Computer Lab 1620                       | 20-740 626   | ND91JD RHO 626 | Vandlgard Pushbutton Lockset |
|        |        |   | -            |                |                              |
| 1600   | PL110  | Storage                                 | 20-765 626   | -              |                              |
| 1600   | PL111A | CNC Design Lab 1618                     | 20-740 626   | ND91JD RHO 626 | Vandlgard Pushbutton Lockset |
| 1600   | PL111B | Computer Lab 1620                       | 20-740 626   | ND91JD RHO 626 | Vandlgard Pushbutton Lockset |
| 1600   | PL111C | Computer Lab 1620 & CNC Design Lab 1618 | 20-740 626   | ND91JD RHO 626 | Vandlgard Pushbutton Lockset |
| 1600   | PL112  | Closet 1600C                            | 20-750 626   | -              |                              |
| 1600   | PL113  | Storage                                 | 20-750 626   | -              |                              |
| 1600   | PL114  | Closet 1600D                            | 20-750 626   | -              |                              |
| 1600   | PL115  | Closet 1600E                            | 20-750 626   | -              |                              |
| 1600   | PL116  | Electronics Lab #1 1616                 | 20-740 626   | ND91JD RHO 626 | Vandlgard Pushbutton Lockset |
| 1600   | PL117  | Dark Room 1616A                         | 20-750 626   | -              |                              |
| 1600   | PL118A | Room 1614                               | 20-750 626   |                |                              |
| 1600   | PL118B | Room 1614                               | 20-740 626   | ND66JD RHO 626 | ND Series Store Lock         |
|        |        |   | 20-740 626   |                |                              |
| 1600   | PL118C | Room 1614                               | 20-740 626   | ND66JD RHO 626 | ND Series Store Lock         |
|        |        |   | 20-740 626   |                |                              |
| 1600   | PL119A | Room 1602A                              | 20-750 626   | -              |                              |

Chabot College Hardware Schedule

| Bldg # | Door # | Description                  | New Cylinder | New Hardware        | Hardware Description         |
|--------|--------|------------------------------|--------------|---------------------|------------------------------|
| 1600   | PL119B | Room 1602A                   | 20-750 626   | -                   |                              |
| 1600   | PL120  | Testing & Materials Lab 1612 | 20-740 626   | ND91JD RHO 626      | Vandlgard Pushbutton Lockset |
|        |        |                              | -            |                     |                              |
| 1600   | PL121  | Soils & Concrete 1612A       | 20-750 626   | -                   |                              |
| 1600   | PL122A | Survey 1610                  | 20-740 626   | ND91JD RHO 626      | Vandlgard Pushbutton Lockset |
| 1600   | PL122B | Survey 1610                  | 20-740 626   |                     |                              |
| 1600   | PL123A | Electronics Lab #2 1602      | 20-750 626   |                     |                              |
| 1600   | PL123B | Electronics Lab #2 1602      | 20-740 626   | ND91JD RHO 626      | Vandlgard Pushbutton Lockset |
| 1600   | PL124  | Lecture 1608                 | 20-740 626   | ND91JD RHO 626      | Vandlgard Pushbutton Lockset |
| 1600   | PL125  | Women's Restroom             | 20-750 626   | -                   |                              |
| 1600   | PL126  | Custodial 1604               | 20-750 626   | -                   |                              |
| 1600   | PL127  | Elevator Control             | 20-750 626   | -                   |                              |
| 1600   | PL200  | Hall                         | 20-740 626   | 090074              | NL Drive Screw               |
|        |        |                              | 20-740 626   | 26-094 626 XQ11-948 | FSIC Mortise Housing         |
|        |        |                              | -            | 050115 US28         | 33A/99 CD Conversion Kit     |
|        |        |                              | 20-740 626   | 26-094 626 XQ11-948 | FSIC Mortise Housing         |
|        |        |                              | 20-740 626   | 050115 US28         | 33A/99 CD Conversion Kit     |
| 1600   | PL201  | Men's Restroom               | 20-765 626   | -                   |                              |
| 1600   | PL202A | Classroom 1607               | 20-740 626   | ND91JD RHO 626      | Vandlgard Pushbutton Lockset |
| 1600   | PL202B | Storage 1607A                | 20-750 626   | -                   |                              |
| 1600   | PL203A | Classroom 1609               | 20-740 626   | ND91JD RHO 626      | Vandlgard Pushbutton Lockset |
| 1600   | PL203B | Workroom                     | 20-750 626   | -                   |                              |
| 1600   | PL204  | Classroom 1611               | 20-740 626   | ND91JD RHO 626      | Vandlgard Pushbutton Lockset |
| 1600   | PL205  | Storage                      | 20-750 626   | -                   |                              |
| 1600   | PL206  | Custodial 1611C              | 20-750 626   | -                   |                              |
| 1600   | PL207  | Room 1611A                   | 20-750 626   | -                   |                              |
| 1600   | PL208A | Office 1613B                 | 20-740 626   | ND91JD RHO 626      | Vandlgard Pushbutton Lockset |
| 1600   | PL208B | Office 1613B                 | 20-750 626   | -                   |                              |
| 1600   | PL209  | Self-Paced Lab 1615          | 20-740 626   | ND91JD RHO 626      | Vandlgard Pushbutton Lockset |
| 1600   | PL210  | Classroom 1613               | 20-740 626   | ND91JD RHO 626      | Vandlgard Pushbutton Lockset |
| 1600   | PL211A | 1637                         | 20-765 626   | -                   |                              |
| 1600   | PL211B | 1637                         | 20-750 626   | -                   |                              |
| 1600   | PL212  | Hall 1641                    | 20-740 626   | ND91JD RHO 626      | Vandlgard Pushbutton Lockset |
| 1600   | PL213  | 1643B                        | -            | -                   |                              |
| 1600   | PL214  | 1621                         | 20-750 626   | -                   |                              |
| 1600   | PL215  | 1643A                        | 20-750 626   | -                   |                              |
| 1600   | PL217  | Storage                      | -            | -                   |                              |
| 1600   | PL218  | 1619                         | 20-765 626   | -                   |                              |
| 1600   | PL219  | 1625                         | 20-765 626   | -                   |                              |
| 1600   | PL220A | Closet 1625A                 | 20-740 626   | ND96JD RHO 626      | Vandlgard Storeroom Lockset  |
| 1600   | PL220B | Closet 1625A                 | 20-750 626   | -                   |                              |
| 1600   | PL220C | Closet 1625A                 | 20-750 626   | -                   |                              |



Chabot College Hardware Schedule

| Bldg # | Door # | Description                    | New Cylinder | New Hardware        | Hardware Description         |
|--------|--------|--------------------------------|--------------|---------------------|------------------------------|
| 1600   | PL221  | 1627                           | 20-765 626   | -                   |                              |
| 1600   | PL222  | Finishing Room 1639            | 20-765 626   |                     |                              |
| 1600   | PL223  | Journalism Newspaper 1635      | 20-740 626   | ND91JD RHO 626      | Vandlgard Pushbutton Lockset |
| 1600   | PL224  | Classroom 1623                 | 20-740 626   | ND91JD RHO 626      | Vandlgard Pushbutton Lockset |
| 1700   | PM100  | Hall                           | 20-740 626   | 090074              | NL Drive Screw               |
|        |        |                                | -            | 050589 US28         | 99 Series Less Dogging Plate |
|        |        |                                | 20-740 626   | 26-094 626 XQ11-948 | FSIC Mortise Housing         |
|        |        |                                | -            | 050115 US28         | 33A/99 CD Conversion Kit     |
| 1700   | PM101  | Hall                           | -            | -                   |                              |
| 1700   | PM102  | Mechanical                     | 20-740 626   | -                   |                              |
| 1700   | PM103A | Computer Lab/Lecture Room 1702 | 20-740 626   | 090074              | NL Drive Screw               |
| 1700   | PM103B | Computer Lab/Lecture Room 1702 | 20-740 626   | 090074              | NL Drive Screw               |
| 1700   | PM104  | Custodian                      | 20-740 626   | -                   |                              |
| 1700   | PM105  | Elevator Control               | 20-740 626   | -                   |                              |
| 1700   | PM106  | Women's Restroom               | 20-740 626   | -                   |                              |
| 1700   | PM107  | Lecture Room 1701              | 20-740 626   | ND91JD RHO 626      | Vandlgard Pushbutton Lockset |
|        |        |                                | -            |                     |                              |
| 1700   | PM108  | IDF 1704                       | 20-740 626   | -                   |                              |
| 1700   | PM109A | Computer Lab/Lecture Room 1706 | 20-740 626   | 090074              | NL Drive Screw               |
| 1700   | PM109B | Computer Lab/Lecture Room 1706 | 20-740 626   | 090074              | NL Drive Screw               |
| 1700   | PM110  | Electrical                     | 20-740 626   | -                   |                              |
| 1700   | PM111  | Distance Learning Room 1703    | 20-740 626   |                     |                              |
| 1700   | PM112A | Computer Lab/Lecture Room 1708 | 20-740 626   | 090074              | NL Drive Screw               |
| 1700   | PM112B | Computer Lab/Lecture Room 1708 | 20-740 626   | 090074              | NL Drive Screw               |
| 1700   | PM113  | Lecture Room 1705              | 20-740 626   | ND91JD RHO 626      | Vandlgard Pushbutton Lockset |
| 1700   | PM114  | Custodian Storage 1707         | 20-740 626   | -                   |                              |
| 1700   | PM200  | Hall                           | 20-740 626   | 090074              | NL Drive Screw               |
|        |        |                                | -            | 050589 US28         | 99 Series Less Dogging Plate |
|        |        |                                | 20-740 626   | 26-094 626 XQ11-948 | FSIC Mortise Housing         |
|        |        |                                | -            | 050115 US28         | 33A/99 CD Conversion Kit     |
| 1700   | PM201  | Lecture Room 1752              | 20-740 626   | ND91JD RHO 626      | Vandlgard Pushbutton Lockset |
| 1700   | PM202  | IDF 1754                       | 20-740 626   | -                   |                              |
| 1700   | PM203  | Lecture Room 1756              | 20-740 626   | ND91JD RHO 626      | Vandlgard Pushbutton Lockset |
|        |        |                                | -            |                     |                              |
| 1700   | PM204  | Lecture Room 1758              | 20-740 626   | ND91JD RHO 626      | Vandlgard Pushbutton Lockset |
|        |        |                                | -            |                     |                              |
| 1700   | PM205  | Lecture Room 1760              | 20-740 626   | ND91JD RHO 626      | Vandlgard Pushbutton Lockset |
|        |        |                                | -            |                     |                              |
| 1700   | PM206  | Lecture Room 1755              | 20-740 626   | ND91JD RHO 626      | Vandlgard Pushbutton Lockset |
|        |        |                                | -            |                     |                              |
| 1700   | PM207  | Computer Lab/Lecture Room 1753 | 20-740 626   |                     |                              |
| 1700   | PM208  | HVAC Closet                    | 20-740 626   | -                   |                              |

Chabot College Hardware Schedule

| Bldg # | Door #    | Description                    | New Cylinder | New Hardware        | Hardware Description         |
|--------|-----------|--------------------------------|--------------|---------------------|------------------------------|
| 1700   | PM209     | Computer Lab/Lecture Room 1751 | 20-740 626   |                     |                              |
| 1700   | PM210     | Custodian 1724                 | 20-740 626   | -                   |                              |
| 1700   | PM211     | Men's Restroom                 | 20-740 626   | -                   |                              |
| 1800   | CB100     | Hall                           | 20-740 626   | 050589 US28         | 99 Series Less Dogging Plate |
|        |           |                                | 20-740 626   | 26-094 626 XQ11-948 | FSIC Mortise Housing         |
|        |           |                                | -            | 050115 US28         | 33A/99 CD Conversion Kit     |
| 1800   | CB101A    | Physics Storage 2 1814         | 20-740 626   | 090074              | NL Drive Screw               |
|        |           |                                | -            | 050589 US28         | 99 Series Less Dogging Plate |
| 1800   | CB101B    | Physics Storage 2 1815         | 20-740 626   | -                   |                              |
| 1800   | CB101C    | Physics Storage 2 1816         | 20-740 626   | -                   |                              |
| 1800   | CB102     | Hall                           | 20-740 626   | 090074              | NL Drive Screw               |
|        |           |                                | -            | 050589 US28         | 99 Series Less Dogging Plate |
|        |           |                                | -            | 26-094 626 XQ11-948 | FSIC Mortise Housing         |
|        |           |                                | -            | 050115 US28         | 33A/99 CD Conversion Kit     |
| 1800   | CB103     | Hall                           | 20-740 626   | -                   |                              |
| 1800   | CB104     | Mechanical Room                | 20-740 626   | -                   |                              |
| 1800   | CB105     | Utility Box                    | 47-743 626   | -                   |                              |
| 1800   | CB106A    | Computer Lab/Lecture Hall 1812 | 20-740 626   | 090074              | NL Drive Screw               |
| 1800   | CB106B    | Computer Lab/Lecture Hall 1812 | 20-740 626   | 090074              | NL Drive Screw               |
| 1800   | CB107A    | Physics Lab 1810               | 20-740 626   | 090074              | NL Drive Screw               |
| 1800   | CB107A.1  | Cabinet                        | 20-172 626   | -                   |                              |
| 1800   | CB107A.2  | Cabinet                        | 20-172 626   | -                   |                              |
| 1800   | CB107A.3  | Cabinet                        | 20-172 626   | -                   |                              |
| 1800   | CB107A.4  | Cabinet                        | 20-172 626   | -                   |                              |
| 1800   | CB107A.5  | Cabinet                        | 20-172 626   | -                   |                              |
| 1800   | CB107A.6  | Cabinet                        | 20-172 626   | -                   |                              |
| 1800   | CB107A.7  | Cabinet                        | 20-172 626   | -                   |                              |
| 1800   | CB107A.8  | Cabinet                        | 20-172 626   | -                   |                              |
| 1800   | CB107A.9  | Cabinet                        | 20-172 626   | -                   |                              |
| 1800   | CB107A.10 | Cabinet                        | 20-172 626   | -                   |                              |
| 1800   | CB107A.11 | Cabinet                        | 20-172 626   | -                   |                              |
| 1800   | CB107A.12 | Cabinet                        | 20-172 626   | -                   |                              |
| 1800   | CB107A.13 | Cabinet                        | 20-172 626   | -                   |                              |
| 1800   | CB107A.14 | Cabinet                        | 20-172 626   | -                   |                              |
| 1800   | CB107A.15 | Cabinet                        | 20-172 626   | -                   |                              |
| 1800   | CB107A.16 | Cabinet                        | 20-172 626   | -                   |                              |
| 1800   | CB107A.17 | Cabinet                        | 20-172 626   | -                   |                              |
| 1800   | CB107A.18 | Cabinet                        | 20-172 626   | -                   |                              |
| 1800   | CB107A.19 | Cabinet                        | 20-172 626   | -                   |                              |
| 1800   | CB107B    | Physics Lab 1810               | 20-740 626   | 090074              | NL Drive Screw               |
| 1800   | CB108A    | Study Room 1808                | 20-740 626   | ND96JD RHO 626      | Vandlgard Storeroom Lockset  |
| 1800   | CB108B    | Study Room 1808                | 20-740 626   |                     |                              |

Chabot College Hardware Schedule

| Bldg # | Door #    | Description               | New Cylinder     | New Hardware   | Hardware Description         |
|--------|-----------|---------------------------|------------------|----------------|------------------------------|
| 1800   | CB108C    | Study Room 1808           | 20-740 626       | ND66JD RHO 626 | ND Series Store Lock         |
|        |           |                           | 20-740 626       |                |                              |
| 1800   | CB108D    | Study Room 1808           | 20-740 626       | ND66JD RHO 626 | ND Series Store Lock         |
|        |           |                           | 20-740 626       |                |                              |
| 1800   | CB109A    | Physics Lab 1806          | 20-740 626       | 090074         | NL Drive Screw               |
| 1800   | CB109A.1  | Cabinet                   | 20-172 626       | -              |                              |
| 1800   | CB109A.2  | Cabinet                   | 20-172 626       | -              |                              |
| 1800   | CB109A.3  | Cabinet                   | 20-172 626       | -              |                              |
| 1800   | CB109A.4  | Cabinet                   | 20-172 626       | -              |                              |
| 1800   | CB109A.5  | Cabinet                   | 20-172 626       | -              |                              |
| 1800   | CB109A.6  | Cabinet                   | 20-172 626       | -              |                              |
| 1800   | CB109A.7  | Cabinet                   | 20-172 626       | -              |                              |
| 1800   | CB109A.8  | Cabinet                   | 20-172 626       | -              |                              |
| 1800   | CB109A.9  | Cabinet                   | 20-172 626       | -              |                              |
| 1800   | CB109A.10 | Cabinet                   | 20-172 626       | -              |                              |
| 1800   | CB109A.11 | Cabinet                   | 20-172 626       | -              |                              |
| 1800   | CB109A.12 | Cabinet                   | 20-172 626       | -              |                              |
| 1800   | CB109A.13 | Cabinet                   | 20-172 626       | -              |                              |
| 1800   | CB109A.14 | Cabinet                   | 20-172 626       | -              |                              |
| 1800   | CB109A.15 | Cabinet                   | 20-172 626       | -              |                              |
| 1800   | CB109A.16 | Cabinet                   | 20-172 626       | -              |                              |
| 1800   | CB109A.17 | Cabinet                   | 20-172 626       | -              |                              |
| 1800   | CB109A.18 | Cabinet                   | 20-172 626       | -              |                              |
| 1800   | CB109A.19 | Cabinet                   | 20-172 626       | -              |                              |
| 1800   | CB109A.20 | Cabinet                   | 20-172 626       | -              |                              |
| 1800   | CB109A.21 | Cabinet                   | 20-172 626       | -              |                              |
| 1800   | CB109A.22 | Cabinet                   | 20-172 626       | -              |                              |
| 1800   | CB109B    | Physics Lab 1806          | 20-740 626       | 090074         | NL Drive Screw               |
| 1800   | CB110A    | Computer Lab/Lecture 1804 | 20-740 626       | 090074         | NL Drive Screw               |
| 1800   | CB110B    | Computer Lab/Lecture 1804 | 20-740 626       | 090074         | NL Drive Screw               |
| 1800   | CB111A    | Lecture Room 1802         | 20-740 626       | 090074         | NL Drive Screw               |
|        |           |                           | XQ13-115 114 626 | 050525 US26D   | Blocking Ring                |
| 1800   | CB111B    | Lecture Room 1802         | 20-740 626       | 090074         | NL Drive Screw               |
|        |           |                           | XQ13-115 114 626 | 050525 US26D   | Blocking Ring                |
| 1800   | CB112A    | Distance Learning 1801    | 20-740 626       | 090074         | NL Drive Screw               |
| 1800   | CB112B    | Distance Learning 1801    | 20-740 626       | 090074         | NL Drive Screw               |
| 1800   | CB113A    | Control Room 1815         | 20-740 626       | -              |                              |
| 1800   | CB113B    | Control Room 1815         | 20-740 626       | -              |                              |
| 1800   | CB114     | Custodial                 | 20-740 626       | -              |                              |
| 1800   | CB115A    | Distance Learning 1803    | 20-740 626       | 090074         | NL Drive Screw               |
| 1800   | CB115B    | Distance Learning 1803    | 20-740 626       | 090074         | NL Drive Screw               |
| 1800   | CB116A    | Study Room 1805           | 20-740 626       | ND91JD RHO 626 | Vandlgard Pushbutton Lockset |

Chabot College Hardware Schedule

| Bldg # | Door # | Description            | New Cylinder | New Hardware                 | Hardware Description                                |
|--------|--------|------------------------|--------------|------------------------------|---|
| 1800   | CB116B | Study Room 1805        | 20-740 626   | ND91JD RHO 626               | Vandlgard Pushbutton Lockset                        |
| 1800   | CB117  | Physics Storage 1 1809 | 20-740 626   | -                            |   |
| 1800   | CB118  | IDF 1807               | 20-740 626   | -                            |   |
| 1800   | CB119  | Men's Restroom         | 20-740 626   | -                            |   |
| 1800   | CB120  | Women's Restroom       | 20-740 626   | -                            |   |
| 1800   | CB121  | Lecture 1811           | 20-740 626   | ND91JD RHO 626               | Vandlgard Pushbutton Lockset                        |
|        |        |                        | -            |                              |   |
| 1800   | CB122  | Computer Lab 1813      | 20-740 626   |                              |   |
| 1900   | PH100  | Hall                   | 20-740 626   | 090074                       | NL Drive Screw                                      |
|        |        |                        | -            | 050589 US28                  | 99 Series Less Dogging Plate                        |
| 1900   | PH101  | Hall                   | 20-740 626   | 090074                       | NL Drive Screw                                      |
|        |        |                        | -            | 050589 US28                  | 99 Series Less Dogging Plate                        |
|        |        |                        | 20-740 626   | 26-094 626 XQ11-948          | FSIC Mortise Housing                                |
|        |        |                        | -            | 050115 US28                  | 33A/99 CD Conversion Kit                            |
| 1900   | PH102  | Lecture Hall 1904      | 20-740 626   | 090074                       | NL Drive Screw                                      |
|        |        |                        | -            | 050589 US28                  | 99 Series Less Dogging Plate                        |
| 1900   | PH103  | Mechanical Room 1914   | 20-765 626   | -                            |   |
| 1900   | PH104  | Enclosure              | 47-743 626   | -                            |   |
| 1900   | PH105A | Hall                   | 20-740 626   | 090074                       | NL Drive Screw                                      |
|        |        |                        | -            | 050589 US28                  | 99 Series Less Dogging Plate                        |
| 1900   | PH105B | Lecture Hall 1906      | 20-740 626   | 090074                       | NL Drive Screw                                      |
|        |        |                        | -            | 050589 US28                  | 99 Series Less Dogging Plate                        |
| 1900   | PH106  | Hall                   | 20-740 626   | -                            |   |
| 1900   | PH107  | Prep 1902A             | 20-740 626   | -                            |   |
| 1900   | PH108A | Planetarium 1902       | 20-740 626   | 99L-F-2 US26D 4' RHR         | 99 Series Fire Rated Double Cylinder Exit Device    |
|        |        |                        | XB13-088 626 |                              |   |
| 1900   | PH108B | Planetarium 1902       | 20-740 626   | 090074                       | NL Drive Screw                                      |
|        |        |                        | -            | 050589 US28                  | 99 Series Less Dogging Plate                        |
| 1900   | PH109  | Mechanical Room 1902C  | 20-750 626   | -                            |   |
| 1900   | PH110  | Mechanical Room 1902D  | 20-740 626   | -                            |   |
| 1900   | PH111  | Women's Restroom       | 20-740 626   | -                            |   |
| 1900   | PH112  | Men's Restroom         | 20-740 626   | -                            |   |
| 1900   | PH113  | Lecture Hall 1904      | 20-740 626   | 99L-F-2 3' US26D RHR 06 499F | 99 Series Fire Rated Double Cylinder Exit Device    |
|        |        |                        | XB13-088 626 | 20-079 626                   | FSIC Rim Housing                                    |
|        |        |                        | 20-740 626   | 99L-F-2 3' US26D LHR 06 499F | 99 Series Fire Rated Double Cylinder Exit Device    |
|        |        |                        | XB13-088 626 | 20-079 626                   | FSIC Rim Housing                                    |
|        |        |                        | 20-740 626   | KR9954 7'5" SP28             | Fire Rated Key Removable Mullion                    |
|        |        |                        | -            | 26-094 626                   | FSIC Mortise Housing                                |
| 1900   | PH114  | Lecture Hall 1906      | 20-740 626   | 090074                       | NL Drive Screw                                      |
|        |        |                        | XB13-088 626 | 050885 26D LHR               | 99 Series Fire Rated Double Cylinder Conversion Kit |
| 1900   | PH115A | Lecture Hall 1908      | 20-740 626   | 99L-F-2 3' US26D RHR 06 499F | 99 Series Fire Rated Double Cylinder Exit Device    |
|        |        |                        | XB13-088 626 | 20-079 626                   | FSIC Rim Housing                                    |

Chabot College Hardware Schedule

| Bldg # | Door # | Description          | New Cylinder | New Hardware                 | Hardware Description                             |
|--------|--------|----------------------|--------------|------------------------------|--|
|        |        |                      | 20-740 626   | 99L-F-2 3' US26D LHR 06 499F | 99 Series Fire Rated Double Cylinder Exit Device |
|        |        |                      | XB13-088 626 | 20-079 626                   | FSIC Rim Housing                                 |
|        |        |                      | 20-740 626   | KR9954 7'5" SP28             | Fire Rated Key Removable Mullion                 |
|        |        |                      | -            | 26-094 626                   | FSIC Mortise Housing                             |
| 1900   | PH115B | Lecture Hall 1908    | 20-740 626   | 090074                       | NL Drive Screw                                   |
|        |        |                      | -            | 050589 US28                  | 99 Series Less Dogging Plate                     |
| 1900   | PH116A | Lecture Hall 1904    | 20-740 626   | ND91JD RHO 626               | Vandlgard Pushbutton Lockset                     |
| 1900   | PH116B | Lecture Hall 1904    | 20-740 626   | ND91JD RHO 626               | Vandlgard Pushbutton Lockset                     |
| 1900   | PH117  | Storage 1908A        | 20-740 626   | ND96JD RHO 626               | Vandlgard Storeroom Lockset                      |
| 1900   | PH118  | Custodial 1912       | 20-740 626   | -                            |  |
| 1900   | PH119  | IDF Room 1926        | 20-740 626   | -                            |  |
| 2000   | SO100  | Hall                 | 20-740 626   | 090074                       | NL Drive Screw                                   |
|        |        |                      | -            | 050589 US28                  | 99 Series Less Dogging Plate                     |
| 2000   | SO101  | Hall                 | 20-740 626   | 090074                       | NL Drive Screw                                   |
|        |        |                      | -            | 050589 US28                  | 99 Series Less Dogging Plate                     |
| 2000   | SO102  | Hall                 | -            | -                            |  |
| 2000   | SO103  | Mechanical Room 2062 | 20-765 626   | -                            |  |
| 2000   | SO104  | Hall                 | 20-740 626   | 090074                       | NL Drive Screw                                   |
|        |        |                      | -            | 050589 US28                  | 99 Series Less Dogging Plate                     |
| 2000   | SO105  | Hall                 | 20-740 626   | 090074                       | NL Drive Screw                                   |
|        |        |                      | -            | 050589 US28                  | 99 Series Less Dogging Plate                     |
| 2000   | SO106  | Hall                 | 20-740 626   | -                            |  |
| 2000   | SO107  | Enclosure            | 47-743 626   | -                            |  |
| 2000   | SO108  | Office 2023          | 20-750 626   | -                            |  |
| 2000   | SO109  | Office 2025          | 20-750 626   | -                            |  |
| 2000   | SO110  | Office 2027          | 20-750 626   | -                            |  |
| 2000   | SO111  | Office 2029          | 20-750 626   | -                            |  |
| 2000   | SO112  | Office 2031          | 20-750 626   | -                            |  |
| 2000   | SO113  | Office 2033          | 20-750 626   | -                            |  |
| 2000   | SO114  | Office 2035          | 20-750 626   | -                            |  |
| 2000   | SO115  | Office 2037          | 20-750 626   | -                            |  |
| 2000   | SO116  | Office 2039          | 20-750 626   | -                            |  |
| 2000   | SO117  | Office 2041          | 20-750 626   | -                            |  |
| 2000   | SO118  | Office 2043          | 20-750 626   | -                            |  |
| 2000   | SO119  | Office 2045          | 20-765 626   | -                            |  |
| 2000   | SO120  | Office 2047          | 20-750 626   | -                            |  |
| 2000   | SO121  | Office 2049          | 20-750 626   | -                            |  |
| 2000   | SO122  | Office 2051          | 20-750 626   | -                            |  |
| 2000   | SO123  | Office 2053          | 20-750 626   | -                            |  |
| 2000   | SO124A | Courtyard            | 20-740 626   | 20-060 626                   | FSIC Adams Rite Mortise Housing                  |
|        |        |                      | -            | 36-083 626                   | Compression Ring & Spring                        |
|        |        |                      | -            | 36-082 018 626               | Blocking Ring                                    |

Chabot College Hardware Schedule

| Bldg # | Door # | Description      | New Cylinder | New Hardware   | Hardware Description            |
|--------|--------|------------------|--------------|----------------|---------------------------------|
|        |        |                  | -            | 36-082 037 626 | Blocking Ring                   |
|        |        |                  | 20-740 626   | 20-060 626     | FSIC Adams Rite Mortise Housing |
|        |        |                  | -            | 36-083 626     | Compression Ring & Spring       |
|        |        |                  | -            | 36-082 018 626 | Blocking Ring                   |
|        |        |                  | -            | 36-082 037 626 | Blocking Ring                   |
| 2000   | SO124B | Courtyard        | 20-740 626   | 20-060 626     | FSIC Adams Rite Mortise Housing |
|        |        |                  | -            | 36-083 626     | Compression Ring & Spring       |
|        |        |                  | -            | 36-082 018 626 | Blocking Ring                   |
|        |        |                  | -            | 36-082 037 626 | Blocking Ring                   |
|        |        |                  | 20-740 626   | 20-060 626     | FSIC Adams Rite Mortise Housing |
|        |        |                  | -            | 36-083 626     | Compression Ring & Spring       |
|        |        |                  | -            | 36-082 018 626 | Blocking Ring                   |
|        |        |                  | -            | 36-082 037 626 | Blocking Ring                   |
| 2000   | SO125  | Office 2055      | 20-750 626   | -              |                                 |
| 2000   | SO126  | Office 2057      | 20-750 626   | -              |                                 |
| 2000   | SO127  | Women's Restroom | 20-750 626   | -              |                                 |
| 2000   | SO128  | Men's Restroom   | 20-750 626   | -              |                                 |
| 2000   | SO129  | Custodial?       | 20-750 626   | -              |                                 |
| 2000   | SO130  | Office 2060      | 20-750 626   | -              |                                 |
| 2000   | SO131A | Courtyard        | 20-740 626   | 20-060 626     | FSIC Adams Rite Mortise Housing |
|        |        |                  | -            | 36-083 626     | Compression Ring & Spring       |
|        |        |                  | -            | 36-082 018 626 | Blocking Ring                   |
|        |        |                  | -            | 36-082 037 626 | Blocking Ring                   |
|        |        |                  | 20-740 626   | 20-060 626     | FSIC Adams Rite Mortise Housing |
|        |        |                  | -            | 36-083 626     | Compression Ring & Spring       |
|        |        |                  | -            | 36-082 018 626 | Blocking Ring                   |
|        |        |                  | -            | 36-082 037 626 | Blocking Ring                   |
| 2000   | SO131B | Courtyard        | 20-740 626   | 20-060 626     | FSIC Adams Rite Mortise Housing |
|        |        |                  | -            | 36-083 626     | Compression Ring & Spring       |
|        |        |                  | -            | 36-082 018 626 | Blocking Ring                   |
|        |        |                  | -            | 36-082 037 626 | Blocking Ring                   |
|        |        |                  | 20-740 626   | 20-060 626     | FSIC Adams Rite Mortise Housing |
|        |        |                  | -            | 36-083 626     | Compression Ring & Spring       |
|        |        |                  | -            | 36-082 018 626 | Blocking Ring                   |
|        |        |                  | -            | 36-082 037 626 | Blocking Ring                   |
| 2000   | SO132  | Office 2058      | 20-750 626   | -              |                                 |
| 2000   | SO133  | Office 2056      | 20-750 626   | -              |                                 |
| 2000   | SO134  | Office 2054      | 20-750 626   | -              |                                 |
| 2000   | SO135  | Office 2052      | 20-750 626   | -              |                                 |
| 2000   | SO136  | Office 2050      | 20-750 626   | -              |                                 |
| 2000   | SO137  | Office 2048      | 20-750 626   | -              |                                 |
| 2000   | SO138  | Office 2046      | 20-750 626   | -              |                                 |

Chabot College Hardware Schedule

| Bldg # | Door # | Description    | New Cylinder | New Hardware        | Hardware Description         |
|--------|--------|----------------|--------------|---------------------|------------------------------|
| 2000   | SO139  | Office 2044    | 20-750 626   | -                   |                              |
| 2000   | SO140  | Office 2042    | 20-750 626   | -                   |                              |
| 2000   | SO141  | Office 2040    | 20-750 626   | -                   |                              |
| 2000   | SO142  | Office 2038    | 20-750 626   | -                   |                              |
| 2000   | SO143  | Office 2036    | 20-750 626   | -                   |                              |
| 2000   | SO144  | Office 2034    | 20-750 626   | -                   |                              |
| 2000   | SO145  | Office 2032    | 20-750 626   | -                   |                              |
| 2000   | SO146  | Office 2030    | 20-750 626   | -                   |                              |
| 2000   | SO148  | Office 2026    | 20-750 626   | -                   |                              |
| 2000   | SO149  | Office 2028    | 20-750 626   | -                   |                              |
| 2000   | SO150  | Office 2024    | 20-750 626   | -                   |                              |
| 2000   | SO151  | Office 2022    | 20-750 626   | -                   |                              |
| 2000   | SO152  | Office 2020    | 20-750 626   | -                   |                              |
| 2000   | SO153  | Office 2018    | 20-750 626   | -                   |                              |
| 2000   | SO154  | Office 2016    | 20-750 626   | -                   |                              |
| 2000   | SO155  | Office 2014    | 20-750 626   | -                   |                              |
| 2000   | SO156  | Office 2012    | 20-750 626   | -                   |                              |
| 2000   | SO157  | Office 2010    | 20-750 626   | -                   |                              |
| 2000   | SO158  | Work Room 2008 | 20-740 626   | ND91JD RHO 626      | Vandlgard Pushbutton Lockset |
| 2000   | SO159A | Reception 2004 | 20-750 626   | -                   |                              |
| 2000   | SO159B | Reception 2004 | 20-750 626   | -                   |                              |
| 2000   | SO160  | Office 2006    | 20-750 626   | -                   |                              |
| 2000   | SO161A | Reception 2004 | 20-750 626   | -                   |                              |
| 2000   | SO161B | Classroom 2002 | 20-740 626   | -                   |                              |
| 2000   | SO162A | Classroom 2005 | 20-740 626   | ND91JD RHO 626      | Vandlgard Pushbutton Lockset |
| 2000   | SO162B | Classroom 2003 | 20-740 626   | ND91JD RHO 626      | Vandlgard Pushbutton Lockset |
| 2000   | SO163  | Storage        | 20-748 626   | -                   |                              |
| 2000   | SO164  | Office 2007    | 20-750 626   | -                   |                              |
| 2000   | SO165  | Office 2009    | 20-750 626   | -                   |                              |
| 2000   | SO166  | Office 2011    | 20-750 626   | -                   |                              |
| 2000   | SO167  | Office 2013    | 20-750 626   | -                   |                              |
| 2000   | SO168  | Office 2015    | 20-750 626   | -                   |                              |
| 2000   | SO169  | Office 2017    | 20-750 626   | -                   |                              |
| 2000   | SO170  | Office 2019    | 20-750 626   | -                   |                              |
| 2000   | SO171  | Office 2021    | 20-750 626   | -                   |                              |
| 2100   | BS100  | Hall           | 20-740 626   | 090074              | NL Drive Screw               |
|        |        |                | -            | 050589 US28         | 99 Series Less Dogging Plate |
|        |        |                | -            | 26-094 626 XQ11-948 | FSIC Mortise Housing         |
|        |        |                | -            | 050115 US28         | 33A/99 CD Conversion Kit     |
| 2100   | BS101A | Receiving 2116 | 20-740 626   | ND96JD RHO 626      | Vandlgard Storeroom Lockset  |
| 2100   | BS101B | Receiving 2116 | 20-750 626   | -                   |                              |
| 2100   | BS102  | Hall           | 20-740 626   | 090074              | NL Drive Screw               |

Chabot College Hardware Schedule

| Bldg # | Door # | Description          | New Cylinder | New Hardware        | Hardware Description         |
|--------|--------|----------------------|--------------|---------------------|------------------------------|
|        |        |                      | -            | 050589 US28         | 99 Series Less Dogging Plate |
|        |        |                      | 20-740 626   | 26-094 626 XQ11-948 | FSIC Mortise Housing         |
|        |        |                      | -            | 050115 US28         | 33A/99 CD Conversion Kit     |
| 2100   | BS103A | Electrical 2126A     | 20-750 626   | -                   |                              |
| 2100   | BS103B | Electrical 2126A     | 20-750 626   | -                   |                              |
| 2100   | BS104  | Mechanical Room 2134 | 20-765 626   | -                   |                              |
| 2100   | BS105  | Lobby                | 20-740 626   | -                   |                              |
| 2100   | BS106  | 2102                 | 20-740 626   | ND91JD RHO 626      | Vandlgard Pushbutton Lockset |
| 2100   | BS107  | 2102A                | 20-765 626   | -                   |                              |
| 2100   | BS108A | 2102B                | 20-750 626   | -                   |                              |
|        |        |                      | 20-744 626   | -                   |                              |
| 2100   | BS108B | 2102B                | 20-750 626   | -                   |                              |
|        |        |                      | 20-744 626   | -                   |                              |
| 2100   | BS109A | 2102D                | 20-750 626   |                     |                              |
| 2100   | BS109B | 2102D                | 20-750 626   |                     |                              |
| 2100   | BS110  | 2104                 | 20-740 626   | ND91JD RHO 626      | Vandlgard Pushbutton Lockset |
| 2100   | BS111A | 2104A                | 20-740 626   |                     |                              |
| 2100   | BS111B | 2104A                | 20-740 626   |                     |                              |
| 2100   | BS112  | 2106                 | 20-740 626   | ND91JD RHO 626      | Vandlgard Pushbutton Lockset |
| 2100   | BS113  | 2108                 | 20-740 626   | ND91JD RHO 626      | Vandlgard Pushbutton Lockset |
| 2100   | BS114  | 2110                 | 20-740 626   | ND91JD RHO 626      | Vandlgard Pushbutton Lockset |
| 2100   | BS115  | 2110A                | 20-750 626   | -                   |                              |
| 2100   | BS116  | Men's Restroom       | 20-750 626   | -                   |                              |
| 2100   | BS117  | 2120                 | 20-750 626   |                     |                              |
| 2100   | BS118A | 2124                 | 20-750 626   | -                   |                              |
| 2100   | BS118B | 2124                 | 20-740 626   | ND91JD RHO 626      | Vandlgard Pushbutton Lockset |
| 2100   | BS118C | 2124                 | 20-750 626   | -                   |                              |
| 2100   | BS119A | 2132B                | 20-750 626   | -                   |                              |
| 2100   | BS119B | 2132B                | 20-750 626   |                     |                              |
| 2100   | BS120A | 2132                 | 20-740 626   | ND91JD RHO 626      | Vandlgard Pushbutton Lockset |
| 2100   | BS120B | 2132                 | 20-750 626   | -                   |                              |
| 2100   | BS121  | 2132A                | 20-750 626   | -                   |                              |
| 2100   | BS123  | Women's Restroom     | 20-750 626   | -                   |                              |
| 2100   | BS124  | 2126                 | 20-750 626   | -                   |                              |
| 2100   | BS125  | 2128                 | 20-740 626   | ND80JD RHO 626      | ND Series Storeroom Lockset  |
| 2100   | BS126  | 2130                 | 20-740 626   | ND91JD RHO 626      | Vandlgard Pushbutton Lockset |
| 2100   | BS127  | 2128                 | 20-740 626   | ND80JD RHO 626      | ND Series Storeroom Lockset  |
| 2100   | BS128A | 2128B                | 20-750 626   | -                   |                              |
| 2100   | BS128B | 2128B                | 20-750 626   | -                   |                              |
| 2100   | BS129  | 2128A                | 20-750 626   | -                   |                              |
| 2100   | BS130  | Study Room 2112      | 20-740 626   | ND91JD RHO 626      | Vandlgard Pushbutton Lockset |
| 2100   | BS131  | Staff Lounge         | -            | -                   |                              |



Chabot College Hardware Schedule

| Bldg # | Door #   | Description              | New Cylinder | New Hardware   | Hardware Description                                |
|--------|----------|--------------------------|--------------|----------------|---|
| 2100   | BS132    | 2118                     | 20-750 626   | -              |   |
| 2100   | BS-P1    | Electrical 2126A         | 47-743 626   | -              |   |
| 2100   | BS-P2    | Enclosure                | 47-743 626   | -              |   |
| 2100   | BS-P3    | Enclosure                | 47-743 626   | -              |   |
| 2200   | HS100    | Hall                     | -            | -              |   |
| 2200   | HS101    | Mechanical Room          | 20-740 626   | -              |   |
| 2200   | HS102    | Enclosure                | 47-743 606   | -              |   |
| 2200   | HS103    | Entry                    | 20-740 626   | -              |   |
| 2200   | HS104    | Stairs                   | 20-740 626   | -              |   |
| 2200   | HS105A   | IDF 2201                 | 20-740 626   | -              |   |
| 2200   | HS105B   | IDF 2201                 | 20-740 626   | -              |   |
| 2200   | HS106    | Men's Restroom           | 20-740 626   | -              |   |
| 2200   | HS107    | Classroom 2202           | 20-740 626   | -              |   |
| 2200   | HS108    | Women's Restroom         | 20-740 626   | -              |   |
| 2200   | HS109    | Reception 2204           | 20-740 626   | 050886 26D RHR | 99 Series Fire Rated Double Cylinder Conversion Kit |
|        |          |                          | XB13-088 626 |                |   |
| 2200   | HS110    | Break Room 2203B         | 20-740 626   |                |   |
| 2200   | HS110.1  | Break Room 2203B Cabinet | 20-172 626   | -              |   |
| 2200   | HS110.2  | Break Room 2203B Cabinet | 20-172 626   | -              |   |
| 2200   | HS111    | Break Room 2203B         | -            | -              |   |
| 2200   | HS112    | Storage 2 2203A          | 20-740 626   | -              |   |
| 2200   | HS113    | Sterilization            | 20-740 626   | -              |   |
| 2200   | HS113.1  | Sterilization Cabinets   | 20-172 626   | -              |   |
| 2200   | HS113.2  | Sterilization Cabinets   | 20-172 626   | -              |   |
| 2200   | HS113.3  | Sterilization Cabinets   | 20-172 626   | -              |   |
| 2200   | HS113.4  | Sterilization Cabinets   | 20-172 626   | -              |   |
| 2200   | HS113.5  | Sterilization Cabinets   | 20-172 626   | -              |   |
| 2200   | HS113.6  | Sterilization Cabinets   | 20-172 626   | -              |   |
| 2200   | HS113.7  | Sterilization Cabinets   | 20-172 626   | -              |   |
| 2200   | HS113.8  | Sterilization Cabinets   | 20-172 626   | -              |   |
| 2200   | HS113.9  | Sterilization Cabinets   | 20-172 626   | -              |   |
| 2200   | HS113.10 | Sterilization Cabinets   | 20-172 626   | -              |   |
| 2200   | HS113.11 | Sterilization Cabinets   | 20-172 626   | -              |   |
| 2200   | HS113.12 | Sterilization Cabinets   | 20-172 626   | -              |   |
| 2200   | HS113.13 | Sterilization Cabinets   | 20-172 626   | -              |   |
| 2200   | HS113.14 | Sterilization Cabinets   | 20-172 626   | -              |   |
| 2200   | HS113.15 | Sterilization Cabinets   | 20-172 626   | -              |   |
| 2200   | HS113.16 | Sterilization Cabinets   | 20-172 626   | -              |   |
| 2200   | HS114    | Dental Care 2203         | 20-740 626   |                |   |
| 2200   | HS115    | Custodial                | 20-740 626   | -              |   |
| 2200   | HS116    | Hall                     | 20-740 626   |                |   |
| 2200   | HS117    | Office                   | 20-740 626   | 36-082 038 626 | Blocking Ring                                       |

Chabot College Hardware Schedule

| Bldg # | Door #    | Description               | New Cylinder     | New Hardware          | Hardware Description         |
|--------|-----------|---------------------------|------------------|-----------------------|------------------------------|
| 2200   | HS118     | Dark Room                 | XQ13-115 118 626 | L583-446              | Adams Rite Cam               |
| 2200   | HS119A    | Office 2222               | 20-740 626       | -                     |                              |
| 2200   | HS119A.1  | Office 2222 Cabinets      | 20-172 626       | -                     |                              |
| 2200   | HS119A.2  | Office 2222 Cabinets      | 20-172 626       | -                     |                              |
| 2200   | HS119A.3  | Office 2222 Cabinets      | 20-172 626       | -                     |                              |
| 2200   | HS119A.4  | Office 2222 Cabinets      | 20-172 626       | -                     |                              |
| 2200   | HS119A.5  | Office 2222 Cabinets      | 20-172 626       | -                     |                              |
| 2200   | HS119A.6  | Office 2222 Cabinets      | 20-172 626       | -                     |                              |
| 2200   | HS119A.7  | Office 2222 Cabinets      | 20-172 626       | -                     |                              |
| 2200   | HS119A.8  | Office 2222 Cabinets      | 20-172 626       | -                     |                              |
| 2200   | HS119A.9  | Office 2222 Cabinets      | 20-172 626       | -                     |                              |
| 2200   | HS119A.10 | Office 2222 Cabinets      | 20-172 626       | -                     |                              |
| 2200   | HS119A.11 | Office 2222 Cabinets      | 20-172 626       | -                     |                              |
| 2200   | HS119A.12 | Office 2222 Cabinets      | 20-172 626       | -                     |                              |
| 2200   | HS119A.13 | Office 2222 Cabinets      | 20-172 626       | -                     |                              |
| 2200   | HS119B    | Office 2222               | 20-740 626       | -                     |                              |
| 2200   | HS120A    | Clinic 2203               | 20-740 626       |                       |                              |
| 2200   | HS120B    | Faculty Offices 2208-2222 | 20-740 626       | -                     |                              |
| 2200   | HS121     | Adjunct Office 2206       | 20-740 626       | -                     |                              |
| 2200   | HS121.1   | Office 2206 Cabinets      | 20-172 626       |                       |                              |
| 2200   | HS121.2   | Office 2206 Cabinets      | 20-172 626       |                       |                              |
| 2200   | HS121.3   | Office 2206 Cabinets      | 20-172 626       |                       |                              |
| 2200   | HS121.4   | Office 2206 Cabinets      | 20-172 626       |                       |                              |
| 2200   | HS122     | Office 2208               | 20-740 626       | -                     |                              |
| 2200   | HS123     | Records 2210              | 20-740 626       | -                     |                              |
| 2200   | HS124A    | Admin Office 2212         | 20-740 626       | -                     |                              |
| 2200   | HS124B    | Admin Office 2212         | 20-740 626       | -                     |                              |
| 2200   | HS125     | Office 2214               | 20-740 626       | -                     |                              |
| 2200   | HS126     | Clinic 2203               | 20-740 626       | ND91JD RHO 626        | Vandlgard Pushbutton Lockset |
|        |           |                           | -                |                       |                              |
| 2200   | HS127     | Office 2218               | 20-740 626       | -                     |                              |
| 2200   | HS128     | Office 2220               | 20-740 626       | -                     |                              |
| 2200   | HS129     | Storage 1                 | 20-740 626       | -                     |                              |
| 2200   | HS130     | Exit Route                | 20-740 626       | ND91JD RHO 626        | Vandlgard Pushbutton Lockset |
|        |           |                           | -                | -                     |                              |
| 2200   | HS200     | Hall                      | 20-740 626       | 090074                | NL Drive Screw               |
|        |           |                           | -                | 050589 US28           | 99 Series Less Dogging Plate |
|        |           |                           | 20-740 626       | 26-094 626 XQ11-948   | FSIC Mortise Housing         |
|        |           |                           | -                | 050115 US28           | 33A/99 CD Conversion Kit     |
| 2200   | HS201     | Office 2273               | 20-750 626       | -                     |                              |
| 2200   | HS202     | Classroom 2258            | 20-740 626       | ND91JD RHO 626 10-013 | Vandlgard Pushbutton Lockset |

Chabot College Hardware Schedule

| Bldg # | Door # | Description             | New Cylinder | New Hardware          | Hardware Description         |
|--------|--------|-------------------------|--------------|-----------------------|------------------------------|
| 2200   | HS203  | Computer Lab 2256       | 20-740 626   | ND91JD RHO 626 10-013 | Vandlgard Pushbutton Lockset |
| 2200   | HS204  | Classroom 2254          | 20-740 626   | ND91JD RHO 626 10-013 | Vandlgard Pushbutton Lockset |
| 2200   | HS205  | Restroom                | 20-750 626   | -                     |                              |
| 2200   | HS206  | Custodial               | 20-748 626   | -                     |                              |
| 2200   | HS207  | Classroom 2252          | 20-740 626   | ND91JD RHO 626 10-013 | Vandlgard Pushbutton Lockset |
| 2200   | HS208  | Storage/IDF 2251        | 20-750 626   | -                     |                              |
| 2200   | HS209  | Office 2253             | 20-750 626   | -                     |                              |
| 2200   | HS210  | Office 2255             | 20-750 626   | -                     |                              |
| 2200   | HS211  | Office 2257             | 20-750 626   | -                     |                              |
| 2200   | HS212  | Office 2259             | 20-750 626   | -                     |                              |
| 2200   | HS213  | Office 2261             | 20-750 626   | -                     |                              |
| 2200   | HS214  | Office 2263             | 20-750 626   | -                     |                              |
| 2200   | HS215  | Office 2265             | 20-750 626   | -                     |                              |
| 2200   | HS216A | Office 2267             | 20-750 626   | -                     |                              |
| 2200   | HS216B | Office 2267             | 20-750 626   | -                     |                              |
| 2200   | HS217A | Work Room 2269          | 20-750 626   | -                     |                              |
| 2200   | HS217B | Office 2273             | 20-750 626   | -                     |                              |
| 2200   | HS218  | Office 2273A            | 20-750 626   | -                     |                              |
| 2200   | HS219  | Conference Room 2271    | 20-740 626   | ND91JD RHO 626 10-013 | Vandlgard Pushbutton Lockset |
| 2300   | SC100  | Entrance                | 20-740 626   | -                     |                              |
| 2300   | SC101  | Entrance                | 20-740 626   | -                     |                              |
| 2300   | SC102  | Student Activities 2340 | 20-740 626   | 090074                | NL Drive Screw               |
|        |        |                         | -            | -                     |                              |
| 2300   | SC103  | Coffee Bar 2303         | 20-740 626   | 090074                | NL Drive Screw               |
|        |        |                         | -            | -                     |                              |
| 2300   | SC104  | Hall                    | -            | -                     |                              |
| 2300   | SC105  | Hall                    | -            | -                     |                              |
| 2300   | SC106  | Hall                    | 20-740 626   | 090074                | NL Drive Screw               |
|        |        |                         | -            | 050589 US28           | 99 Series Less Dogging Plate |
|        |        |                         | -            | 050589 US28           | 99 Series Less Dogging Plate |
| 2300   | SC107  | Hall                    | 20-740 626   | 090074                | NL Drive Screw               |
|        |        |                         | -            | 050589 US28           | 99 Series Less Dogging Plate |
|        |        |                         | -            | 050589 US28           | 99 Series Less Dogging Plate |
| 2300   | SC108  | Hall                    | 20-740 626   | -                     |                              |
| 2300   | SC109  | Hall                    | 20-740 626   | -                     |                              |
| 2300   | SC110A | Mechanical Room         | 20-750 626   | -                     |                              |
| 2300   | SC110B | Mechanical Room         | 20-748 626   | -                     |                              |
| 2300   | SC111  | Kitchen 2308            | 20-740 626   | 090074                | NL Drive Screw               |
|        |        |                         | 20-740 626   | 050115 US28           | 33A/99 CD Conversion Kit     |
|        |        |                         | -            | 26-094 626 XQ11-948   | FSIC Mortise Housing         |
|        |        |                         | -            | -                     |                              |
| 2300   | SC112A | Mechanical Room         | 20-750 626   | -                     |                              |

Chabot College Hardware Schedule

| Bldg # | Door #  | Description                            | New Cylinder | New Hardware   | Hardware Description            |
|--------|---------|--|--------------|----------------|---------------------------------|
| 2300   | SC112B  | Mechanical Room                        | 20-750 626   | -              |                                 |
| 2300   | SC113   | Hall                                   | 20-740 626   | 090074         | NL Drive Screw                  |
|        |         |  | -            | 050589 US28    | 99 Series Less Dogging Plate    |
| 2300   | SC114   | Student Senate Office 2302A            | 20-740 626   | 20-060 626     | FSIC Adams Rite Mortise Housing |
|        |         |  | -            | 36-083 626     | Compression Ring & Spring       |
|        |         |  | -            | 36-082 018 626 | Blocking Ring                   |
|        |         |  | -            | 36-082 037 626 | Blocking Ring                   |
| 2300   | SC115   | Mechanical                             | 20-750 626   | -              |                                 |
| 2300   | SC116A  | Dining and Student Activity Hall 2355E | 20-740 626   | 090074         | NL Drive Screw                  |
|        |         |  | -            | -              |                                 |
| 2300   | SC116B  | Dining and Student Activity Hall 2355E | 20-740 626   | 090074         | NL Drive Screw                  |
|        |         |  | -            | -              |                                 |
| 2300   | SC117   | Storage                                | 20-765 626   | -              |                                 |
| 2300   | SC118   | Storage                                | 20-750 626   | -              |                                 |
| 2300   | SC119   | Kitchen 2308                           | 20-729 626   | -              |                                 |
| 2300   | SC120A  | Kitchen 2308                           | 20-729 626   | -              |                                 |
| 2300   | SC120B  | Kitchen 2308                           | 20-740 626   | 30-137 626     | FSIC Mortise Housing            |
| 2300   | SC121   | Dish Washer 2314                       | 20-740 626   | ND91JD RHO 626 | Vandlgard Pushbutton Lockset    |
| 2300   | SC122   | Advocacy Office 2301                   | 20-750 626   | -              |                                 |
| 2300   | SC123   | Storage                                | 20-750 626   | -              |                                 |
| 2300   | SC123.1 | Cabinet                                | 20-740 626   | -              |                                 |
| 2300   | SC124   | Storage                                | 20-748 626   | -              |                                 |
|        |         |  | 20-748 626   |                |                                 |
| 2300   | SC125A  | Student Activities 2340                | 20-740 626   | ND91JD RHO 626 | Vandlgard Pushbutton Lockset    |
| 2300   | SC125B  | Student Activities 2340                | 20-765 626   | -              |                                 |
| 2300   | SC126A  | Men's Restroom                         | 20-750 626   | -              |                                 |
| 2300   | SC126B  | Women's Restroom                       | 20-750 626   | -              |                                 |
| 2300   | SC127   | Men's Restroom                         | 20-750 626   | -              |                                 |
| 2300   | SC128   | Women's Restroom                       | 20-750 626   | -              |                                 |
| 2300   | SC129   | Storage                                | 20-750 626   | -              |                                 |
| 2300   | SC130   | Freezer                                | 47-743 606   | -              |                                 |
| 2300   | SC131   | Freezer                                | 47-743 606   | -              |                                 |
| 2300   | SC133   | Freezer                                | -            | -              |                                 |
| 2300   | SC134   | Men's Locker                           | 20-750 626   | -              |                                 |
| 2300   | SC135   | Men's Restroom                         | -            | -              |                                 |
| 2300   | SC136   | Office                                 | 20-750 626   | -              |                                 |
| 2300   | SC137   | Women's Locker                         | 20-750 626   | -              |                                 |
| 2300   | SC138   | Women's Restroom                       | -            | -              |                                 |
| 2300   | SC139   | Storage                                | 20-750 626   | -              |                                 |
|        |         |  | 20-740 626   | -              |                                 |
| 2300   | SC140   | Storage                                | 20-750 626   | -              |                                 |
| 2300   | SC141   | Serving Area 2306                      | 20-740 626   | -              |                                 |

Chabot College Hardware Schedule

| Bldg # | Door # | Description          | New Cylinder | New Hardware   | Hardware Description                 |
|--------|--------|----------------------|--------------|----------------|--------------------------------------|
| 2300   | SC142  | Storage              | 20-740 626   | -              |                                      |
| 2300   | SC143  | Storage              | 20-748 626   | -              |                                      |
| 2300   | SC144  | Coffee Bar 2303      | 20-750 626   | -              |                                      |
| 2300   | SC145  | Storage              | -            | -              |                                      |
| 2300   | SC200  | Hall                 | 20-740 626   | -              |                                      |
| 2300   | SC201  | Hall                 | 20-740 626   | -              |                                      |
| 2300   | SC202  | Storage 2301A        | 20-765 626   | -              |                                      |
| 2300   | SC203A | Balcony              | 20-740 626   | 090074         | NL Drive Screw                       |
|        |        |                      | -            | 050589 US28    | 99 Series Less Dogging Plate         |
|        |        |                      | -            | -              |                                      |
|        |        |                      | -            | 71 628         | Push Plate                           |
|        |        |                      | -            | 71 628         | Push Plate                           |
|        |        |                      | 20-740 626   |                |                                      |
|        |        |                      | 20-740 626   |                |                                      |
| 2300   | SC203B | Office 201           | 20-750 626   | -              |                                      |
| 2300   | SC204  | Office Balcony       | 20-740 626   | 090074         | NL Drive Screw                       |
|        |        |                      | -            | 050589 US28    | 99 Series Less Dogging Plate         |
|        |        |                      | -            | 050589 US28    | 99 Series Less Dogging Plate         |
|        |        |                      | -            | -              |                                      |
| 2300   | SC205  | Office               | 20-750 626   | -              |                                      |
| 2300   | SC206  | Office               | 20-750 626   | -              |                                      |
| 2300   | SC207  | Office               | 20-750 626   | -              |                                      |
| 2300   | SC208  | Office               | 20-750 626   | -              |                                      |
| 2300   | SC210  | Office               | 20-750 626   | -              |                                      |
| 2300   | SC211  | Office               | 20-750 626   | -              |                                      |
| 2300   | SC212  | Balcony              | 20-740 626   | 090074         | NL Drive Screw                       |
|        |        |                      | -            | 050589 US28    | 99 Series Less Dogging Plate         |
|        |        |                      | -            | -              |                                      |
|        |        |                      | -            | 71 628         | Push Plate                           |
|        |        |                      | -            | 71 628         | Push Plate                           |
| 2300   | SC213  | Office               | 20-750 626   | -              |                                      |
| 2300   | SC214  | "The Spectator" Hall | 20-750 626   | -              |                                      |
| 2300   | SC215  | IDF Room             | 20-740 626   | -              |                                      |
| 2300   | SC216  | Lobby                | 20-740 626   | ND91JD RHO 626 | Vandlgard Pushbutton Lockset         |
| 2300   | SC217  | Waiting 2315         | 20-765 626   | -              |                                      |
| 2300   | SC218  | Patient Restroom     | 20-740 626   | ND94JD RHO 626 | ND Series Vandlgard Restroom Lockset |
| 2300   | SC219  | All Gender Restroom  | 20-765 626   | -              |                                      |
| 2300   | SC220  | Exam Room 2          | 20-750 626   | -              |                                      |
| 2300   | SC221  | Office               | 20-750 626   | -              |                                      |
| 2300   | SC222  | Exam Room 1          | 20-750 626   | -              |                                      |
| 2300   | SC223  | Storage              | 20-750 626   | -              |                                      |
| 2300   | SC224  | Nurse's Office       | 20-750 626   | -              |                                      |

Chabot College Hardware Schedule

| Bldg # | Door # | Description                     | New Cylinder     | New Hardware   | Hardware Description          |
|--------|--------|---------------------------------|------------------|----------------|-------------------------------|
| 2300   | SC225  | Office                          | 20-750 626       | -              |                               |
| 2300   | SC226  | Office                          | -                | -              |                               |
| 2300   | SC227  | Office                          | -                | -              |                               |
| 2300   | SC228  | Storage                         | 20-750 626       | -              |                               |
| 2300   | SC229  | Storage                         | 20-750 626       | -              |                               |
| 2300   | SC230  | Kitchen                         | 20-750 626       | -              |                               |
| 2300   | SC240  | Storage                         | 20-750 626       | -              |                               |
| 2300   | SC241  | Mechanical Room                 | 20-750 626       | -              |                               |
| 2300   | SC243  | Custodial                       | 20-750 626       | -              |                               |
| 2300   | SC244  | Presidents Conference Room 2345 | 20-750 626       | -              |                               |
| 2300   | SC245A | Veterans Resource Center        | 20-740 626       | -              |                               |
| 2300   | SC245B | Veterans Resource Center        | 20-740 626       | -              |                               |
| 2300   | SC245C | Veterans Resource Center        | 20-740 626       | ND91JD RHO 626 | Vandlgard Pushbutton Lockset  |
| 2300   | SC246  | Office                          | 20-740 626       | -              |                               |
| 2300   | SC247  | Office                          | 20-740 626       | -              |                               |
| 2300   | SC248  | Office                          | 20-740 626       | -              |                               |
| 2300   | SC249  | Kitchen                         | -                | -              |                               |
| 2300   | SC250A | Veterans Resource Center        | 20-740 626       | 090074         | NL Drive Screw                |
|        |        |                                 | XQ13-115 114 626 | 050115 US28    | 33A/99 CD Conversion Kit      |
|        |        |                                 | -                | -              |                               |
|        |        |                                 | XQ13-115 114 626 | 050115 US28    | 33A/99 CD Conversion Kit      |
| 2300   | SC250B | Outdoor Balcony Area 2353       | 20-740 626       | -              |                               |
| 2300   | SC251  | Exam Cubicle B                  | -                | -              |                               |
| 2300   | SC252  | Exam Cubicle A                  | -                | -              |                               |
| 2300   | SC253  | Nurse Cubicle B                 | -                | -              |                               |
| 2300   | SC254  | Nurse Cubicle A                 | -                | -              |                               |
| 2300   | SC255  | Staff Breakroom                 | -                | -              |                               |
| 2300   | SC256  | Exam Cubicle A                  | -                | -              |                               |
| 2300   | SC257  | Roof Access                     | 20-750 626       | -              |                               |
| 2300   | SC258  | Balcony Cubicle                 | -                | -              |                               |
| 2300   | SC259  | Balcony Cubicle                 | -                | -              |                               |
| 2300   | SC260  | Workspace                       | 20-750 626       | -              |                               |
| 2400   | DS100  | 2400 Entrance                   | 20-740 626       | -              |                               |
| 2400   | DS101  | 2400 Entrance                   | 20-740 626       | -              |                               |
| 2400   | DS102A | Breakroom                       | 20-740 626       | ND96JD RHO 626 | Vandlgard Storeroom Lockset   |
| 2400   | DS102B | Breakroom                       | 20-740 626       | ND91JD RHO 626 | Vandlgard Pushbutton Lockset  |
| 2400   | DS103  | Electrical                      | 20-750 626       | -              |                               |
| 2400   | DS104  | Reading/Study                   | 20-740 626       | 050599         | 370 Series NL Cam             |
|        |        |                                 | -                | 050133 US28    | 33A Series Less Dogging Plate |
| 2400   | DS105  | Office 2404                     | 20-750 626       | -              |                               |
| 2400   | DS106  | Office 2403                     | 20-750 626       | -              |                               |
| 2400   | DS108  | Office                          | 20-750 626       | -              |                               |

Chabot College Hardware Schedule

| Bldg # | Door # | Description       | New Cylinder | New Hardware   | Hardware Description         |
|--------|--------|-------------------|--------------|----------------|------------------------------|
| 2400   | DS109  | Office            | 20-750 626   | -              |                              |
| 2400   | DS110  | Testing Lab 2412  | 20-750 626   | ND91JD RHO 626 | Vandlgard Pushbutton Lockset |
| 2400   | DS111  | Custodial 2413    | 20-750 626   | -              |                              |
| 2400   | DS112  | Women's Restroom  | -            | -              |                              |
| 2400   | DS113  | Men's Restroom    | -            | -              |                              |
| 2400   | DS114  | Storage 2409      | 20-750 626   | -              |                              |
| 2400   | DS115  | Office            | 20-765 626   | -              |                              |
| 2400   | DS116  | Tech Center       | 20-765 626   | -              |                              |
| 2400   | DS117  | Office            | 20-750 626   | -              |                              |
| 2400   | DS118  | Office 2405       | 20-750 626   | -              |                              |
| 2400   | DS119  | Electrical        | 20-750 626   | -              |                              |
| 2400   | DS120  | Office 2415       | 20-750 626   | -              |                              |
| 2400   | DS121  | Office 2414       | 20-750 626   | -              |                              |
| 2400   | DS122  | Enclosure         | 47-743 626   | -              |                              |
| 2400   | DS123  | Enclosure         | 47-743 626   | -              |                              |
| 2400   | DS124  | Enclosure         | 47-743 626   | -              |                              |
| 2500   | PE100  | Gymnasium         | 20-740 626   | 050589 US28    | 99 Series Less Dogging Plate |
|        |        |                   | -            | 090074         | NL Drive Screw               |
|        |        |                   | -            | 050589 US28    | 99 Series Less Dogging Plate |
|        |        |                   | 20-740 626   | -              |                              |
| 2500   | PE101  | Gymnasium         | 20-740 626   | 050589 US28    | 99 Series Less Dogging Plate |
|        |        |                   | -            | 090074         | NL Drive Screw               |
|        |        |                   | -            | 050589 US28    | 99 Series Less Dogging Plate |
|        |        |                   | 20-740 626   | -              |                              |
| 2500   | PE102  | Gymnasium         | 20-740 626   | 050589 US28    | 99 Series Less Dogging Plate |
|        |        |                   | -            | 090074         | NL Drive Screw               |
|        |        |                   | -            | 050589 US28    | 99 Series Less Dogging Plate |
|        |        |                   | 20-740 626   | -              |                              |
| 2500   | PE103  | Corridor Entrance | 20-740 626   | 050589 US28    | 99 Series Less Dogging Plate |
|        |        |                   | -            | 090074         | NL Drive Screw               |
|        |        |                   | -            | -              |                              |
|        |        |                   | 20-740 626   | -              |                              |
| 2500   | PE104  | IDF               | 20-765 626   | -              |                              |
| 2500   | PE105  | Corridor          | 20-740 626   | 050589 US28    | 99 Series Less Dogging Plate |
|        |        |                   | -            | 090074         | NL Drive Screw               |
|        |        |                   | -            | 050589 US28    | 99 Series Less Dogging Plate |
|        |        |                   | 20-740 626   | -              |                              |
| 2500   | PE106  | Gymnasium         | 20-740 626   | 050589 US28    | 99 Series Less Dogging Plate |
|        |        |                   | -            | 090074         | NL Drive Screw               |
|        |        |                   | -            | 050589 US28    | 99 Series Less Dogging Plate |
|        |        |                   | 20-740 626   | -              |                              |
| 2500   | PE107  | Gymnasium         | 20-740 626   | 050589 US28    | 99 Series Less Dogging Plate |

Chabot College Hardware Schedule

| Bldg # | Door # | Description                     | New Cylinder | New Hardware   | Hardware Description         |
|--------|--------|---------------------------------|--------------|----------------|------------------------------|
|        |        |                                 | -            | 090074         | NL Drive Screw               |
|        |        |                                 | -            | 050589 US28    | 99 Series Less Dogging Plate |
|        |        |                                 | 20-740 626   | -              |                              |
| 2500   | PE108  | Gymnasium                       | 20-740 626   | 050589 US28    | 99 Series Less Dogging Plate |
|        |        |                                 | -            | 090074         | NL Drive Screw               |
|        |        |                                 | -            | 050589 US28    | 99 Series Less Dogging Plate |
|        |        |                                 | 20-740 626   | -              |                              |
| 2500   | PE109  | Gymnasium                       | 20-740 626   | 050589 US28    | 99 Series Less Dogging Plate |
|        |        |                                 | -            | 090074         | NL Drive Screw               |
|        |        |                                 | -            | 050589 US28    | 99 Series Less Dogging Plate |
|        |        |                                 | 20-740 626   | -              |                              |
| 2500   | PE110  | Gymnasium                       | 20-740 626   | 050589 US28    | 99 Series Less Dogging Plate |
|        |        |                                 | -            | 090074         | NL Drive Screw               |
|        |        |                                 | -            | 050589 US28    | 99 Series Less Dogging Plate |
|        |        |                                 | 20-740 626   | -              |                              |
| 2500   | PE111  | Gymnasium                       | 20-740 626   | 050589 US28    | 99 Series Less Dogging Plate |
|        |        |                                 | -            | 090074         | NL Drive Screw               |
|        |        |                                 | -            | 050589 US28    | 99 Series Less Dogging Plate |
|        |        |                                 | 20-740 626   | -              |                              |
| 2500   | PE112A | IDF/Storage 2502                | 20-740 626   | -              |                              |
| 2500   | PE112B | IDF/Storage 2502                | 20-740 626   | ND80JD RHO 626 | ND Series Storeroom Lockset  |
|        |        |                                 | -            | -              |                              |
| 2600   | PO100  | Hall                            | 20-740 626   | 050589 US28    | 99 Series Less Dogging Plate |
|        |        |                                 | -            | 090074         | NL Drive Screw               |
| 2600   | PO101  | Classroom 2610                  | 20-740 626   | 050589 US28    | 99 Series Less Dogging Plate |
|        |        |                                 | -            | 090074         | NL Drive Screw               |
| 2600   | PO102  | Classroom 2610                  | 20-740 626   | 050589 US28    | 99 Series Less Dogging Plate |
|        |        |                                 | -            | 090074         | NL Drive Screw               |
| 2600   | PO103  | Concession 2624                 | 20-740 626   | ND91JD RHO 626 | Vandlgard Pushbutton Lockset |
| 2600   | PO104  | Mechanical 2615                 | 20-740 626   | -              |                              |
| 2600   | PO105  | Men's Restroom                  | 20-740 626   | -              |                              |
| 2600   | PO106  | Hall                            | 20-740 626   | 050589 US28    | 99 Series Less Dogging Plate |
|        |        |                                 | -            | 090074         | NL Drive Screw               |
| 2600   | PO107  | Kinesiology Faculty Office 2602 | 20-740 626   | -              |                              |
| 2600   | PO108A | Admin Work Station 2608         | 20-740 626   | ND91JD RHO 626 | Vandlgard Pushbutton Lockset |
| 2600   | PO108B | Admin Work Station 2608         | 20-740 626   | -              |                              |
| 2600   | PO109  | Assistant Dean Office           | 20-740 626   | -              |                              |
| 2600   | PO110  | Office                          | 20-740 626   | -              |                              |
| 2600   | PO111  | Office                          | 20-740 626   | -              |                              |
| 2600   | PO112  | Work Room 2625                  | 20-740 626   | -              |                              |
| 2600   | PO113  | Kinesiology Faculty Office 2608 | 20-740 626   | -              |                              |
| 2600   | PO114  | Adjunct Faculty Office 2610     | 20-740 626   | -              |                              |



Chabot College Hardware Schedule

| Bldg # | Door # | Description                     | New Cylinder     | New Hardware   | Hardware Description                                |
|--------|--------|---------------------------------|------------------|----------------|---|
| 2600   | PO115  | Kinesiology Faculty Office 2612 | 20-740 626       | -              |   |
| 2600   | PO116  | Conference Room 2607            | 20-740 626       | -              |   |
| 2600   | PO117  | Athletic Counselor 2609         | 20-740 626       | -              |   |
| 2600   | PO118  | Kinesiology Faculty Office 2614 | 20-740 626       | -              |   |
| 2600   | PO119  | Men's Restroom                  | 23-000 626       | -              |   |
| 2600   | PO120  | Women's Restroom                | 23-000 626       | -              |   |
| 2600   | PO121  | Kinesiology Faculty Office 2616 | 20-740 626       | -              |   |
| 2600   | PO122  | Kinesiology Faculty Office 2618 | 20-740 626       | -              |   |
| 2600   | PO123  | Classroom 2611                  | 20-740 626       | 050589 US28    | 99 Series Less Dogging Plate                        |
|        |        |                                 | -                | 090074         | NL Drive Screw                                      |
| 2600   | PO124  | Custodian 2623                  | 20-740 626       | -              |   |
| 2600   | PO125  | Office                          | 20-740 626       | -              |   |
| 2600   | PO126  | IDF                             | 20-740 626       | -              |   |
| 2600   | PO127  | Concession Rollup               | 20-740 626       | 26-094 626     | FSIC Mortise Housing                                |
|        |        |                                 | 20-740 626       | 26-094 626     | FSIC Mortise Housing                                |
| 2600   | PO128  | Enclosure Padlock               | 47-743 626       | -              |   |
| 2700   | EO100  | Women's Restroom                | 20-740 626       | -              |   |
| 2700   | EO101  | Mechanical 2701                 | 20-740 626       | -              |   |
| 2700   | EO102  | Adaptive PE 2706                | 20-740 626       | 050589 US28    | 99 Series Less Dogging Plate                        |
|        |        |                                 | -                | 090074         | NL Drive Screw                                      |
| 2700   | EO103A | Hall                            | 20-740 626       | 050589 US28    | 99 Series Less Dogging Plate                        |
|        |        |                                 | -                | 090074         | NL Drive Screw                                      |
| 2700   | EO103B | Women's Locker Room 2705        | 20-740 626       | 050589 US28    | 99 Series Less Dogging Plate                        |
|        |        |                                 | -                | 090074         | NL Drive Screw                                      |
| 2700   | EO103C | Women's Staff Locker Room 2705  | 20-740 626       | -              |   |
| 2700   | EO104A | Hall                            | 20-740 626       | 090074         | NL Drive Screw                                      |
|        |        |                                 | XB13-088 626     | 050886 26D RHR | 99 Series Fire Rated Double Cylinder Conversion Kit |
| 2700   | EO104B | Hall                            | 20-740 626       | ND91JD RHO 626 | Vandlgard Pushbutton Lockset                        |
| 2700   | EO105A | Team Room B 2710                | 20-740 626       | -              |   |
| 2700   | EO105B | Team Room B 2723                | 20-740 626       | ND91JD RHO 626 | Vandlgard Pushbutton Lockset                        |
| 2700   | EO106  | Women's Staff Locker Room 2713  | 20-740 626       | -              |   |
| 2700   | EO107  | Women's Locker Room 2706        | 20-740 626       | 090074         | NL Drive Screw                                      |
|        |        |                                 | XQ13-115 114 626 | 050525 US26D   | Blocking Ring                                       |
| 2700   | EO108  | Adaptive PE 2706                | -                | -              |   |
| 2700   | EO109A | Electrical                      | 20-740 626       | -              |   |
| 2700   | EO109B | Electrical                      | 20-740 626       | -              |   |
| 2700   | EO110  | Office                          | 20-740 626       | -              |   |
| 2700   | EO111  | Storage                         | 20-740 626       | -              |   |
| 2700   | EO112  | Custodian 2715                  | 20-740 626       | -              |   |
| 2700   | EO113  | IDF                             | 20-740 626       | -              |   |
| 2700   | EO114  | Staff Office 2708               | 20-740 626       | -              |   |
| 2700   | EO115  | Storage 2712                    | 20-740 626       | -              |   |

Chabot College Hardware Schedule

| Bldg # | Door # | Description             | New Cylinder     | New Hardware   | Hardware Description                                |
|--------|--------|-------------------------|------------------|----------------|---|
| 2700   | EO116  | Team Room A 2709        | 20-740 626       | ND91JD RHO 626 | Vandlgard Pushbutton Lockset                        |
| 2700   | EO117  | Team Room C 2711        | 20-740 626       | ND91JD RHO 626 | Vandlgard Pushbutton Lockset                        |
| 2700   | EO118  | Storage                 | 20-740 626       | -              |   |
| 2700   | EO119  | Enclosure Padlock       | 47-743 626       | -              |   |
| 2800   | PB100  | Mechanical Room 2801    | 20-750 626       |                |   |
| 2800   | PB101  | Pool Room 2802          | 20-740 626       | -              |   |
| 2800   | PB102  | Chiller Room 2803       | 20-740 626       | 050589 US28    | 99 Series Less Dogging Plate                        |
|        |        |                         | -                | 090074         | NL Drive Screw                                      |
| 2800   | PB103  | Boiler Room 2804        | 20-740 626       | 050589 US28    | 99 Series Less Dogging Plate                        |
|        |        |                         | -                | 090074         | NL Drive Screw                                      |
| 2800   | PB104A | Hall                    | 20-740 626       | 050589 US28    | 99 Series Less Dogging Plate                        |
|        |        |                         | -                | 090074         | NL Drive Screw                                      |
| 2800   | PB104B | Men's Locker Room 2805  | 20-740 626       | ND91JD RHO 626 | Vandlgard Pushbutton Lockset                        |
| 2800   | PB105  | Team Room B             | 20-740 626       | 050589 US28    | 99 Series Less Dogging Plate                        |
|        |        |                         | -                | 090074         | NL Drive Screw                                      |
| 2800   | PB106  | Hall                    | 20-740 626       | 050589 US28    | 99 Series Less Dogging Plate                        |
|        |        |                         | -                | 090074         | NL Drive Screw                                      |
| 2800   | PB107  | Team Room D             | 20-740 626       | ND91JD RHO 626 | Vandlgard Pushbutton Lockset                        |
| 2800   | PB108  | Team Room C             | 20-740 626       | ND91JD RHO 626 | Vandlgard Pushbutton Lockset                        |
| 2800   | PB109  | Hall                    | 20-740 626       | 050589 US28    | 99 Series Less Dogging Plate                        |
|        |        |                         | -                | 090074         | NL Drive Screw                                      |
| 2800   | PB110  | Men's Locker Room 2805  | 20-740 626       | 090074         | NL Drive Screw                                      |
|        |        |                         | XQ13-115 114 626 | 050525 US26D   | Blocking Ring                                       |
| 2800   | PB111  | Boiler Room 2804        | 20-740 626       | 050589 US28    | 99 Series Less Dogging Plate                        |
|        |        |                         | -                | 090074         | NL Drive Screw                                      |
| 2800   | PB112  | Hall                    | -                | -              |   |
| 2800   | PB113  | Chiller Room 2803       | 20-740 626       | -              |   |
| 2800   | PB114  | Pool Room 2802          | 20-740 626       | ND96JD RHO 626 | Vandlgard Storeroom Lockset                         |
| 2800   | PB115  | Hall                    | 20-740 626       | 090074         | NL Drive Screw                                      |
|        |        |                         | XQ13-115 114 626 | 050886 26D RHR | 99 Series Fire Rated Double Cylinder Conversion Kit |
|        |        |                         | -                | 050115 US28    | 33A/99 CD Conversion Kit                            |
|        |        |                         | -                |                |   |
| 2800   | PB116  | Storage                 | 20-740 626       | ND96JD RHO 626 | Vandlgard Storeroom Lockset                         |
| 2800   | PB117  | Storage                 | 20-740 626       | ND96JD RHO 626 | Vandlgard Storeroom Lockset                         |
| 2800   | PB118  | Storage                 | 20-740 626       | ND96JD RHO 626 | Vandlgard Storeroom Lockset                         |
| 2800   | PB119  | Padlock                 | 47-743 626       | -              |   |
| 2800   | PB120  | Men's Staff Locker 2807 | 20-740 626       | -              |   |
| 2800   | PB121  | IDF 2808                | 20-740 626       | -              |   |
| 2800   | PB122  | Custodian 2810          | 20-740 626       | -              |   |
| 2800   | PB123  | Mechanical 2809         | 20-740 626       | -              |   |
| 2800   | PB124  | Electrical 2811         | 20-740 626       | -              |   |
| 2800   | PB125  | Storage 2812            | 20-740 626       | -              |   |

Chabot College Hardware Schedule

| Bldg # | Door # | Description                  | New Cylinder | New Hardware   | Hardware Description         |
|--------|--------|------------------------------|--------------|----------------|------------------------------|
| 2800   | PB126  | Equipment Room 2814          | 20-740 626   | -              |                              |
| 2800   | PB127  | Athletics Office 2813        | 20-740 626   | -              |                              |
| 2800   | PB128A | Distribution                 | 20-740 626   | -              |                              |
| 2800   | PB128B | Distribution                 | -            | -              |                              |
| 2800   | PB129  | Laundry                      | 20-740 626   | -              |                              |
| 2800   | PB130  | Equipment Room 2814          | 20-740 626   | -              |                              |
| 2800   | PB131  | Football Office 2819         | 20-740 626   | -              |                              |
| 2800   | PB132  | Team Room A 2818             | 20-740 626   | ND91JD RHO 626 | Vandlgard Pushbutton Lockset |
| 2800   | PB133  | Team Room C 2821             | 20-740 626   | ND91JD RHO 626 | Vandlgard Pushbutton Lockset |
| 2800   | PB134  | Team Room B 2822             | 20-740 626   | ND91JD RHO 626 | Vandlgard Pushbutton Lockset |
| 2800   | PB135  | Men's Restroom               | -            | -              |                              |
| 2800   | PB136  | Men's Restroom               | -            | -              |                              |
| 2800   | PB137  | Team Room D 2825             | 20-740 626   | ND91JD RHO 626 | Vandlgard Pushbutton Lockset |
| 2800   | PB138  | Water Closet                 | 20-740 626   | -              |                              |
| 2800   | PB139  | Men's Restroom               | -            | -              |                              |
| 2800   | PB140  | Men's Restroom               | -            | -              |                              |
| 2800   | PB141  | Enclosure                    | 47-743 626   | -              |                              |
| 2800   | PB142  | Enclosure Gate               | 47-743 606   | -              |                              |
|        |        |                              | 47-743 606   | -              |                              |
| 2800   | PB143  | Enclosure Gate               | 47-743 606   | -              |                              |
| 2800   | PB144  | Main Gate                    | 47-743 626   | -              |                              |
| 2800   | PB145  | Vehicle Gate                 | 47-743 626   | -              |                              |
| 2800   | PB146  | Rolling Gate for 3000        | 47-743 626   | -              |                              |
| 2800   | PB147  | Enclosure Gate               | 47-743 626   | -              |                              |
| 2800   | PB148  | Enclosure Gate               | 47-743 626   | -              |                              |
| 2800   | PB149  | Enclosure Gate               | 47-743 626   | -              |                              |
| 2900   | PA100  | Athletics Training Room 2901 | 20-740 626   | 050589 US28    | 99 Series Less Dogging Plate |
|        |        |                              | -            | 090074         | NL Drive Screw               |
| 2900   | PA101  | Closet                       | 20-740 626   | -              |                              |
| 2900   | PA102  | MAT Room 2910                | 20-740 626   | 050589 US28    | 99 Series Less Dogging Plate |
|        |        |                              | -            | 090074         | NL Drive Screw               |
| 2900   | PA103  | Fire/Police 2906             | 20-740 626   | -              |                              |
| 2900   | PA104  | Aerobics 2907                | 20-740 626   | 050589 US28    | 99 Series Less Dogging Plate |
|        |        |                              | -            | 090074         | NL Drive Screw               |
|        |        |                              | -            | 050589 US28    | 99 Series Less Dogging Plate |
| 2900   | PA105  | Hall                         | 20-740 626   | 050589 US28    | 99 Series Less Dogging Plate |
|        |        |                              | -            | 090074         | NL Drive Screw               |
| 2900   | PA106  | Hall                         | 20-740 626   | 050589 US28    | 99 Series Less Dogging Plate |
|        |        |                              | -            | 090074         | NL Drive Screw               |
| 2900   | PA107  | Fire Riser/Electrical 2949A  | 20-740 626   | -              |                              |
| 2900   | PA108  | North Gymnasium 2940         | 20-740 626   | 090074         | NL Drive Screw               |
|        |        |                              | -            | 050589 US28    | 99 Series Less Dogging Plate |

Chabot College Hardware Schedule

| Bldg # | Door #   | Description                  | New Cylinder     | New Hardware   | Hardware Description         |
|--------|----------|------------------------------|------------------|----------------|------------------------------|
| 2900   | PA109    | North Gymnasium 2940         | 20-740 626       | 090074         | NL Drive Screw               |
|        |          |                              | XB13-088 626     | 050589 US28    | 99 Series Less Dogging Plate |
| 2900   | PA110    | Hall                         | 20-740 626       | 050589 US28    | 99 Series Less Dogging Plate |
|        |          |                              | -                | 090074         | NL Drive Screw               |
| 2900   | PA111    | Aerobics 2907                | 20-740 626       | 090074         | NL Drive Screw               |
|        |          |                              | XQ13-115 114 626 | 050115 US28    | 33A/99 CD Conversion Kit     |
| 2900   | PA112    | Fire/Police 2906             | 20-740 626       | ND91JD RHO 626 | Vandlgard Pushbutton Lockset |
| 2900   | PA113    | MAT Room 2910                | 20-740 626       | 090074         | NL Drive Screw               |
|        |          |                              | XQ13-115 114 626 | 050525 US26D   | Blocking Ring                |
| 2900   | PA114    | Athletics Training Room 2901 | 20-740 626       | 050589 US28    | 99 Series Less Dogging Plate |
|        |          |                              | -                | 090074         | NL Drive Screw               |
| 2900   | PA115    | Exam Room                    | -                | -              |                              |
| 2900   | PA116    | Head Athletic Trainer 2901A  | 20-740 626       | -              |                              |
| 2900   | PA117    | Custodian 2903A              | 20-740 626       | -              |                              |
| 2900   | PA118    | Storage                      | 20-740 626       | -              |                              |
| 2900   | PA119    | Storage                      | 20-740 626       | -              |                              |
| 2900   | PA120    | Storage                      | 20-740 626       | -              |                              |
| 2900   | PA121    | Electrical 2949B             | 20-740 626       | -              |                              |
| 2900   | PA122    | Mechanical & IDF             | 20-740 626       | -              |                              |
| 2900   | PA123    | Aerobics/Dance 2930          | 20-740 626       | -              |                              |
| 2900   | PA123.1  | Equipment Padlock            | 20-740 626       | -              |                              |
| 2900   | PA124    | Storage                      | 20-740 626       | 26-094 626     | FSIC Mortise Housing         |
|        |          |                              | 20-740 626       | 26-094 626     | FSIC Mortise Housing         |
| 2900   | PA200    | IDF                          | 20-740 626       | -              |                              |
| 3000   | MB100    | Warehouse 3000               | 20-740 626       | ND91JD RHO 626 | Vandlgard Pushbutton Lockset |
| 3000   | MB101    | Maintenance Shop 3002        | 20-740 626       | -              |                              |
| 3000   | MB102    | Grounds 3022                 | 20-750 626       | -              |                              |
| 3000   | MB103    | Grounds 3022                 | 20-750 626       | -              |                              |
| 3000   | MB104    | Grounds 3020                 | 20-744 626       | -              |                              |
| 3000   | MB105    | Storage                      | 20-765 626       | -              |                              |
| 3000   | MB106A   | Paint Shop                   | 20-750 626       | -              |                              |
| 3000   | MB106A.1 | Supply Cabinet               | 47-743 606       | -              |                              |
| 3000   | MB106B   | Paint Shop                   | -                | -              |                              |
| 3000   | MB107    | Men's Restroom               | 20-750 626       | -              |                              |
| 3000   | MB108    | Women's Restroom             | 20-750 626       | -              |                              |
| 3000   | MB109    | Maintenance Shop 3002        | 20-740 626       | -              |                              |
| 3000   | MB110    | Storage 3026B                | 20-748 626       | BF-161 PC      | Deadbolt Hole Filler         |
|        |          |                              | -                | EF-161-S PC    | Edge Filler Plate            |
|        |          |                              | -                | EF-161 PC      | Edge Filler Plate            |
| 3000   | MB111    | Storage 3026A                | 20-740 626       | -              |                              |
| 3000   | MB112    | Storage 3026                 | 20-750 606       | -              |                              |
| 3000   | MB113    | Storage                      | 20-750 626       | -              |                              |

Chabot College Hardware Schedule

| Bldg # | Door # | Description           | New Cylinder | New Hardware   | Hardware Description         |
|--------|--------|-----------------------|--------------|----------------|------------------------------|
| 3000   | MB114  | Storage               | 20-740 626   | BF-161 PC      | Deadbolt Hole Filler         |
|        |        |                       | -            | EF-161-S PC    | Edge Filler Plate            |
|        |        |                       | -            | EF-161 PC      | Edge Filler Plate            |
| 3000   | MB115  | Office                | 20-750 626   | -              |                              |
| 3000   | MB116  | Office                | 20-765 626   | -              |                              |
| 3000   | MB117  | Office 3004A          | 20-750 626   | -              |                              |
| 3000   | MB118  | Women's Restroom      | 20-765 626   | -              |                              |
| 3000   | MB119  | Men's Restroom        | 20-750 626   | -              |                              |
| 3000   | MB120  | Mechanical Shaft      | -            | -              |                              |
| 3000   | MB121  | Vestibule             | -            | -              |                              |
| 3000   | MB122  | Storage               | 47-743 626   | -              |                              |
| 3000   | MB123  | Storage               | 47-743 626   | -              |                              |
| 3000   | MB124  | Paint Shop            | 20-750 626   | -              |                              |
| 3000   | MB125  | Elevator Service      | 20-750 626   | -              |                              |
| 3000   | MB126  | Reception Office 3004 | 20-740 626   | ND91JD RHO 626 | Vandlgard Pushbutton Lockset |
| 3000   | MB127  | Reception Office 3004 | 20-750 626   | -              |                              |
| 3000   | MB128  | Cabinet               | 47-743 606   | -              |                              |
| 3000   | MB129  | Garage                | 20-750 626   | -              |                              |
| 3000   | MB130  | Garage                | 47-743 626   | -              |                              |
| 3000   | MB131  | Garage                | 20-750 626   | -              |                              |
| 3000   | MB132  | Booth                 | 20-748 626   | -              |                              |
| 3000   | MB133  | Booth                 | 20-748 626   | -              |                              |
| 3000   | MB134  | Enclosure             | 20-740 606   | -              |                              |
| 3000   | MB135  | Shed                  | 20-740 626   | -              |                              |
| 3000   | MB136  | Shed                  | 47-743 626   | -              |                              |
| 3000   | MB137  | Shed                  | 47-743 606   | -              |                              |
| 3000   | MB138  | Shed                  | 47-743 606   | -              |                              |
| 3000   | MB139  | Shed                  | 20-748 606   | -              |                              |
| 3000   | MB140  | Shed                  | 47-743 626   | -              |                              |
| 3000   | MB141  | Shed                  | 47-743 606   | -              |                              |
| 3000   | MB142  | Shed                  | 20-748 626   | -              |                              |
| 3000   | MB143  | Shed                  | 47-743 606   | -              |                              |
|        |        |                       | 47-743 606   | -              |                              |
| 3000   | MB144  | Gate                  | 47-743 626   | -              |                              |
| 3000   | MB145  | Cabinet               | 47-743 626   | -              |                              |
| 3000   | MB200  | Storage               | 47-743 606   | -              |                              |
| 3000   | MB201  | Maintenance Closet    | 20-729 626   | -              |                              |
| 3000   | MB202  | Plans Room 3001       | 20-740 626   | ND91JD RHO 626 | Vandlgard Pushbutton Lockset |
| 3000   | MB203  | Closet                | -            | -              |                              |
| 3000   | MB204  | Cabinet               | 20-740 626   | -              |                              |
| 3000   | MB205  | Storage 3003          | 20-765 626   | -              |                              |
| 3000   | MB206  | Office 3005           | 20-750 626   | -              |                              |

Chabot College Hardware Schedule

| Bldg # | Door # | Description                     | New Cylinder | New Hardware   | Hardware Description         |
|--------|--------|---------------------------------|--------------|----------------|------------------------------|
| 3000   | MB207  | Storage 3007                    | 20-748 626   | -              |                              |
| 3000   | MB208  | Office 3009                     | 20-765 626   | -              |                              |
| 3000   | MB209  | Locksmith Office                | 20-740 626   | -              |                              |
| 3000   | MB210  | Office                          | 20-740 626   | ND91JD RHO 626 | Vandlgard Pushbutton Lockset |
| 3000   | MB211  | Office 3011                     | 20-765 626   | -              |                              |
| 3000   | MB212  | Office                          | 20-750 626   | -              |                              |
| 3000   | MB-P1  | Utility Box                     | 47-743 626   | -              |                              |
| 3000   | MB-P2  | Closet                          | 47-743 626   | -              |                              |
| 3100   | MS100  | Hall                            | 20-740 626   | 050589 US28    | 99 Series Less Dogging Plate |
|        |        |                                 | -            | 090074         | NL Drive Screw               |
| 3100   | MS101A | Community Health Classroom 3115 | 20-740 626   | 050589 US28    | 99 Series Less Dogging Plate |
|        |        |                                 | -            | 090074         | NL Drive Screw               |
| 3100   | MS101B | Community Health Classroom 3115 | 20-740 626   | ND91JD RHO 626 | Vandlgard Pushbutton Lockset |
| 3100   | MS101C | Community Health Classroom 3115 | 20-740 626   | ND91JD RHO 626 | Vandlgard Pushbutton Lockset |
| 3100   | MS101D | Community Health Classroom 3115 | 20-740 626   | ND91JD RHO 626 | Vandlgard Pushbutton Lockset |
| 3100   | MS102  | Mechanical 3114                 | 20-750 626   | -              |                              |
| 3100   | MS103A | SIM Lab 3113                    | 20-740 626   | 050589 US28    | 99 Series Less Dogging Plate |
|        |        |                                 | -            | 090074         | NL Drive Screw               |
| 3100   | MS103B | SIM Lab 3113                    | 20-740 626   | ND91JD RHO 626 | Vandlgard Pushbutton Lockset |
| 3100   | MS104A | Applied Health Classroom 3102   | 20-740 626   | 050589 US28    | 99 Series Less Dogging Plate |
|        |        |                                 | -            | 090074         | NL Drive Screw               |
| 3100   | MS104B | Applied Health Classroom 3102   | 20-740 626   | ND91JD RHO 626 | Vandlgard Pushbutton Lockset |
| 3100   | MS105  | Hall                            | 20-740 626   | -              |                              |
| 3100   | MS106  | Storage                         | 20-750 626   | -              |                              |
| 3100   | MS107  | Storage                         | 20-750 626   | -              |                              |
| 3100   | MS108  | Storage                         | 20-750 626   | -              |                              |
| 3100   | MS109  | CPR Storage                     | 20-750 626   | -              |                              |
| 3100   | MS110  | CPR Storage                     | 20-750 626   | -              |                              |
| 3100   | MS111  | CPR Storage                     | 20-750 626   | -              |                              |
| 3100   | MS112  | Storage                         | 20-750 626   | -              |                              |
| 3100   | MS113  | Trauma Storage                  | 20-750 626   | -              |                              |
| 3100   | MS114  | Simulation 3109                 | 20-740 626   | ND91JD RHO 626 | Vandlgard Pushbutton Lockset |
| 3100   | MS115  | SIM Office 3113                 | 20-740 626   | ND91JD RHO 626 | Vandlgard Pushbutton Lockset |
| 3100   | MS116  | Men's Restroom                  | 20-750 626   | -              |                              |
| 3100   | MS117  | Women's Restroom                | 20-750 626   | -              |                              |
| 3100   | MS118  | Custodial 3121                  | 20-750 626   | -              |                              |
| 3100   | MS119A | Electrical 3125                 | 20-750 626   | -              |                              |
| 3100   | MS119B | Electrical 3125                 | 20-750 626   | -              |                              |
| 3100   | MS120  | Office 3103                     | 20-740 626   | ND91JD RHO 626 | Vandlgard Pushbutton Lockset |
| 3100   | MS121  | Office 3106                     | 20-740 626   | ND91JD RHO 626 | Vandlgard Pushbutton Lockset |
| 3100   | MS122  | Storage 3108                    | 20-750 626   | -              |                              |
| 3100   | MS123A | IDF                             | 20-750 626   | -              |                              |

Chabot College Hardware Schedule

| Bldg # | Door # | Description                     | New Cylinder | New Hardware   | Hardware Description         |
|--------|--------|---------------------------------|--------------|----------------|------------------------------|
| 3100   | MS123B | IDF                             | 20-750 626   | -              |                              |
| 3100   | MS124  | Clinical Skills Laboratory 3116 | 20-765 626   | -              |                              |
| 3100   | MS125  | Office 3122                     | 20-740 626   | ND91JD RHO 626 | Vandlgard Pushbutton Lockset |
| 3100   | MS126  | Supplies 3123                   | 20-750 626   | -              |                              |
| 3100   | MS127  | Storage                         | 20-750 626   | -              |                              |
| 3100   | MS131  | Storage 3108                    | 20-750 626   | -              |                              |
| 3100   | MS132  | Control Room 3111               | 20-750 626   | -              |                              |
| 3100   | MS133  | Storage                         | 20-750 626   | -              |                              |
| 3100   | MS134  | Storage                         | 20-750 626   | -              |                              |
| 3100   | MS135  | Storage                         | 20-750 626   | -              |                              |
| 3300   | SY100  | Office                          | 20-740 626   | L9050J 06A 626 | L-Series Office Lockset      |
| 3300   | SY101  | Safety & Security               | 20-740 626   | ND91JD RHO 626 | Vandlgard Pushbutton Lockset |
|        |        |                                 | -            | BF-161 PC      | Deadbolt Hole Filler         |
|        |        |                                 | -            | EF-161-S PC    | Edge Filler Plate            |
|        |        |                                 | -            | EF-161 PC      | Edge Filler Plate            |
| 3300   | SY102  | Office                          | 20-740 626   | ND66JD RHO 626 | ND Series Store Lock         |
|        |        |                                 | 20-740 626   |                |                              |
| 3300   | SY-P1  | Locker                          | 47-743 606   | -              |                              |
| 3300   | SY-P2  | Locker                          | 47-743 606   | -              |                              |
| 3300   | SY-P3  | Locker                          | 47-743 606   | -              |                              |
| 3300   | SY-P4  | Locker                          | 47-743 606   | -              |                              |
| 3300   | SY-P5  | Locker                          | 47-743 626   | -              |                              |
| 3400   | BM100  | Gate                            | 47-743 626   | -              |                              |
| 3400   | BW102A | Reception                       | 20-740 626   | -              |                              |
| 3400   | BW102B | Corridor 3408                   | 20-740 626   | ND91JD RHO 626 | Vandlgard Pushbutton Lockset |
| 3400   | BW103A | Mechanical                      | 20-740 626   | -              |                              |
| 3400   | BW103B | IDF 3409                        | 20-740 626   | -              |                              |
| 3400   | BW104  | Storage                         | 20-740 626   | -              |                              |
| 3400   | BW105  | Main Shop 3410                  | 20-740 626   | -              |                              |
| 3400   | BW109A | Classroom 3407                  | 20-740 626   | ND91JD RHO 626 | Vandlgard Pushbutton Lockset |
| 3400   | BW109B | Classroom 3407                  | 20-740 626   | ND91JD RHO 626 | Vandlgard Pushbutton Lockset |
| 3400   | BW110A | Classroom 3403                  | 20-740 626   | ND91JD RHO 626 | Vandlgard Pushbutton Lockset |
| 3400   | BW112  | ISIS Server 3402                | 20-740 626   | -              |                              |
| 3400   | BW113  | Custodial 3405                  | 20-740 626   | -              |                              |
| 3400   | BW114  | Women's Restroom                | -            | -              |                              |
| 3400   | BW115  | Men's Restroom                  | -            | -              |                              |
| 3400   | BW116  | Classroom 3403                  | 20-740 626   | ND91JD RHO 626 | Vandlgard Pushbutton Lockset |
| 3500   | CD100  | Gate                            | 47-743 626   | -              |                              |
| 3500   | CD101  | Hall                            | 20-740 626   | 050589 US28    | 99 Series Less Dogging Plate |
| 3500   | CD102  | Utility                         | 20-750 626   | -              |                              |
| 3500   | CD103A | Child Development Lab 3521      | 20-740 626   | 050589 US28    | 99 Series Less Dogging Plate |
|        |        |                                 | 20-740 626   | 050589 US28    | 99 Series Less Dogging Plate |

Chabot College Hardware Schedule

| Bldg # | Door # | Description                | New Cylinder | New Hardware   | Hardware Description         |
|--------|--------|----------------------------|--------------|----------------|------------------------------|
| 3500   | CD103B | Child Development Lab 3521 | 20-740 626   | ND91JD RHO 626 | Vandlgard Pushbutton Lockset |
| 3500   | CD104  | Toddler Room 3511          | 20-740 626   | ND91JD RHO 626 | Vandlgard Pushbutton Lockset |
| 3500   | CD105  | Gate                       | 47-743 606   | -              |                              |
| 3500   | CD106  | Hall                       | 20-740 626   | 050589 US28    | 99 Series Less Dogging Plate |
| 3500   | CD107  | Hall                       | 20-740 626   | -              |                              |
| 3500   | CD108  | Enclosure                  | 47-743 606   | -              |                              |
| 3500   | CD109A | Infants 3517               | 20-740 626   | 20-079 626     | FSIC Rim Housing             |
|        |        |                            | -            | 050589 US28    | 99 Series Less Dogging Plate |
| 3500   | CD109B | Infants 3517               | 20-740 626   | ND91JD RHO 626 | Vandlgard Pushbutton Lockset |
| 3500   | CD109C | Infants 3517               | 20-740 626   | ND66JD RHO 626 | ND Series Store Lock         |
|        |        |                            | 20-740 626   | -              |                              |
| 3500   | CD110A | Observation 3518           | 20-740 626   | ND91JD RHO 626 | Vandlgard Pushbutton Lockset |
| 3500   | CD110B | Observation 3518           | -            |                |                              |
| 3500   | CD111A | Two's Room 3522            | 20-740 626   | 20-079 626     | FSIC Rim Housing             |
|        |        |                            | -            | 050589 US28    | 99 Series Less Dogging Plate |
| 3500   | CD111B | Two's Room 3522            | 20-740 626   | ND91JD RHO 626 | Vandlgard Pushbutton Lockset |
| 3500   | CD112  | Storage                    | 20-740 626   | 30-137 626     | FSIC Mortise Housing         |
| 3500   | CD113  | Preschool #1               | 20-740 626   | 20-079 626     | FSIC Rim Housing             |
|        |        |                            | -            | 050589 US28    | 99 Series Less Dogging Plate |
| 3500   | CD114A | Storage                    | 20-740 626   | 30-137 626     | FSIC Mortise Housing         |
| 3500   | CD114B | Storage                    | 20-750 626   | -              |                              |
| 3500   | CD115  | Preschool #1               | 20-740 626   | ND91JD RHO 626 | Vandlgard Pushbutton Lockset |
| 3500   | CD116  | Preschool #1               | 20-740 626   | 20-079 626     | FSIC Rim Housing             |
|        |        |                            | -            | 050589 US28    | 99 Series Less Dogging Plate |
| 3500   | CD117A | Storage 3529               | 20-750 626   | -              |                              |
| 3500   | CD117B | Storage 3529               | 20-750 626   | -              |                              |
| 3500   | CD118  | Preschool #2               | 20-740 626   | 20-079 626     | FSIC Rim Housing             |
|        |        |                            | -            | 050589 US28    | 99 Series Less Dogging Plate |
| 3500   | CD119  | Preschool #2               | 20-740 626   | ND91JD RHO 626 | Vandlgard Pushbutton Lockset |
| 3500   | CD120A | Preschool #3 3536          | 20-740 626   | 20-079 626     | FSIC Rim Housing             |
|        |        |                            | -            | 050589 US28    | 99 Series Less Dogging Plate |
| 3500   | CD120B | Preschool #3 3536          | 20-740 626   | ND91JD RHO 626 | Vandlgard Pushbutton Lockset |
| 3500   | CD121  | Storage                    | 20-740 626   | 30-137 626     | FSIC Mortise Housing         |
| 3500   | CD122  | Gate                       | 47-743 626   | -              |                              |
| 3500   | CD123  | Electrical 3542            | 20-750 626   | -              |                              |
| 3500   | CD124  | Kitchen 3540               | 20-740 626   | ND91JD RHO 626 | Vandlgard Pushbutton Lockset |
| 3500   | CD125  | Storage 3538               | 20-750 626   | -              |                              |
| 3500   | CD126  | Observation #2 3532        | 20-740 626   | ND91JD RHO 626 | Vandlgard Pushbutton Lockset |
| 3500   | CD127  | Staff Restroom             | 20-740 626   | ND73JD RHO 626 | ND Series Corridor Lock      |
|        |        |                            | -            | -              |                              |
| 3500   | CD128  | Preschool #1 3526          | 20-740 626   | ND91JD RHO 626 | Vandlgard Pushbutton Lockset |



Chabot College Hardware Schedule

| Bldg # | Door # | Description                     | New Cylinder | New Hardware   | Hardware Description         |
|--------|--------|---------------------------------|--------------|----------------|------------------------------|
| 3500   | CD129  | Storage 3529                    | 20-750 626   | -              |                              |
| 3500   | CD130  | Observation #1 3525             | 20-740 626   | ND91JD RHO 626 | Vandlgard Pushbutton Lockset |
| 3500   | CD131A | Children's Restroom             | -            |                |                              |
| 3500   | CD131B | Children's Restroom             | -            |                |                              |
| 3500   | CD132  | Storage                         | -            | -              |                              |
| 3500   | CD133A | Laundry                         | 20-750 626   | -              |                              |
| 3500   | CD133B | Infants 3517                    | -            |                |                              |
| 3500   | CD134A | Cribs                           | -            | -              |                              |
| 3500   | CD134B | Cribs                           | -            | -              |                              |
| 3500   | CD135A | Staff Lounge 3520               | 20-750 626   | -              |                              |
| 3500   | CD135B | Staff Lounge 3520               | 20-750 626   | -              |                              |
| 3500   | CD136  | Custodial 3514                  | 20-750 626   | -              |                              |
| 3500   | CD137A | Office 3512                     | 20-740 626   | ND91JD RHO 626 | Vandlgard Pushbutton Lockset |
| 3500   | CD137B | Office 3512                     | 20-740 626   | ND91JD RHO 626 | Vandlgard Pushbutton Lockset |
| 3500   | CD138  | Conference Room 3511            | 20-750 626   | -              |                              |
| 3500   | CD139  | Decommissioned Restroom/Storage | -            | -              |                              |
| 3500   | CD140  | Electrical Closet               | 20-750 626   | -              |                              |
| 3500   | CD141  | Storage                         | 20-750 626   | -              |                              |
| 3500   | CD142  | All Gender Restroom             | 20-750 626   | -              |                              |
|        |        |                                 | -            | -              |                              |
| 3500   | CD143  | Women's Restroom                | 20-750 626   | -              |                              |
|        |        |                                 | -            | -              |                              |
| 3500   | CD144A | Staff Hall                      | 20-740 626   | ND91JD RHO 626 | Vandlgard Pushbutton Lockset |
| 3500   | CD144B | Staff Hall                      | 20-740 626   | ND91JD RHO 626 | Vandlgard Pushbutton Lockset |
| 3500   | CD145  | Office 3507                     | 20-740 626   | ND91JD RHO 626 | Vandlgard Pushbutton Lockset |
| 3500   | CD146  | Office 3506                     | 20-750 626   | -              |                              |
| 3500   | CD147  | Office 3504                     | 20-740 626   | ND91JD RHO 626 | Vandlgard Pushbutton Lockset |
| 3500   | CD148  | Office 3502                     | 20-740 626   | ND91JD RHO 626 | Vandlgard Pushbutton Lockset |
| 3500   | CD149  | Preschool #2 3533               | 20-740 626   | ND91JD RHO 626 | Vandlgard Pushbutton Lockset |
| 3500   | CD-G1  | Gate                            | 47-743 606   | -              |                              |
| 3500   | CD-G2  | Gate                            | 47-743 606   | -              |                              |
| 3500   | CD-G3  | Gate                            | 47-743 626   | -              |                              |
| 3600   | BB100A | BMW Storage 3604                | 20-750 626   | -              |                              |
| 3600   | BB100B | BMW Storage 3604                | 20-750 626   | -              |                              |
| 3600   | BB101A | M&O Storage 3607                | 20-750 626   | -              |                              |
| 3600   | BB101B | M&O Storage 3607                | 20-750 626   | -              |                              |
| 3600   | BB102A | Warehouse 3601                  | 20-750 626   | -              |                              |
| 3600   | BB102B | Warehouse 3601                  | 20-750 626   | -              |                              |
| 3600   | BB104A | Maintenance 3603                | 20-750 626   | -              |                              |
| 3600   | BB104B | Maintenance 3603                | 20-750 626   | -              |                              |
| 3600   | BB105  | Storage                         | 20-750 626   | -              |                              |
| 3600   | BB106  | Storage                         | 20-750 626   | -              |                              |

Chabot College Hardware Schedule

| Bldg # | Door #  | Description            | New Cylinder     | New Hardware   | Hardware Description         |
|--------|---------|------------------------|------------------|----------------|------------------------------|
| 3600   | BB107   | Storage 3602           | 20-750 626       | -              |                              |
| 3600   | BB108   | Storage                | 20-750 626       | -              |                              |
| 3600   | BB109   | Restroom               | -                | -              |                              |
| 3600   | BB110   | Office                 | 20-740 626       | EF-161-S PC    | Edge Filler Plate            |
|        |         |                        | -                | EF-161 PC      | Edge Filler Plate            |
| 3600   | BB-G1   | Gate                   | 47-743 626       | -              |                              |
| 3600   | BB-G2   | Gate                   | 47-743 626       | -              |                              |
| 3600   | BB-G4   | Gate                   | 47-743 626       | -              |                              |
| 3600   | BB-P1   | Electrical Box         | 47-743 626       | -              |                              |
| 3600   | BB-P2   | Electrical Box         | 47-743 626       | -              |                              |
| 3600   | BB-P3   | Electrical Box         | 47-743 626       | -              |                              |
| 3600   | BB-P4   | Power                  | 47-743 626       | -              |                              |
| 3600   | BB-P5   | High Volt              | 47-743 626       | -              |                              |
| 3700   | CH100   | Gate                   | 47-743 606       | -              |                              |
| 3700   | CH101   | Entrance 3702          | 20-740 626       | 050589 US28    | 99 Series Less Dogging Plate |
|        |         |                        | -                | 090074         | NL Drive Screw               |
| 3700   | CH102   | Entrance 3704          | 20-740 626       | 20-079 626     | FSIC Rim Housing             |
|        |         |                        | -                | 050589 US28    | 99 Series Less Dogging Plate |
|        |         |                        | -                | 090074         | NL Drive Screw               |
| 3700   | CH103   | Entrance 3706          | 20-740 626       | 20-079 626     | FSIC Rim Housing             |
|        |         |                        | -                | 050589 US28    | 99 Series Less Dogging Plate |
|        |         |                        | -                | 090074         | NL Drive Screw               |
| 3700   | CH104   | Gate                   | 47-743 626       | -              |                              |
| 3700   | CH105   | Entrance 3706          | 20-740 626       | 050589 US28    | 99 Series Less Dogging Plate |
|        |         |                        | -                | 090074         | NL Drive Screw               |
| 3700   | CH106   | Entrance 3704          | 20-740 626       | 20-079 626     | FSIC Rim Housing             |
|        |         |                        | XQ13-115 114 626 | 090074         | NL Drive Screw               |
|        |         |                        | -                | 050115 US28    | 33A/99 CD Conversion Kit     |
| 3700   | CH107   | Entrance 3702          | 20-740 626       | 090074         | NL Drive Screw               |
|        |         |                        | XQ13-115 114 626 | 050115 US28    | 33A/99 CD Conversion Kit     |
| 3700   | CH108   | Classroom to Classroom | 20-740 626       | ND66JD RHO 626 | ND Series Store Lock         |
|        |         |                        | 20-740 626       | -              |                              |
| 3700   | CH108.1 | Locker                 | -                | -              |                              |
| 3700   | CH108.2 | Locker                 | -                | -              |                              |
| 3700   | CH-G5   | Gate                   | 47-743 626       | -              |                              |
| 3700   | CH-P4   | Electrical Box         | 20-740 626       | -              |                              |
| 3700   | CH-P5   | Electrical Box         | 20-740 626       | -              |                              |
| 3800   | BO100A  | 3800 Bookstore         | 20-740 626       | -              |                              |
|        |         |                        | 20-740 626       | -              |                              |
| 3800   | BO100B  | 3800 Bookstore         | 20-740 626       | 30-137 626     | FSIC Mortise Housing         |
| 3800   | BO101   | Storage                | 20-740 626       | 20-079 626     | FSIC Rim Housing             |
|        |         |                        | -                | 050589 US28    | 99 Series Less Dogging Plate |

Chabot College Hardware Schedule

| Bldg # | Door # | Description                    | New Cylinder | New Hardware   | Hardware Description         |
|--------|--------|--------------------------------|--------------|----------------|------------------------------|
|        |        |                                | -            | 090074         | NL Drive Screw               |
| 3800   | BO102  | Sales Room 01                  | 20-740 626   | -              |                              |
| 3800   | BO103  | Dock 07                        | 20-740 626   | -              |                              |
| 3800   | BO104  | Mechanical 3817                | 20-750 626   | -              |                              |
| 3800   | BO105  | Office                         | 20-740 626   | ND91JD RHO 626 | Vandlgard Pushbutton Lockset |
| 3800   | BO106  | Restroom                       | -            | -              |                              |
| 3800   | BO106A | Breakroom                      | 20-740 626   | ND91JD RHO 626 | Vandlgard Pushbutton Lockset |
| 3800   | BO106B | Breakroom                      | 20-740 626   | 26-094 626     | FSIC Mortise Housing         |
| 3800   | BO107  | Restroom                       | -            | -              |                              |
| 3800   | BO108  | Accounting 3808                | 20-740 626   | 26-094 626     | FSIC Mortise Housing         |
| 3800   | BO109  | Janitor                        | 20-740 626   | ND80JD RHO 626 | ND Series Storeroom Lockset  |
| 3800   | BO110  | COMM Room                      | 20-740 626   | ND80JD RHO 626 | ND Series Storeroom Lockset  |
| 3800   | BO111  | Corridor                       | 20-740 626   | ND80JD RHO 626 | ND Series Storeroom Lockset  |
| 3800   | BO112  | Staff Lounge                   | -            | -              |                              |
| 3800   | BO113  | Electrical Room 3810           | 20-740 626   | ND80JD RHO 626 | ND Series Storeroom Lockset  |
| 3800   | BO114  | Office                         | 20-740 626   | ND91JD RHO 626 | Vandlgard Pushbutton Lockset |
| 3800   | BO115  | Storage                        | 20-740 626   | ND80JD RHO 626 | ND Series Storeroom Lockset  |
| 3800   | BO116  | Storage                        | 20-740 626   | ND80JD RHO 626 | ND Series Storeroom Lockset  |
| 3800   | BO117  | Storage                        | 20-740 626   | ND80JD RHO 626 | ND Series Storeroom Lockset  |
| 3800   | BO118  | Office                         | 20-740 626   | ND91JD RHO 626 | Vandlgard Pushbutton Lockset |
| 3800   | BO121  | Gate                           | 20-740 626   | 26-094 626     | FSIC Mortise Housing         |
| 3800   | BO122  | Gate                           | 20-740 626   | -              |                              |
| 3800   | BO123  | Gate                           | 20-740 626   | -              |                              |
| 3800   | BO124  | Enclosure                      | 47-743 626   | -              |                              |
| 3800   | BO125  | Enclosure                      | 47-743 626   | -              |                              |
| 3800   | BO126  | Gate                           | 47-743 626   | -              |                              |
| 3900   | CC100  | Room 3929                      | 20-740 626   | ND91JD RHO 626 | Vandlgard Pushbutton Lockset |
| 3900   | CC101  | -                              | -            | -              |                              |
| 3900   | CC102  | Mechanical 3930                | 20-750 626   | -              |                              |
| 3900   | CC103A | Hazardous Waste Storeroom 3938 | 20-765 626   | -              |                              |
| 3900   | CC103B | Hazardous Waste Storeroom 3938 | 20-750 626   | -              |                              |
| 3900   | CC104A | Hall                           | 20-750 626   | -              |                              |
| 3900   | CC104B | Storage 3934                   | 20-750 626   | -              |                              |
| 3900   | CC105A | Elevator Lobby 3944            | 20-750 626   | -              |                              |
| 3900   | CC105B | Receiving 3940                 | 20-765 626   | -              |                              |
| 3900   | CC106  | Room 3942                      | 20-750 626   | -              |                              |
| 3900   | CC107  | Stair #4 3936                  | 20-740 626   | 20-079 626     | FSIC Rim Housing             |
|        |        |                                | -            | 050589 US28    | 99 Series Less Dogging Plate |
|        |        |                                | -            | 090074         | NL Drive Screw               |
| 3900   | CC108  | Lecture Room #4 3934           | 20-740 626   | ND91JD RHO 626 | Vandlgard Pushbutton Lockset |
| 3900   | CC109  | Lecture Room #3 3932           | 20-740 626   | ND91JD RHO 626 | Vandlgard Pushbutton Lockset |
| 3900   | CC110  | Lecture Room #1 3922           | 20-740 626   | ND91JD RHO 626 | Vandlgard Pushbutton Lockset |

Chabot College Hardware Schedule

| Bldg # | Door # | Description                       | New Cylinder | New Hardware   | Hardware Description         |
|--------|--------|-----------------------------------|--------------|----------------|------------------------------|
| 3900   | CC111  | Lecture Room #2 3924              | 20-740 626   | ND91JD RHO 626 | Vandlgard Pushbutton Lockset |
| 3900   | CC112  | Special Projects 3926             | 20-740 626   | ND91JD RHO 626 | Vandlgard Pushbutton Lockset |
| 3900   | CC113  | Men's Restroom                    | 20-744 626   | -              |                              |
| 3900   | CC114  | Computer Lab 3906                 | 20-740 626   | -              |                              |
| 3900   | CC115  | Electrical 3908                   | 20-750 626   | -              |                              |
| 3900   | CC116  | Computer 3902                     | 20-740 626   | -              |                              |
| 3900   | CC117  | Computer 3902                     | 20-740 626   | -              |                              |
| 3900   | CC118  | Custodian 3904                    | 20-750 626   | -              |                              |
| 3900   | CC119  | Computer Lab 3906                 | 20-740 626   | -              |                              |
| 3900   | CC120  | Women's Restroom                  | 20-744 626   | -              |                              |
| 3900   | CC121  | Storage                           | 20-750 626   | -              |                              |
| 3900   | CC122  | Corridor                          | 20-765 626   | -              |                              |
|        |        |                                   | 20-765 626   | -              |                              |
| 3900   | CC123  | To Computer Lab 3906              | 20-740 626   | ND66JD RHO 626 | ND Series Store Lock         |
|        |        |                                   | 20-740 626   | -              |                              |
| 3900   | CC124  | Network Room 3912                 | 20-750 626   | -              |                              |
| 3900   | CC125  | Office 3914                       | 20-750 626   | -              |                              |
| 3900   | CC126  | Counselor's Office 3916           | 20-740 626   | ND91JD RHO 626 | Vandlgard Pushbutton Lockset |
| 3900   | CC127  | Special Projects 3918             | 20-740 626   | ND91JD RHO 626 | Vandlgard Pushbutton Lockset |
| 3900   | CC128  | Storage 3910                      | 20-750 626   | -              |                              |
| 3900   | CC200A | General Chemistry Lab #1 3901     | 20-740 626   | ND91JD RHO 626 | Vandlgard Pushbutton Lockset |
| 3900   | CC200B | General Chemistry Lab #1 3901     | 20-740 626   | ND91JD RHO 626 | Vandlgard Pushbutton Lockset |
| 3900   | CC201A | Introductory Chemistry 3921       | 20-740 626   | ND91JD RHO 626 | Vandlgard Pushbutton Lockset |
| 3900   | CC201B | Introductory Chemistry 3921       | 20-740 626   | ND91JD RHO 626 | Vandlgard Pushbutton Lockset |
| 3900   | CC202  | Women's Restroom                  | 20-744 626   | -              |                              |
| 3900   | CC203  | Men's Restroom                    | 20-744 626   | -              |                              |
| 3900   | CC204A | Allied Health Chemistry 3929      | 20-740 626   | ND91JD RHO 626 | Vandlgard Pushbutton Lockset |
| 3900   | CC204B | Allied Health Chemistry 3929      | 20-740 626   | ND91JD RHO 626 | Vandlgard Pushbutton Lockset |
| 3900   | CC205A | Storage 3935                      | 20-750 626   | -              |                              |
| 3900   | CC205B | Storage 3935 to Prep Room #5 3937 | 20-750 626   | -              |                              |
| 3900   | CC206A | Elevator Lobby 3951               | 20-750 626   | -              |                              |
| 3900   | CC206B | Elevator Lobby 3951               | 20-765 626   | -              |                              |
| 3900   | CC207A | Organic Chemistry Lab 3931        | 20-740 626   | ND91JD RHO 626 | Vandlgard Pushbutton Lockset |
| 3900   | CC207B | Organic Chemistry Lab 3931        | 20-740 626   | ND91JD RHO 626 | Vandlgard Pushbutton Lockset |
| 3900   | CC208  | Custodial Closet 3927             | 20-750 626   | -              |                              |
| 3900   | CC209A | Quantitative Chemistry 3923       | 20-740 626   | ND91JD RHO 626 | Vandlgard Pushbutton Lockset |
| 3900   | CC209B | Quantitative Chemistry 3923       | 20-740 626   | ND91JD RHO 626 | Vandlgard Pushbutton Lockset |
| 3900   | CC210A | General Chemistry Lab #2 3903     | 20-740 626   | ND91JD RHO 626 | Vandlgard Pushbutton Lockset |
| 3900   | CC210B | General Chemistry Lab #2 3903     | 20-740 626   | ND91JD RHO 626 | Vandlgard Pushbutton Lockset |
| 3900   | CC211  | Hall 3905                         | 20-740 626   | -              |                              |
| 3900   | CC212A | Prep Room 3909                    | 20-740 626   | ND91JD RHO 626 | Vandlgard Pushbutton Lockset |
| 3900   | CC212B | Prep Room 3909                    | 20-740 626   | ND91JD RHO 626 | Vandlgard Pushbutton Lockset |

Chabot College Hardware Schedule

| Bldg # | Door # | Description             | New Cylinder | New Hardware   | Hardware Description         |
|--------|--------|-------------------------|--------------|----------------|------------------------------|
| 3900   | CC212C | Prep Room 3909          | 20-740 626   | ND91JD RHO 626 | Vandlgard Pushbutton Lockset |
| 3900   | CC213A | Balance Room #2 3907    | 20-740 626   | ND91JD RHO 626 | Vandlgard Pushbutton Lockset |
| 3900   | CC213B | Balance Room #2 3907    | 20-740 626   | ND91JD RHO 626 | Vandlgard Pushbutton Lockset |
| 3900   | CC214A | Prep Room 3911          | 20-740 626   | ND91JD RHO 626 | Vandlgard Pushbutton Lockset |
| 3900   | CC214B | Prep Room 3911          | 20-740 626   | ND91JD RHO 626 | Vandlgard Pushbutton Lockset |
| 3900   | CC214C | Prep Room 3911          | 20-740 626   | ND91JD RHO 626 | Vandlgard Pushbutton Lockset |
| 3900   | CC215A | Balance Room #3 3913    | 20-740 626   | ND91JD RHO 626 | Vandlgard Pushbutton Lockset |
| 3900   | CC215B | Balance Room #3 3913    | 20-740 626   | ND91JD RHO 626 | Vandlgard Pushbutton Lockset |
| 3900   | CC216A | Balance Room #1 3919    | 20-740 626   | ND91JD RHO 626 | Vandlgard Pushbutton Lockset |
| 3900   | CC216B | Balance Room #1 3919    | 20-740 626   | ND91JD RHO 626 | Vandlgard Pushbutton Lockset |
| 3900   | CC217A | Instrument Room 3925    | 20-740 626   | ND91JD RHO 626 | Vandlgard Pushbutton Lockset |
| 3900   | CC217B | Instrument Room 3925    | 20-740 626   | ND91JD RHO 626 | Vandlgard Pushbutton Lockset |
| 3900   | CC218A | Prep Room #3 3933       | 20-740 626   | ND91JD RHO 626 | Vandlgard Pushbutton Lockset |
| 3900   | CC218B | Prep Room #3 3933       | 20-740 626   | ND91JD RHO 626 | Vandlgard Pushbutton Lockset |
| 3900   | CC219A | Prep Room #4 3955       | 20-740 626   | ND91JD RHO 626 | Vandlgard Pushbutton Lockset |
| 3900   | CC219B | Prep Room #4 3955       | 20-740 626   | ND91JD RHO 626 | Vandlgard Pushbutton Lockset |
| 3900   | CC220  | Prep Room #5 3937       | 20-740 626   | ND91JD RHO 626 | Vandlgard Pushbutton Lockset |
| 3900   | CC221  | Stair #4 3936           | -            | 050589 US28    | 99 Series Less Dogging Plate |
| 3900   | CC222  | Work Area #1 3939       | 20-740 626   | ND91JD RHO 626 | Vandlgard Pushbutton Lockset |
| 3900   | CC223  | Stair #4 Roof Access    | 20-750 626   | -              |                              |
| 3900   | CC224  | Poisons Storeroom 3941  | 20-750 626   | -              |                              |
| 3900   | CC225  | Oxidizer Storeroom 3953 | 20-750 626   | -              |                              |
| 3900   | CC226  | Flammables Storage 3942 | 20-750 626   | -              |                              |
| 3900   | CC227  | Acids Storage 3945      | 20-750 626   | -              |                              |
| 3900   | CC228  | Bases Storeroom 3947    | 20-750 626   | -              |                              |
| 3900   | CC229  | Roof Access             | 20-750 626   | -              |                              |
|        |        |                         | 20-750 626   | -              |                              |
| 3900   | CC-P1  | Locker Padlock          | 47-743 626   | -              |                              |
| 4000   | ST100  | Lobby 4000              | 20-740 626   | 090074         | NL Drive Screw               |
|        |        |                         | -            | -              |                              |
|        |        |                         | 20-771 626   | -              |                              |
| 4000   | ST101  | Fire Riser              | 20-740 626   | -              |                              |
| 4000   | ST102  | Strength Center 4000    | 20-740 626   | 090074         | NL Drive Screw               |
|        |        |                         | -            | -              |                              |
|        |        |                         | 20-771 626   | -              |                              |
| 4000   | ST103  | Stairs                  | 20-740 626   | 050589 US28    | 99 Series Less Dogging Plate |
| 4000   | ST104  | Strength Center 4000    | 20-740 626   | 090074         | NL Drive Screw               |
|        |        |                         | -            | -              |                              |
|        |        |                         | 20-771 626   | -              |                              |
| 4000   | ST105  | Strength Center 4000    | 20-740 626   | 090074         | NL Drive Screw               |
|        |        |                         | -            | -              |                              |
|        |        |                         | 20-771 626   | -              |                              |

Chabot College Hardware Schedule

| Bldg #    | Door # | Description                 | New Cylinder | New Hardware | Hardware Description         |
|-----------|--------|-----------------------------|--------------|--------------|------------------------------|
| 4000      | ST106  | Vestibule 4002A             | 20-740 626   | -            |                              |
| 4000      | ST107  | Elevator Machine Room 4002B | 20-740 626   | -            |                              |
| 4000      | ST108  | Mechanical Room             | 20-740 626   | -            |                              |
| 4000      | ST109  | MDF/Electrical Room 4003    | 20-740 626   | -            |                              |
| 4000      | ST110  | Janitor 4005                | 20-740 626   | -            |                              |
| 4000      | ST111  | All Gender Restroom         | -            | -            |                              |
| 4000      | ST112  | Storage 4006                | 20-740 626   | -            |                              |
| 4000      | ST113  | Gate                        | 20-740 626   | 050589 US28  | 99 Series Less Dogging Plate |
|           |        |                             | -            | 090074       | NL Drive Screw               |
| 4000      | ST114  | Gate                        | 20-740 626   | -            |                              |
| 4000      | ST200  | Fitness Center 4051         | 20-740 626   | 090074       | NL Drive Screw               |
|           |        |                             | -            | -            |                              |
|           |        |                             | 20-771 626   | -            |                              |
| 4000      | ST201  | Women's Restroom            | -            | -            |                              |
| 4000      | ST202  | Women's Shower 4053S        | -            | -            |                              |
| 4000      | ST203  | Men's Shower 4052S          | -            | -            |                              |
| 4000      | ST204  | Men's Locker Room           | 20-740 626   | -            |                              |
| 4000      | ST205  | Men's Restroom              | -            | -            |                              |
| 4000      | ST206  | Electrical                  | 20-740 626   | -            |                              |
| 4000      | ST207  | Janitor 4055                | 20-740 626   | -            |                              |
| 4000      | ST208  | Fitness Center 4051         | -            | -            |                              |
| 4000      | ST209  | Women's Locker Room         | 20-740 626   | -            |                              |
| Athletics | AF100  | Concession Stand            | 20-765 626   | -            |                              |
| Athletics | AF101  | Concession Stand            | 20-750 626   | -            |                              |
| Athletics | AF102  | Track Storage               | 20-765 626   | -            |                              |
| Athletics | AF103  | Football Storage            | 20-765 626   | -            |                              |
| Athletics | AF104  | Softball Dugout             | 20-765 626   | -            |                              |
| Athletics | AF105  | Softball Storage            | 47-743 626   | -            |                              |
| Athletics | AF106  | Softball Field              | 47-743 626   | -            |                              |
| Athletics | AF107  | Announcer Booth             | 20-765 626   | -            |                              |
| Athletics | AF108  | Softball Dugout SD2         | 20-765 626   | -            |                              |
| Athletics | AF109  | Softball Storage            | 47-743 626   | -            |                              |
| Athletics | AF110  | Batting Cages               | 47-743 626   | -            |                              |
| Athletics | AF111  | Batting Cages               | 47-743 626   | -            |                              |
| Athletics | AF112  | Softball Field              | 47-743 626   | -            |                              |
| Athletics | AF113  | Women's Restroom            | 20-765 626   | -            |                              |
| Athletics | AF114  | Storage                     | 20-765 626   | -            |                              |
| Athletics | AF115  | Storage                     | 20-765 626   | -            |                              |
| Athletics | AF116  | Men's Restroom              | 20-765 626   | -            |                              |
| Athletics | AF117  | Cabinet                     | 47-743 626   | -            |                              |
| Athletics | AF118  | Cabinet                     | 47-743 626   | -            |                              |
| Athletics | AF119  | Electrical Enclosure        | 47-743 626   | -            |                              |

Chabot College Hardware Schedule

| Bldg #    | Door # | Description                                     | New Cylinder | New Hardware   | Hardware Description         |
|-----------|--------|---|--------------|----------------|------------------------------|
| Athletics | AF120  | Rec Field                                       | 47-743 626   | -              |                              |
| Athletics | AF121  | Rec Field                                       | 47-743 626   | -              |                              |
| Athletics | AF122  | Electrical Enclosure                            | 47-743 626   | -              |                              |
| Athletics | AF123  | Baseball Field                                  | 47-743 626   | -              |                              |
| Athletics | AF124  | Announcer's Booth                               | 20-740 626   | -              |                              |
| Athletics | AF125  | Women's Restroom                                | 20-740 626   | -              |                              |
| Athletics | AF126  | Storage   | 20-740 626   | -              |                              |
| Athletics | AF127  | Storage   | 20-740 626   | -              |                              |
| Athletics | AF128  | Men's Restroom                                  | 20-740 626   | -              |                              |
| Athletics | AF129  | Gate  | 47-743 626   | -              |                              |
| Athletics | AF130  | Storage Container                               | 47-743 626   | -              |                              |
| Athletics | AF131  | Switch  | 47-743 626   | -              |                              |
| Athletics | AF132  | Soccer Gate                                     | 47-743 626   | -              |                              |
| Athletics | AF133  | Soccer Gate                                     | 47-743 626   | -              |                              |
| Athletics | AF134  | Fire Department Electrical Disconnect Enclosure | 47-743 626   | -              |                              |
| Athletics | AF135  | Athletic Fields Gate                            | 47-743 626   | -              |                              |
| Athletics | AF136  | Soccer Gate                                     | 47-743 626   | -              |                              |
| Athletics | AF137  | Tennis Gate                                     | 47-743 626   | -              |                              |
| Athletics | AF138  | Tennis Gate                                     | 47-743 626   | -              |                              |
| Athletics | AF139  | Tennis Gate                                     | 47-743 626   | -              |                              |
| Athletics | AF140  | Electrical                                      | 47-743 626   | -              |                              |
| Athletics | AF141  | Electrical Enclosure                            | 47-743 626   | -              |                              |
| Athletics | AF142  | Electrical                                      | 47-743 626   | -              |                              |
| Athletics | AF143  | Electrical                                      | 47-743 626   | -              |                              |
| Athletics | AF144  | Tennis Gate                                     | 47-743 626   | -              |                              |
| Athletics | AF145  | Tennis Gate                                     | 47-743 626   | -              |                              |
| Athletics | AF146  | Tennis Gate                                     | 47-743 626   | -              |                              |
| Athletics | AF147  | Tennis Gate                                     | 20-740 626   | -              |                              |
| Athletics | AF148  | Tennis Storage                                  | 20-765 626   | -              |                              |
| Athletics | AF149  | Tennis Storage                                  | 20-740 626   | 26-094 626     | FSIC Mortise Housing         |
|           |        |   | 20-740 626   | 26-094 626     | FSIC Mortise Housing         |
| Athletics | AF150  | Tennis Storage                                  | 20-740 626   | 26-094 626     | FSIC Mortise Housing         |
|           |        |   | 20-740 626   | 26-094 626     | FSIC Mortise Housing         |
| Athletics | AF151  | Shed  | 47-743 626   | -              |                              |
|           |        |   | 47-743 626   | -              |                              |
| Athletics | AF152  | Tennis Gate                                     | 47-743 626   | -              |                              |
| Athletics | AF153  | Tennis Gate                                     | 47-743 626   | -              |                              |
| Athletics | AF154  | Tennis Gate                                     | 47-743 626   | -              |                              |
| Athletics | AF155  | Tennis Gate                                     | 47-743 626   | -              |                              |
| Athletics | AF156  | Announcer's Booth                               | 20-765 626   | -              |                              |
| Athletics | AF157  | Sign Switch                                     | 47-743 626   | -              |                              |
| Portables | PS100  | Facilities Management Office                    | 20-740 626   | ND91JD RHO 626 | Vandlgard Pushbutton Lockset |

Chabot College Hardware Schedule

| Bldg #    | Door # | Description                  | New Cylinder | New Hardware        | Hardware Description         |
|-----------|--------|------------------------------|--------------|---------------------|------------------------------|
|           |        |                              | -            | BF-161 PC           | Deadbolt Hole Filler         |
|           |        |                              | -            | EF-161-S PC         | Edge Filler Plate            |
|           |        |                              | -            | EF-161 PC           | Edge Filler Plate            |
| Portables | PS101  | Facilities Management Office | 20-740 626   | ND91JD RHO 626      | Vandlgard Pushbutton Lockset |
|           |        |                              | -            | BF-161 PC           | Deadbolt Hole Filler         |
|           |        |                              | -            | EF-161-S PC         | Edge Filler Plate            |
|           |        |                              | -            | EF-161 PC           | Edge Filler Plate            |
| Portables | PS102  | Facilities Management Office | 20-740 626   | ND91JD RHO 626      | Vandlgard Pushbutton Lockset |
|           |        |                              | -            | BF-161 PC           | Deadbolt Hole Filler         |
|           |        |                              | -            | EF-161-S PC         | Edge Filler Plate            |
|           |        |                              | -            | EF-161 PC           | Edge Filler Plate            |
| Portables | PS103  | Facilities Management Office | 20-740 626   | ND91JD RHO 626      | Vandlgard Pushbutton Lockset |
|           |        |                              | -            | BF-161 PC           | Deadbolt Hole Filler         |
|           |        |                              | -            | EF-161-S PC         | Edge Filler Plate            |
|           |        |                              | -            | EF-161 PC           | Edge Filler Plate            |
| Portables | PS104  | Facilities Management Office | 20-740 626   | ND91JD RHO 626      | Vandlgard Pushbutton Lockset |
|           |        |                              | -            | BF-161 PC           | Deadbolt Hole Filler         |
|           |        |                              | -            | EF-161-S PC         | Edge Filler Plate            |
|           |        |                              | -            | EF-161 PC           | Edge Filler Plate            |
| Portables | PS105  | Facilities Management Office | -            | -                   |                              |
| Portables | PS106  | Facilities Management Office | -            | -                   |                              |
| Ramp      | RS101  | Electrical                   | 20-750 626   | -                   |                              |
| Ramp      | RS102  | Electrical                   | 20-750 626   | -                   |                              |
| Pool      | PG100  | Pool Entrance                | 20-740 626   | 090074              | NL Drive Screw               |
|           |        |                              | 20-740 626   | 26-094 626 XQ11-948 | FSIC Mortise Housing         |
|           |        |                              | -            | 050115 US28         | 33A/99 CD Conversion Kit     |
|           |        |                              | 20-740 626   | 26-094 626 XQ11-948 | FSIC Mortise Housing         |
|           |        |                              | -            | 050115 US28         | 33A/99 CD Conversion Kit     |
| Pool      | PG101  | Pool Entrance                | 20-740 626   | 090074              | NL Drive Screw               |
|           |        |                              | 20-740 626   | 26-094 626 XQ11-948 | FSIC Mortise Housing         |
|           |        |                              | -            | 050115 US28         | 33A/99 CD Conversion Kit     |
|           |        |                              | 20-740 626   | 26-094 626 XQ11-948 | FSIC Mortise Housing         |
|           |        |                              | -            | 050115 US28         | 33A/99 CD Conversion Kit     |
| Pool      | PG102  | Pool Gate                    | 20-740 626   | 090074              | NL Drive Screw               |
|           |        |                              | 20-740 626   | 26-094 626 XQ11-948 | FSIC Mortise Housing         |
|           |        |                              | -            | 050115 US28         | 33A/99 CD Conversion Kit     |
|           |        |                              | 20-740 626   | 090074              | NL Drive Screw               |
|           |        |                              | 20-740 626   | 26-094 626 XQ11-948 | FSIC Mortise Housing         |
|           |        |                              | -            | 050115 US28         | 33A/99 CD Conversion Kit     |
| Pool      | PG103  | Pool Gate                    | 20-740 626   | 090074              | NL Drive Screw               |
|           |        |                              | 20-740 626   | 26-094 626 XQ11-948 | FSIC Mortise Housing         |
|           |        |                              | -            | 050115 US28         | 33A/99 CD Conversion Kit     |



Chabot College Hardware Schedule

| Bldg # | Door # | Description  | New Cylinder | New Hardware        | Hardware Description     |
|--------|--------|--------------|--------------|---------------------|--------------------------|
|        |        |              | 20-740 626   | 090074              | NL Drive Screw           |
|        |        |              | 20-740 626   | 26-094 626 XQ11-948 | FSIC Mortise Housing     |
|        |        |              | -            | 050115 US28         | 33A/99 CD Conversion Kit |
| Pool   | PG104  | Pool Gate    | 20-740 626   | 090074              | NL Drive Screw           |
|        |        |              | 20-740 626   | 26-094 626 XQ11-948 | FSIC Mortise Housing     |
|        |        |              | -            | 050115 US28         | 33A/99 CD Conversion Kit |
|        |        |              | 20-740 626   | 090074              | NL Drive Screw           |
|        |        |              | 20-740 626   | 26-094 626 XQ11-948 | FSIC Mortise Housing     |
|        |        |              | -            | 050115 US28         | 33A/99 CD Conversion Kit |
| Pool   | PG105  | Pool Gate    | 20-740 626   | 090074              | NL Drive Screw           |
|        |        |              | 20-740 626   | 26-094 626 XQ11-948 | FSIC Mortise Housing     |
|        |        |              | -            | 050115 US28         | 33A/99 CD Conversion Kit |
|        |        |              | 20-740 626   | 090074              | NL Drive Screw           |
|        |        |              | 20-740 626   | 26-094 626 XQ11-948 | FSIC Mortise Housing     |
|        |        |              | -            | 050115 US28         | 33A/99 CD Conversion Kit |
| Pool   | PG106  | Pool Gate    | -            | -                   |                          |
|        |        |              | 20-740 626   | -                   |                          |
| Pool   | PG107  | Pool Gate    | 47-743 626   | -                   |                          |
| Pool   | PG108  | Pool Gate    | 20-740 626   | -                   |                          |
|        |        |              | 47-743 626   | -                   |                          |
| Pool   | PG109  | Pool Gate    | 47-743 626   | -                   |                          |
| Pool   | PG110  | Pool Gate    | 47-743 626   | -                   |                          |
| Pool   | PG111  | Storage      | 20-750 626   | -                   |                          |
| Pool   | PG112  | Storage      | 20-750 626   | -                   |                          |
| Pool   | PG113  | Storage      | 20-740 626   | 090074              | NL Drive Screw           |
| Pool   | PG114  | Shed         | 20-740 626   | -                   |                          |
|        |        |              | 20-744 626   | -                   |                          |
|        |        |              | 20-744 626   | -                   |                          |
| Pool   | PG115  | Storage      | 20-740 626   | 090074              | NL Drive Screw           |
| Hall   | HO100  | Hall of Fame | 20-740 626   | 090074              | NL Drive Screw           |
|        |        |              | 20-740 626   | 26-094 626 XQ11-948 | FSIC Mortise Housing     |
|        |        |              | -            | 050115 US28         | 33A/99 CD Conversion Kit |
|        |        |              | 20-740 626   | 26-094 626 XQ11-948 | FSIC Mortise Housing     |
|        |        |              | -            | 050115 US28         | 33A/99 CD Conversion Kit |
| Hall   | HO101  | Hall of Fame | 20-740 626   | 090074              | NL Drive Screw           |
|        |        |              | 20-740 626   | 26-094 626 XQ11-948 | FSIC Mortise Housing     |
|        |        |              | -            | 050115 US28         | 33A/99 CD Conversion Kit |
|        |        |              | 20-740 626   | 26-094 626 XQ11-948 | FSIC Mortise Housing     |
|        |        |              | -            | 050115 US28         | 33A/99 CD Conversion Kit |



**OPENING**  
TECHNOLOGIES, INC.

2050 COMMERCE AVENUE  
CONCORD, CA 94520

PHONE: 925.674.6900  
FAX: 925.674.6995

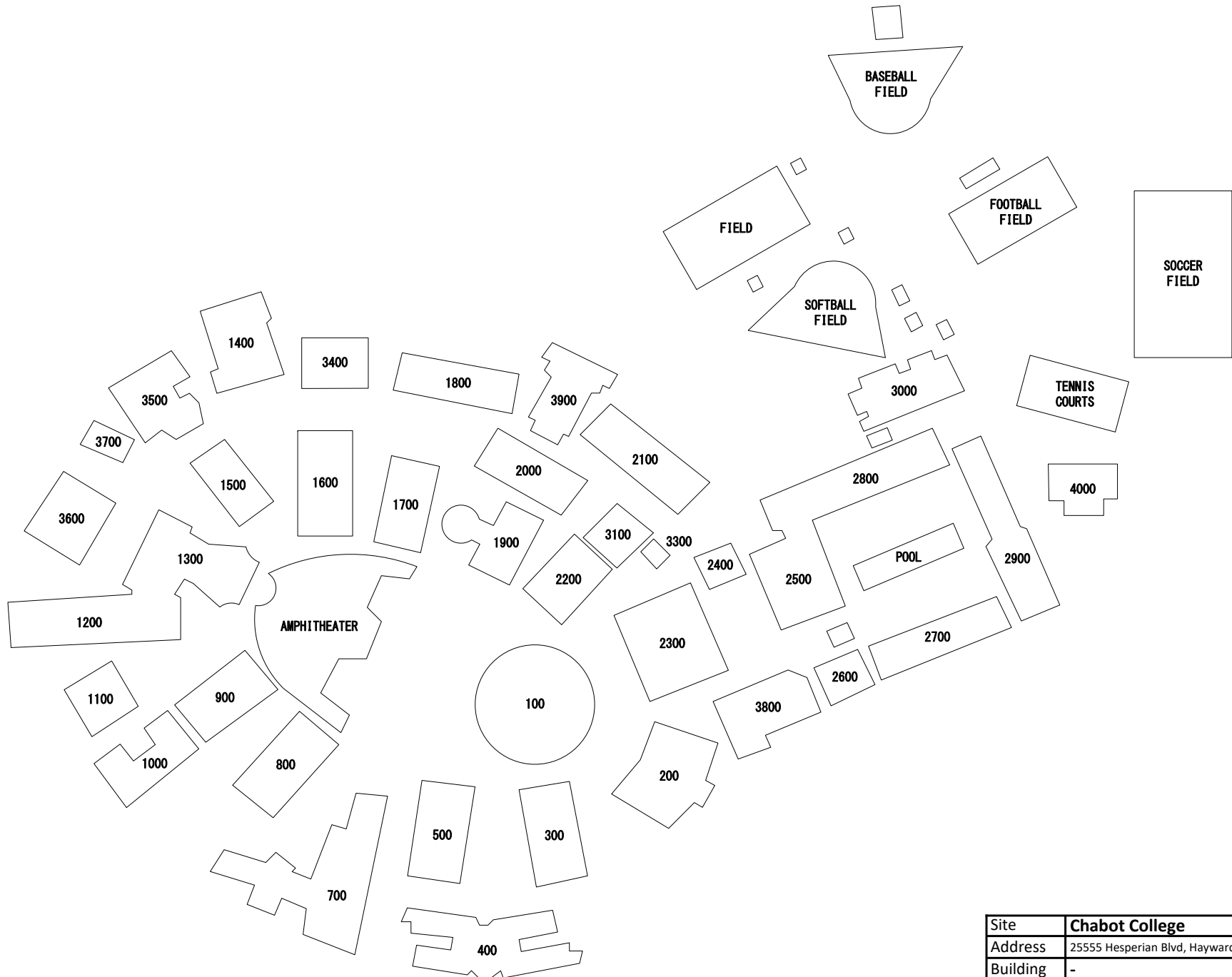
Disclaimer: The detail provided in this document is intended to assist in the planning or installation of products and is not drawn to scale. This drawing is not endorsed by any manufacturer and includes no warranty for errors or omissions. Persons referencing this document do so at their own risk and should exercise due diligence and caution. This document is copyrighted and not for distribution or duplication, all rights reserved. © 2018



**Chabot Las Positas Community College District**

DATE  
12/14/2018

SHEET  
**A2.1**



|          |   |
|----------|---|
| Site     | <b>Chabot College</b>                   |
| Address  | 25555 Hesperian Blvd, Hayward, CA 94545 |
| Building | -                                       |
| Sector   | <b>Site Overview</b>                    |



**OPENING TECHNOLOGIES, INC.**

2050 COMMERCE AVENUE PHONE: 925.674.6900  
CONCORD, CA 94520 FAX: 925.674.6995

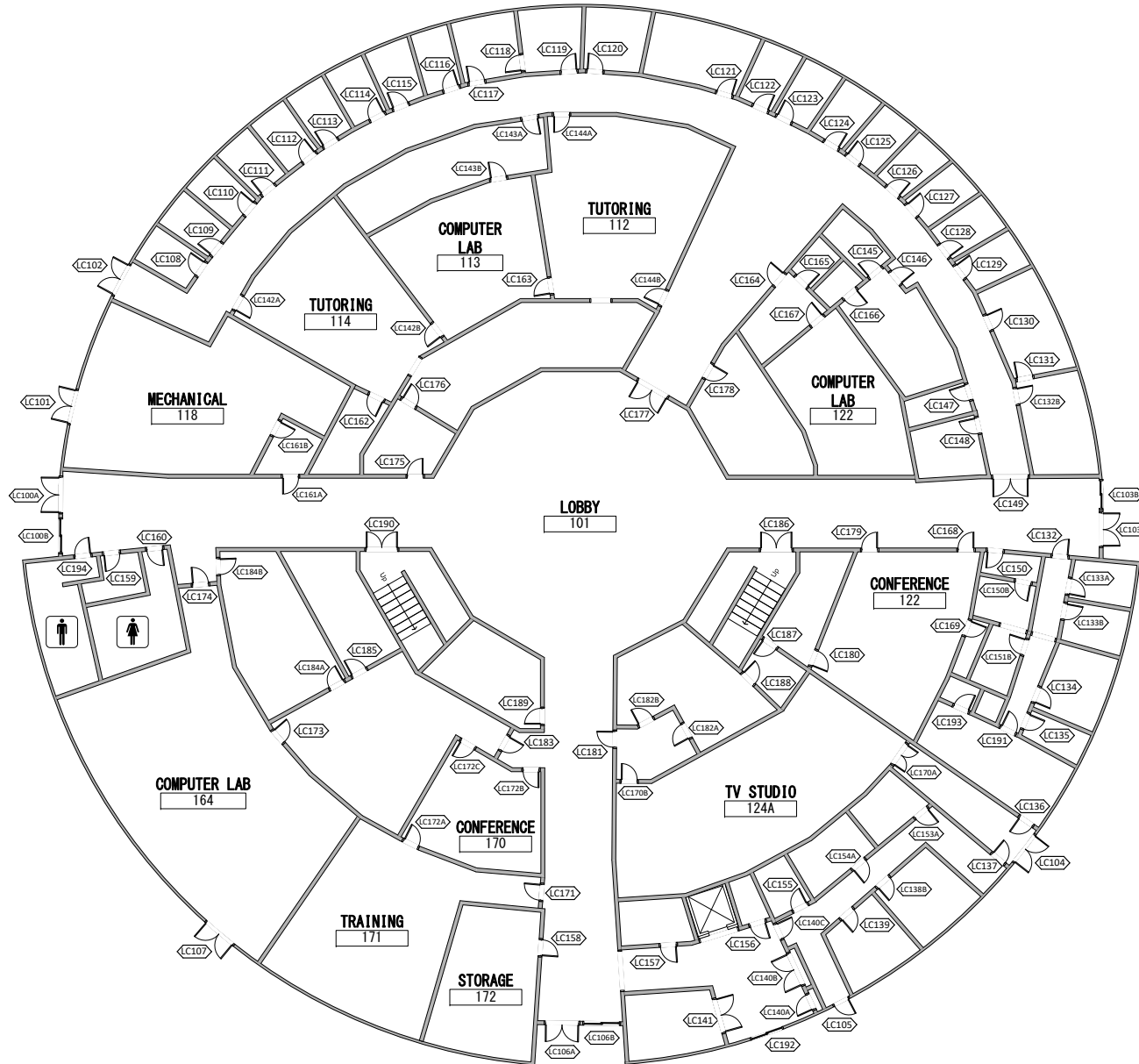
**Disclaimer:** The detail provided in this document is intended to assist in the planning or installation of products and is not drawn to scale. This drawing is not endorsed by any manufacturer and includes no warranty for errors or omissions. Persons referencing this document do so at their own risk and should exercise due diligence and caution. This document is copyrighted and not for distribution or duplication, all rights reserved. © 2018



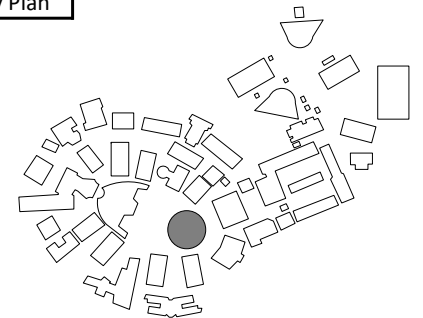
**Chabot Las Positas Community College District**

DATE  
12/14/2018

SHEET  
**A2.2**



|          |   |
|----------|---|
| Site     | <b>Chabot College</b>                   |
| Address  | 25555 Hesperian Blvd, Hayward, CA 94545 |
| Building | <b>100 - Learning Resource Center</b>   |
| Sector   | <b>1<sup>st</sup> Floor</b>             |
| Key Plan |   |





**OPENING TECHNOLOGIES, INC.**

2050 COMMERCE AVENUE  
CONCORD, CA 94520

PHONE: 925.674.6900  
FAX: 925.674.6995

**Disclaimer:** The detail provided in this document is intended to assist in the planning or installation of products and is not drawn to scale. This drawing is not endorsed by any manufacturer and includes no warranty for errors or omissions. Persons referencing this document do so at their own risk and should exercise due diligence and caution. This document is copyrighted and not for distribution or duplication, all rights reserved. © 2018



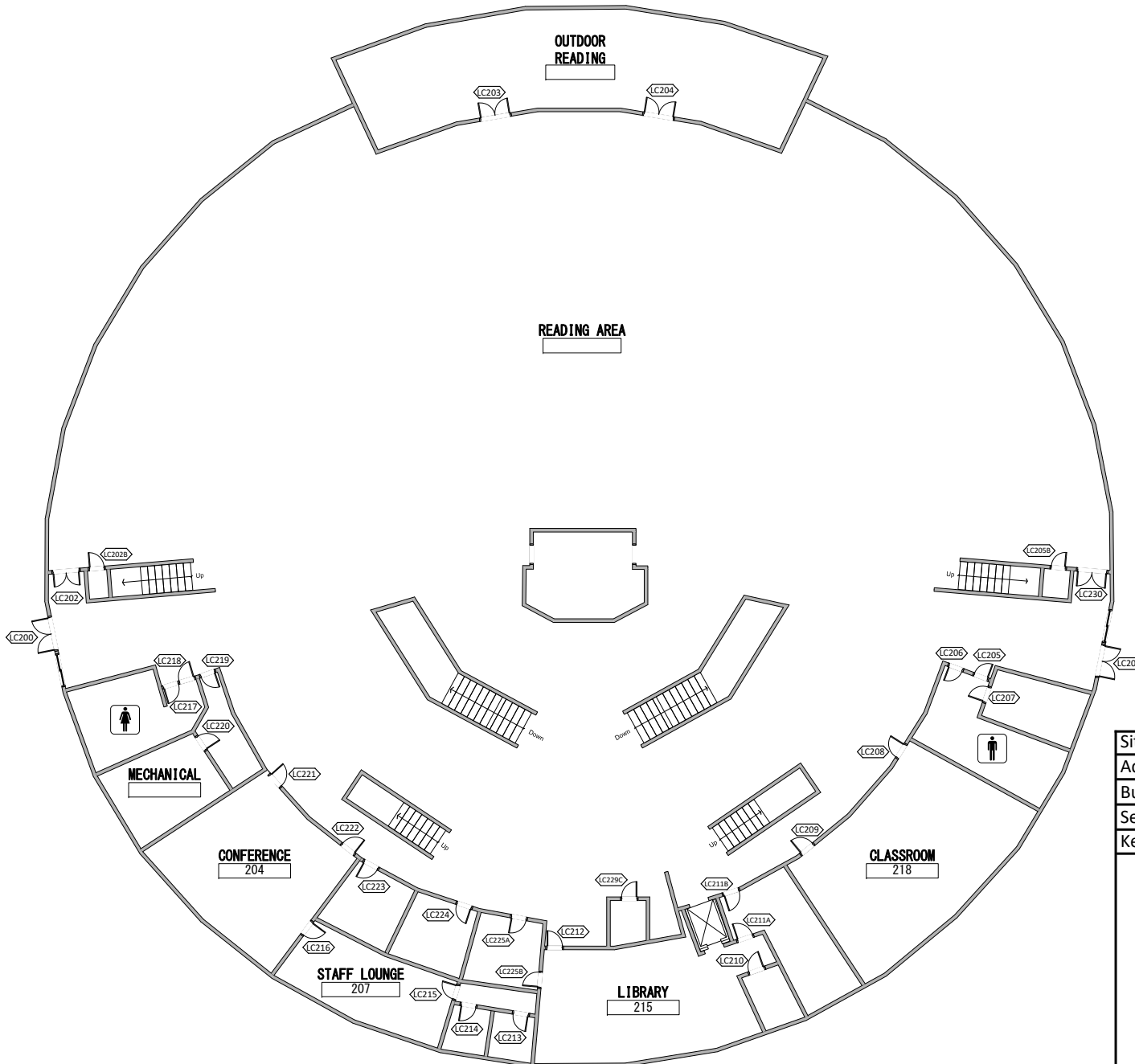
**Chabot Las Positas Community College District**

DATE

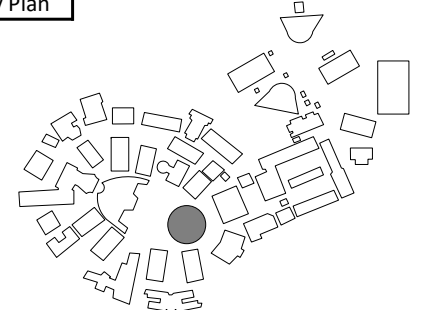
12/14/2018

SHEET

**A2.3**



|          |   |
|----------|---|
| Site     | <b>Chabot College</b>                   |
| Address  | 25555 Hesperian Blvd, Hayward, CA 94545 |
| Building | <b>100 - Learning Resource Center</b>   |
| Sector   | <b>2nd Floor</b>                        |
| Key Plan |   |





**OPENING**  
TECHNOLOGIES, INC.

2050 COMMERCE AVENUE  
CONCORD, CA 94520

PHONE: 925.674.6900  
FAX: 925.674.6995

**Disclaimer:** The detail provided in this document is intended to assist in the planning or installation of products and is not drawn to scale. This drawing is not endorsed by any manufacturer and includes no warranty for errors or omissions. Persons referencing this document do so at their own risk and should exercise due diligence and caution. This document is copyrighted and not for distribution or duplication, all rights reserved. © 2018



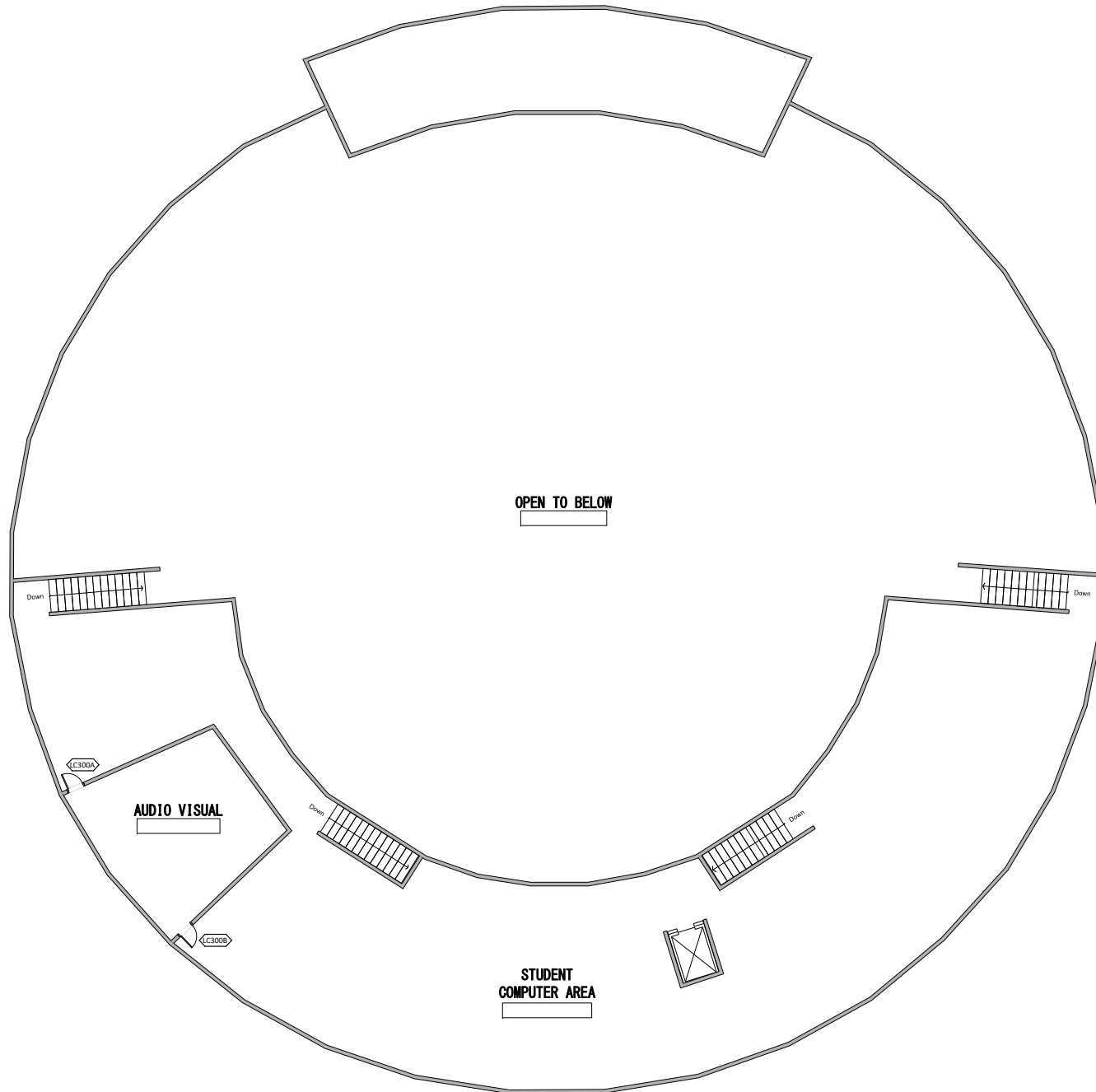
**Chabot Las Positas Community College District**

DATE

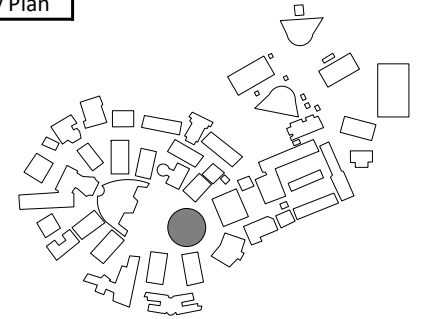
12/14/2018

SHEET

**A2.4**



|          |   |
|----------|---|
| Site     | <b>Chabot College</b>                   |
| Address  | 25555 Hesperian Blvd, Hayward, CA 94545 |
| Building | <b>100 - Learning Resource Center</b>   |
| Sector   | <b>3<sup>rd</sup> Floor</b>             |
| Key Plan |   |





OPENING TECHNOLOGIES, INC.

2050 COMMERCE AVENUE PHONE: 925.674.6900  
CONCORD, CA 94520 FAX: 925.674.6995

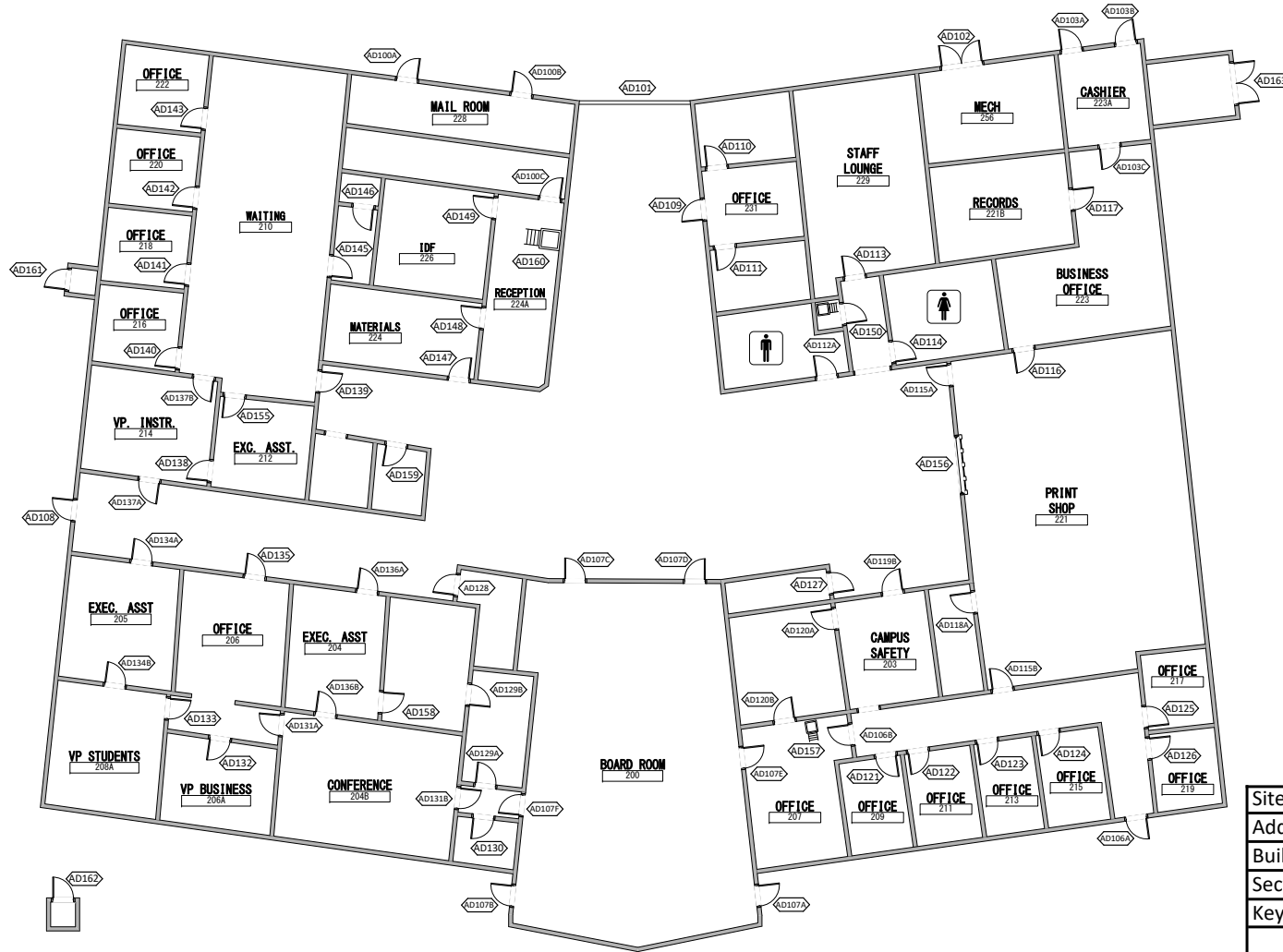
Disclaimer: The detail provided in this document is intended to assist in the planning or installation of products and is not drawn to scale. This drawing is not endorsed by any manufacturer and includes no warranty for errors or omissions. Persons referencing this document do so at their own risk and should exercise due diligence and caution. This document is copyrighted and not for distribution or duplication, all rights reserved. © 2018



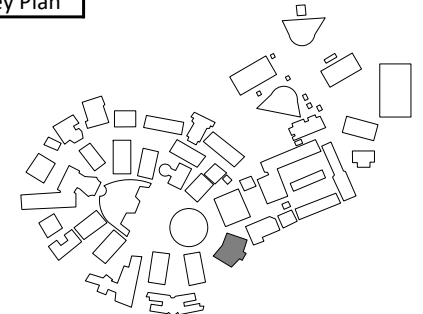
Chabot Las Positas Community College District

DATE  
12/14/2018

SHEET  
A2.2



|          |   |
|----------|---|
| Site     | Chabot College                          |
| Address  | 25555 Hesperian Blvd, Hayward, CA 94545 |
| Building | 200 - Admin                             |
| Sector   | 1 <sup>st</sup> Floor                   |
| Key Plan |   |





**OPENING**  
TECHNOLOGIES, INC.

2050 COMMERCE AVENUE  
CONCORD, CA 94520

PHONE: 925.674.6900  
FAX: 925.674.6995

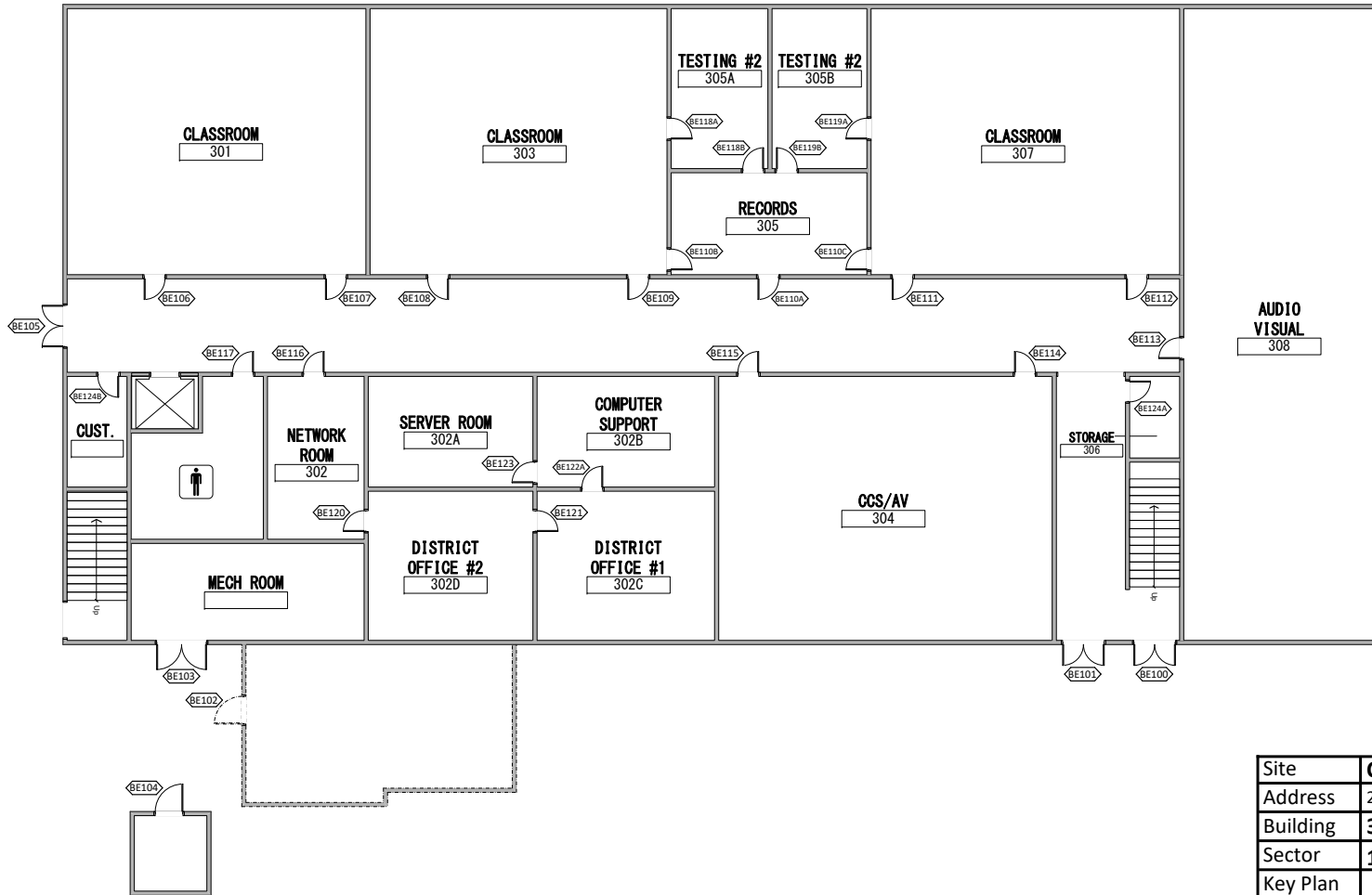
Disclaimer: The detail provided in this document is intended to assist in the planning or installation of products and is not drawn to scale. This drawing is not endorsed by any manufacturer and includes no warranty for errors or omissions. Persons referencing this document do so at their own risk and should exercise due diligence and caution. This document is copyrighted and not for distribution or duplication, all rights reserved. © 2018



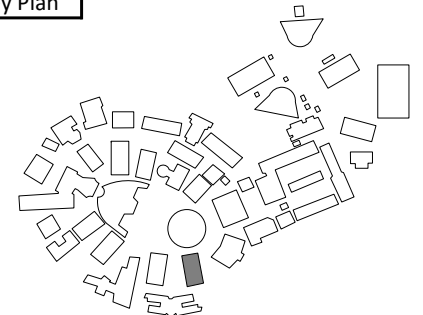
**Chabot Las Positas Community College District**

DATE  
12/14/2018

SHEET  
**A2.2**



|          |   |
|----------|---|
| Site     | <b>Chabot College</b>                   |
| Address  | 25555 Hesperian Blvd, Hayward, CA 94545 |
| Building | <b>300 - Business Education</b>         |
| Sector   | <b>1<sup>st</sup> Floor</b>             |
| Key Plan |   |





**OPENING**  
TECHNOLOGIES, INC.

2050 COMMERCE AVENUE  
CONCORD, CA 94520  
PHONE: 925.674.6900  
FAX: 925.674.6995

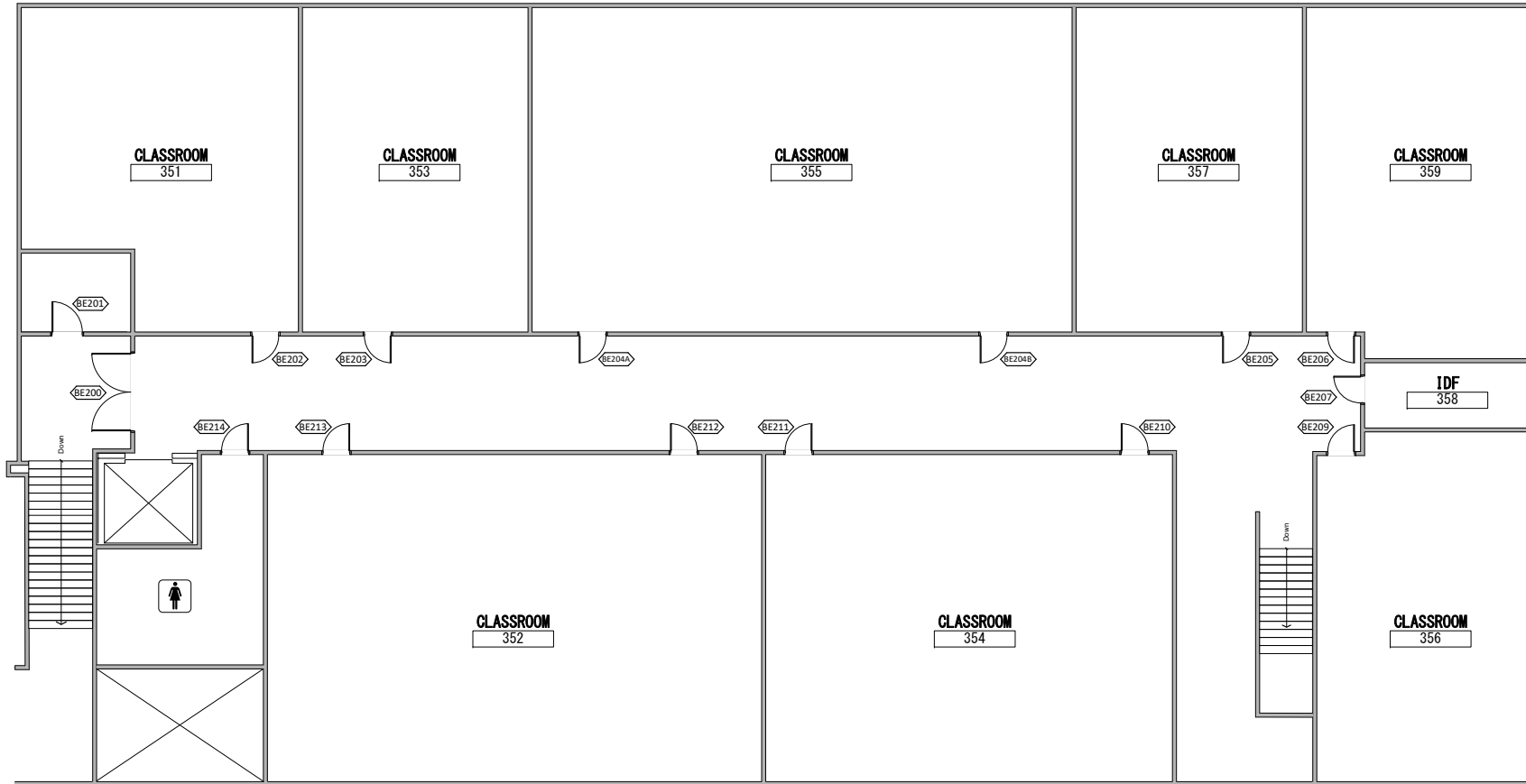
Disclaimer: The detail provided in this document is intended to assist in the planning or installation of products and is not drawn to scale. This drawing is not endorsed by any manufacturer and includes no warranty for errors or omissions. Persons referencing this document do so at their own risk and should exercise due diligence and caution. This document is copyrighted and not for distribution or duplication, all rights reserved. © 2018



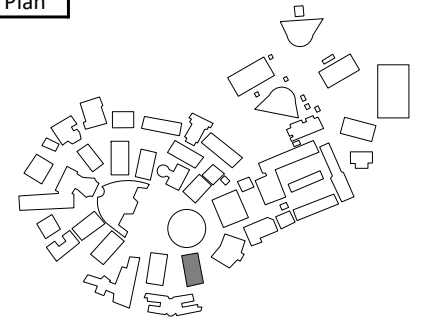
**Chabot Las Positas Community College District**

DATE  
12/14/2018

SHEET  
**A2.3**



|          |   |
|----------|---|
| Site     | <b>Chabot College</b>                   |
| Address  | 25555 Hesperian Blvd, Hayward, CA 94545 |
| Building | <b>300 - Business Education</b>         |
| Sector   | <b>2<sup>nd</sup> Floor</b>             |
| Key Plan |   |







**OPENING TECHNOLOGIES, INC.**

2050 COMMERCE AVENUE PHONE: 925.674.6900  
CONCORD, CA 94520 FAX: 925.674.6995

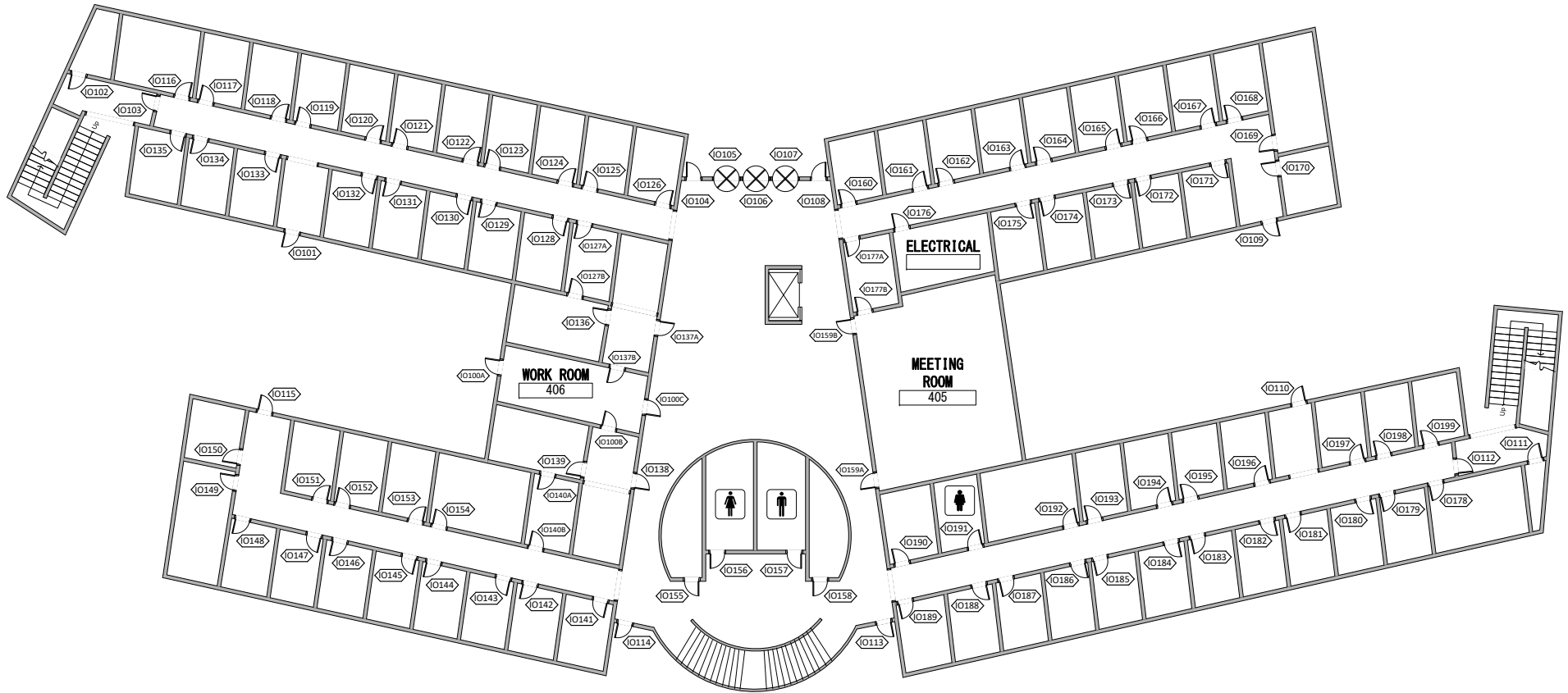
**Disclaimer:** The detail provided in this document is intended to assist in the planning or installation of products and is not drawn to scale. This drawing is not endorsed by any manufacturer and includes no warranty for errors or omissions. Persons referencing this document do so at their own risk and should exercise due diligence and caution. This document is copyrighted and not for distribution or duplication, all rights reserved. © 2018



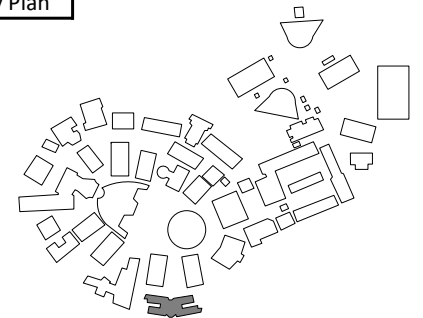
**Chabot Las Positas Community College District**

DATE  
12/14/2018

SHEET  
**A2.2**



|          |   |
|----------|---|
| Site     | <b>Chabot College</b>                   |
| Address  | 25555 Hesperian Blvd, Hayward, CA 94545 |
| Building | <b>400 - Instructional Office</b>       |
| Sector   | <b>1<sup>st</sup> Floor</b>             |
| Key Plan |   |





**OPENING**  
TECHNOLOGIES, INC.

2050 COMMERCE AVENUE PHONE: 925.674.6900  
CONCORD, CA 94520 FAX: 925.674.6995

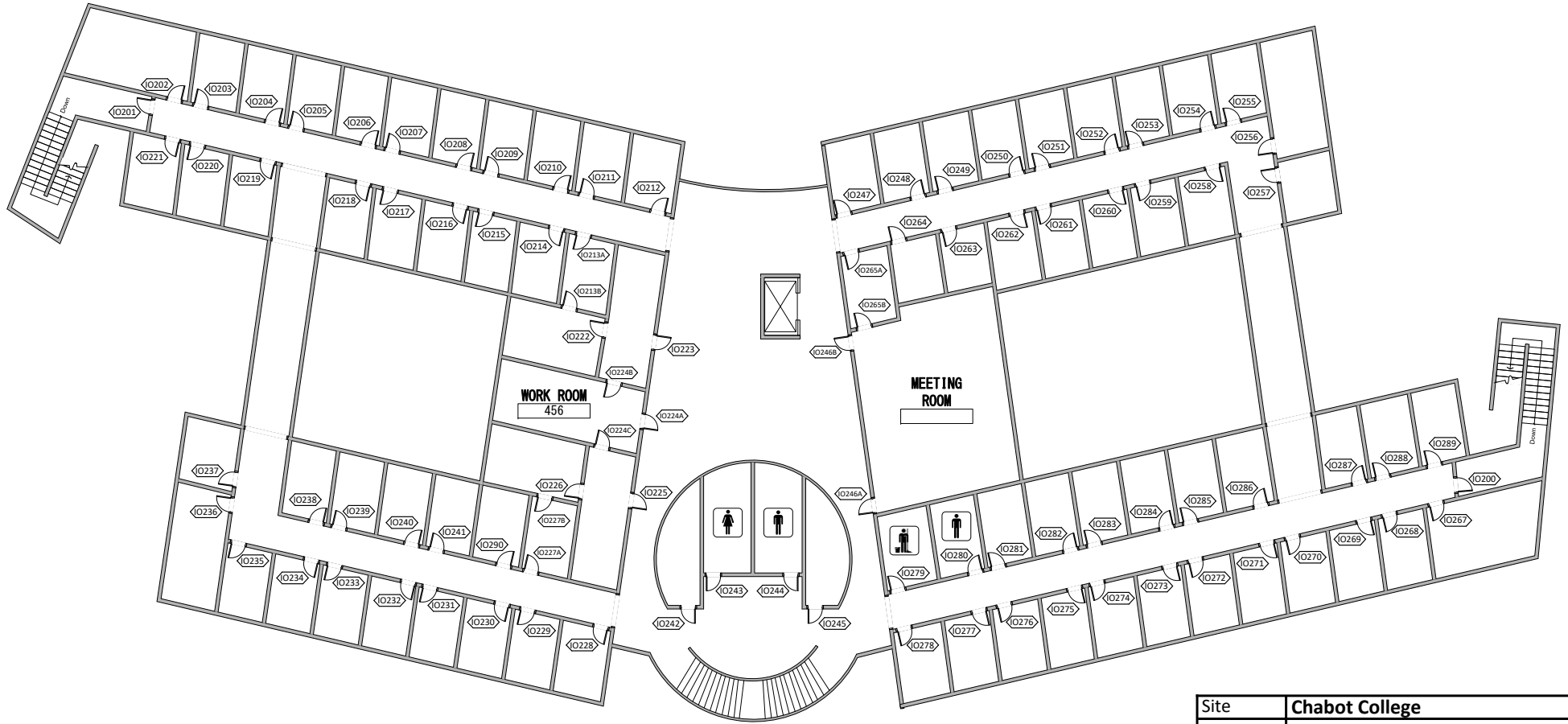
Disclaimer: The detail provided in this document is intended to assist in the planning or installation of products and is not drawn to scale. This drawing is not endorsed by any manufacturer and includes no warranty for errors or omissions. Persons referencing this document do so at their own risk and should exercise due diligence and caution. This document is copyrighted and not for distribution or duplication, all rights reserved. © 2018



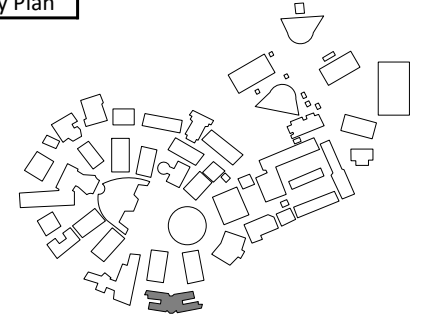
**Chabot Las Positas Community College District**

DATE  
12/14/2018

SHEET  
**A2.3**



|          |   |
|----------|---|
| Site     | <b>Chabot College</b>                   |
| Address  | 25555 Hesperian Blvd, Hayward, CA 94545 |
| Building | <b>400 - Instructional Office</b>       |
| Sector   | <b>2<sup>nd</sup> Floor</b>             |
| Key Plan |   |





OPENING TECHNOLOGIES, INC.

2050 COMMERCE AVENUE  
CONCORD, CA 94520

PHONE: 925.674.6900  
FAX: 925.674.6995


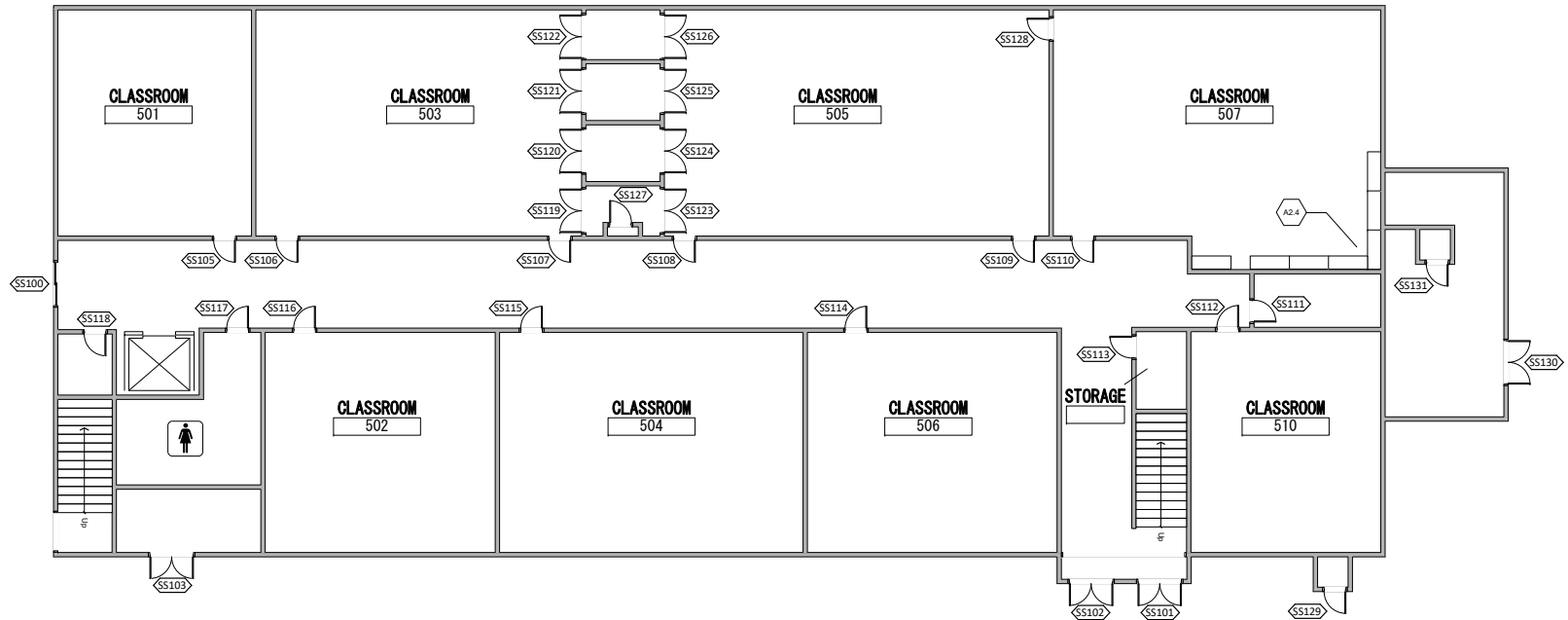
Disclaimer: The detail provided in this document is intended to assist in the planning or installation of products and is not drawn to scale. This drawing is not endorsed by any manufacturer and includes no warranty for errors or omissions. Persons referencing this document do so at their own risk and should exercise due diligence and caution. This document is copyrighted and not for distribution or duplication, all rights reserved. © 2018



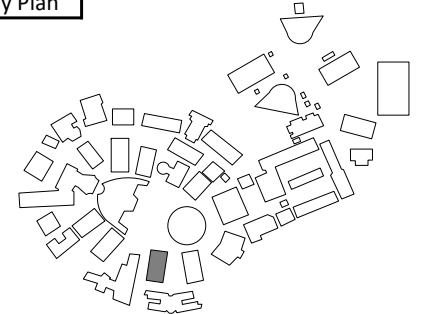
Chabot Las Positas Community College District

DATE  
12/14/2018

SHEET  
A2.2



|          |   |
|----------|---|
| Site     | Chabot College                          |
| Address  | 25555 Hesperian Blvd, Hayward, CA 94545 |
| Building | 500 - Social Science                    |
| Sector   | 1 <sup>st</sup> Floor                   |
| Key Plan |   |





**OPENING**  
TECHNOLOGIES, INC.

2050 COMMERCE AVENUE PHONE: 925.674.6900  
CONCORD, CA 94520 FAX: 925.674.6995

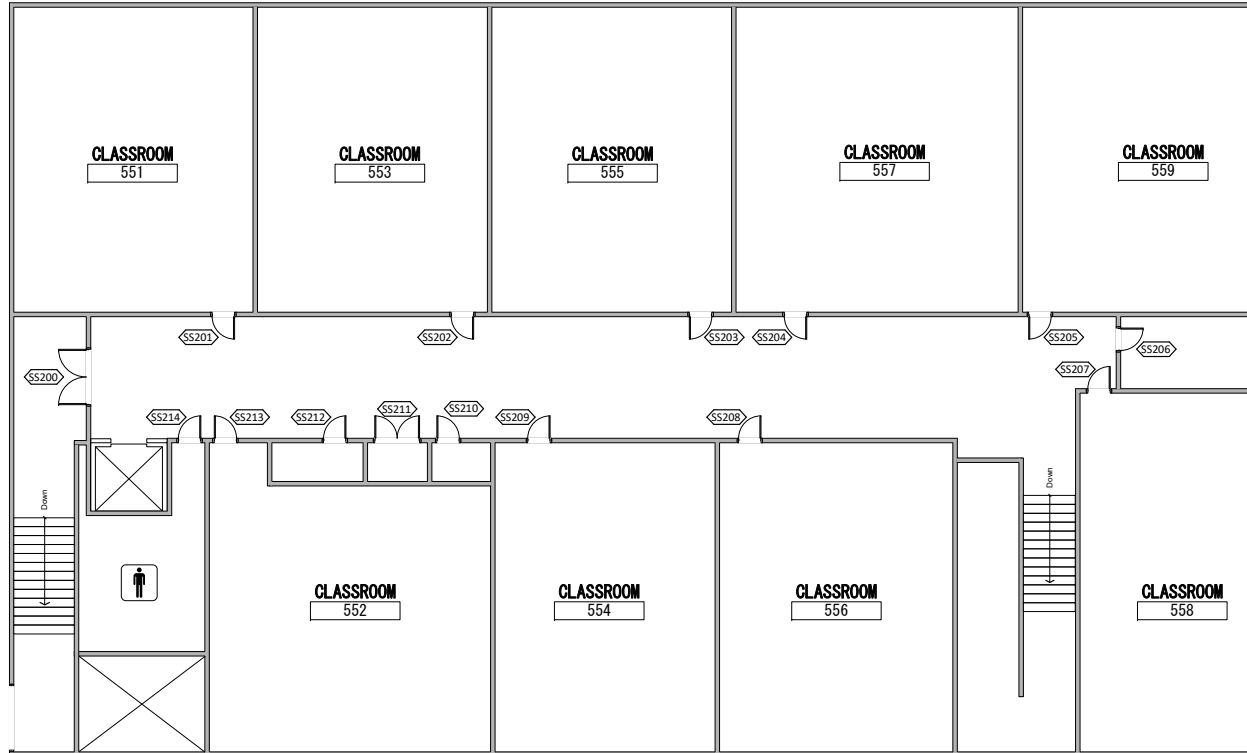
Disclaimer: The detail provided in this document is intended to assist in the planning or installation of products and is not drawn to scale. This drawing is not endorsed by any manufacturer and includes no warranty for errors or omissions. Persons referencing this document do so at their own risk and should exercise due diligence and caution. This document is copyrighted and not for distribution or duplication, all rights reserved. © 2018



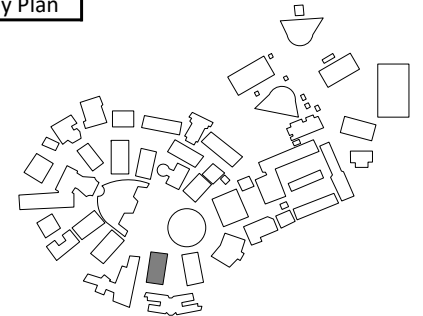
**Chabot Las Positas Community College District**

DATE  
12/14/2018

SHEET  
**A2.3**



|          |   |
|----------|---|
| Site     | <b>Chabot College</b>                   |
| Address  | 25555 Hesperian Blvd, Hayward, CA 94545 |
| Building | <b>500 - Social Science</b>             |
| Sector   | <b>2<sup>nd</sup> Floor</b>             |
| Key Plan |   |





**OPENING**  
TECHNOLOGIES, INC.

2050 COMMERCE AVENUE  
CONCORD, CA 94520

PHONE: 925.674.6900  
FAX: 925.674.6995

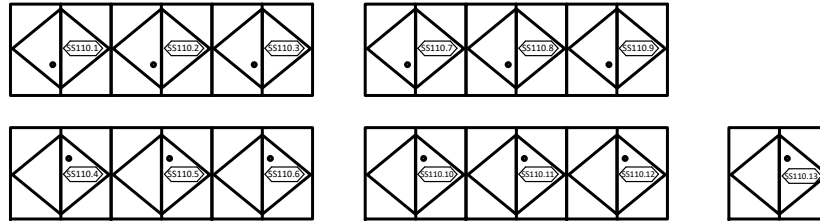
**Disclaimer:** The detail provided in this document is intended to assist in the planning or installation of products and is not drawn to scale. This drawing is not endorsed by any manufacturer and includes no warranty for errors or omissions. Persons referencing this document do so at their own risk and should exercise due diligence and caution. This document is copyrighted and not for distribution or duplication, all rights reserved. © 2018



**Chabot Las Positas Community College District**

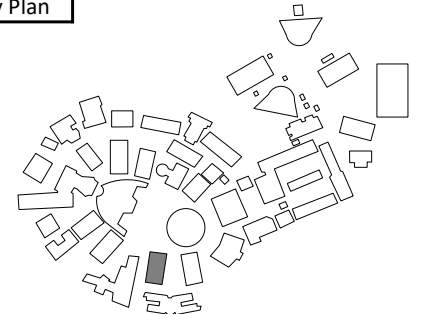
**DATE**  
12/14/2018

**SHEET**  
**A2.4**



CLASSROOM 507  
PAGE A2.2

|          |   |
|----------|---|
| Site     | <b>Chabot College</b>                   |
| Address  | 25555 Hesperian Blvd, Hayward, CA 94545 |
| Building | <b>500 - Social Science</b>             |
| Sector   | <b>Cabinets</b>                         |
| Key Plan |   |





**OPENING**  
TECHNOLOGIES, INC.

2050 COMMERCE AVENUE  
CONCORD, CA 94520

PHONE: 925.674.6900  
FAX: 925.674.6995

**Disclaimer:** The detail provided in this document is intended to assist in the planning or installation of products and is not drawn to scale. This drawing is not endorsed by any manufacturer and includes no warranty for errors or omissions. Persons referencing this document do so at their own risk and should exercise due diligence and caution. This document is copyrighted and not for distribution or duplication, all rights reserved. © 2018



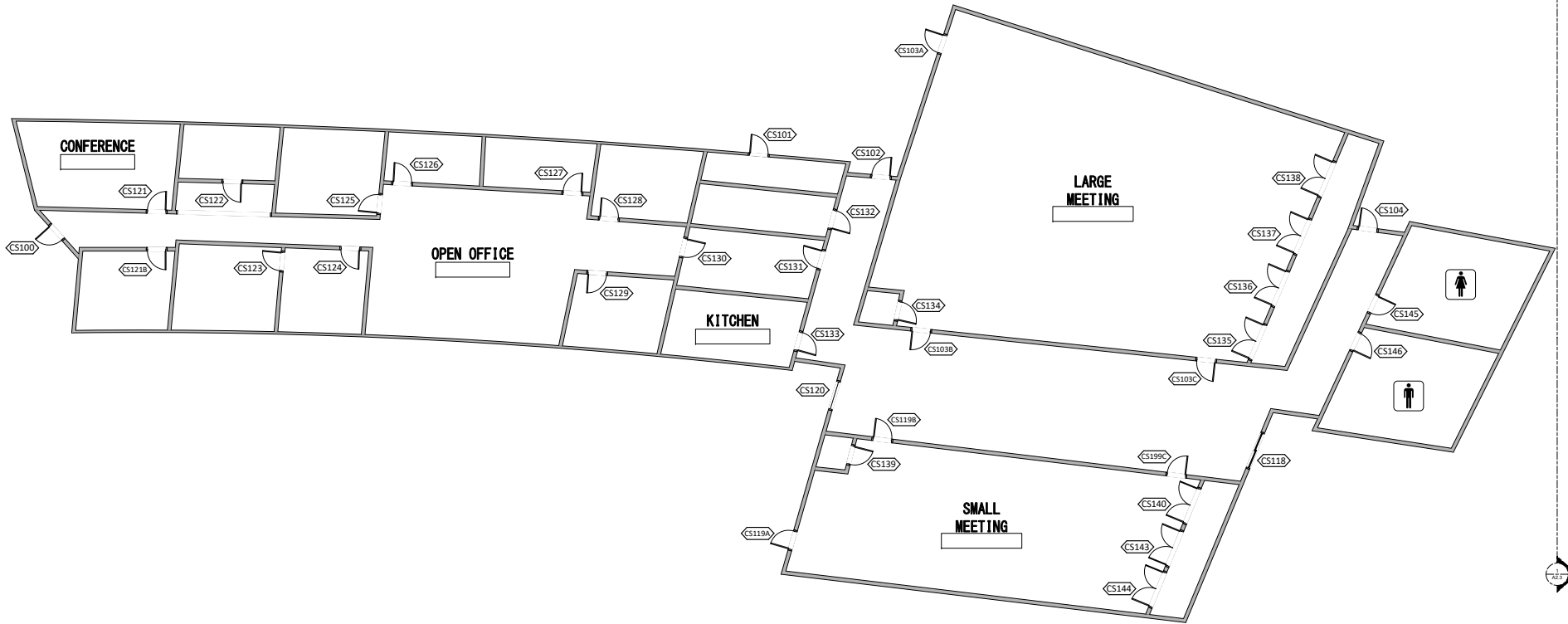
**Chabot Las Positas Community College District**

DATE

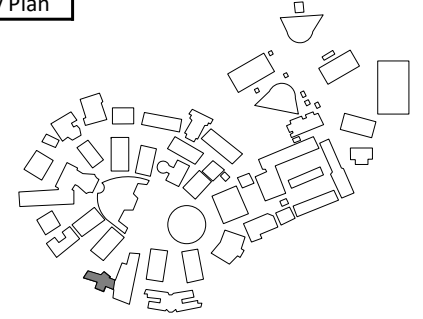
12/14/2018

SHEET

**A2.2**



|          |  |
|----------|--|
| Site     | <b>Chabot College</b>                              |
| Address  | 25555 Hesperian Blvd, Hayward, CA 94545            |
| Building | <b>700 - Community and Student Services Center</b> |
| Sector   | <b>1<sup>st</sup> Floor</b>                        |
| Key Plan |  |





OPENING TECHNOLOGIES, INC.

2050 COMMERCE AVENUE PHONE: 925.674.6900  
CONCORD, CA 94520 FAX: 925.674.6995

Disclaimer: The detail provided in this document is intended to assist in the planning or installation of products and is not drawn to scale. This drawing is not endorsed by any manufacturer and includes no warranty for errors or omissions. Persons referencing this document do so at their own risk and should exercise due diligence and caution. This document is copyrighted and not for distribution or duplication, all rights reserved. © 2018



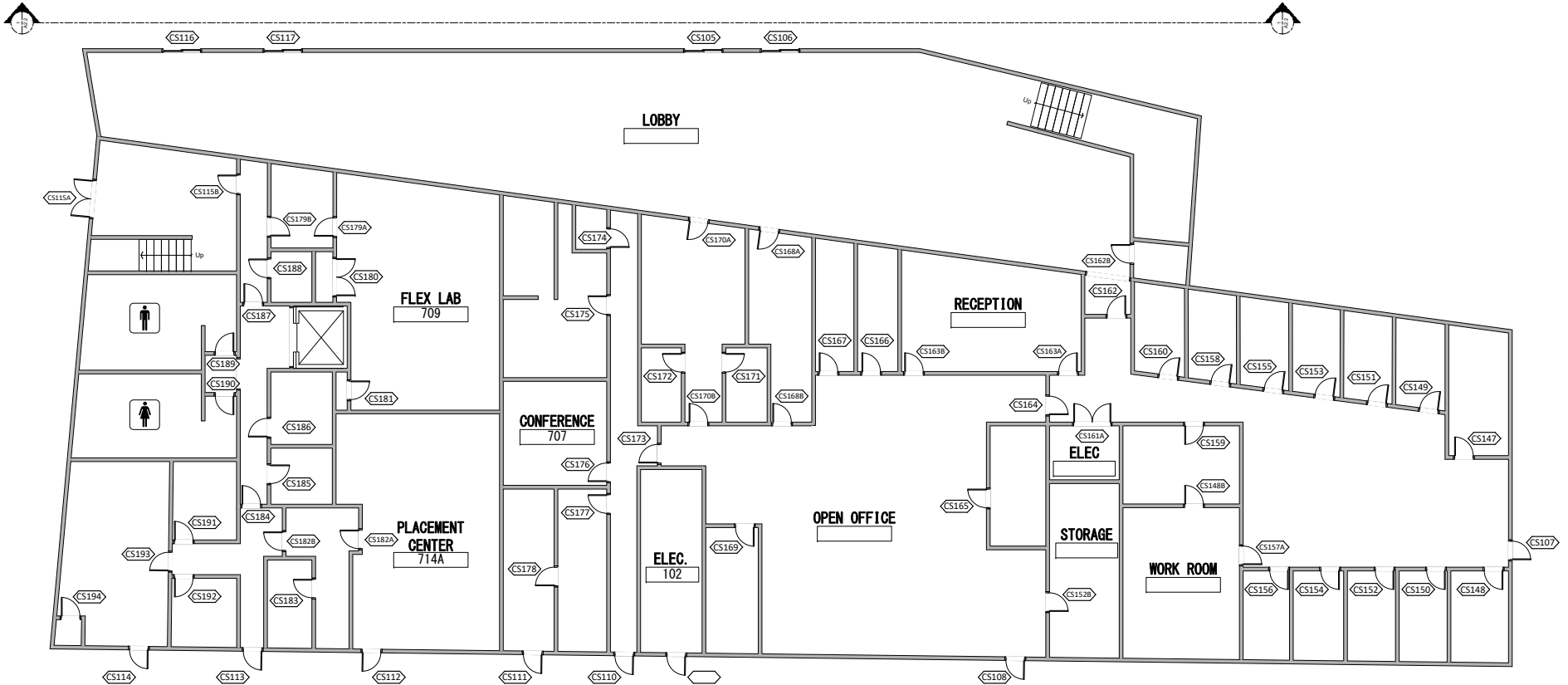
Chabot Las Positas Community College District

DATE

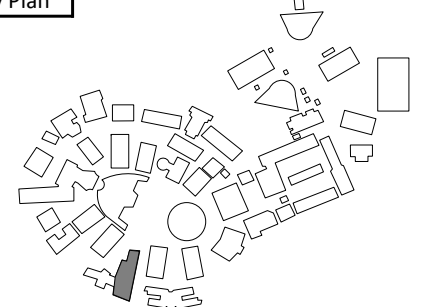
12/14/2018

SHEET

A2.3



|          |   |
|----------|---|
| Site     | Chabot College                              |
| Address  | 25555 Hesperian Blvd, Hayward, CA 94545     |
| Building | 700 - Community and Student Services Center |
| Sector   | 1 <sup>st</sup> Floor                       |
| Key Plan |   |





**OPENING TECHNOLOGIES, INC.**

2050 COMMERCE AVENUE PHONE: 925.674.6900  
CONCORD, CA 94520 FAX: 925.674.6995

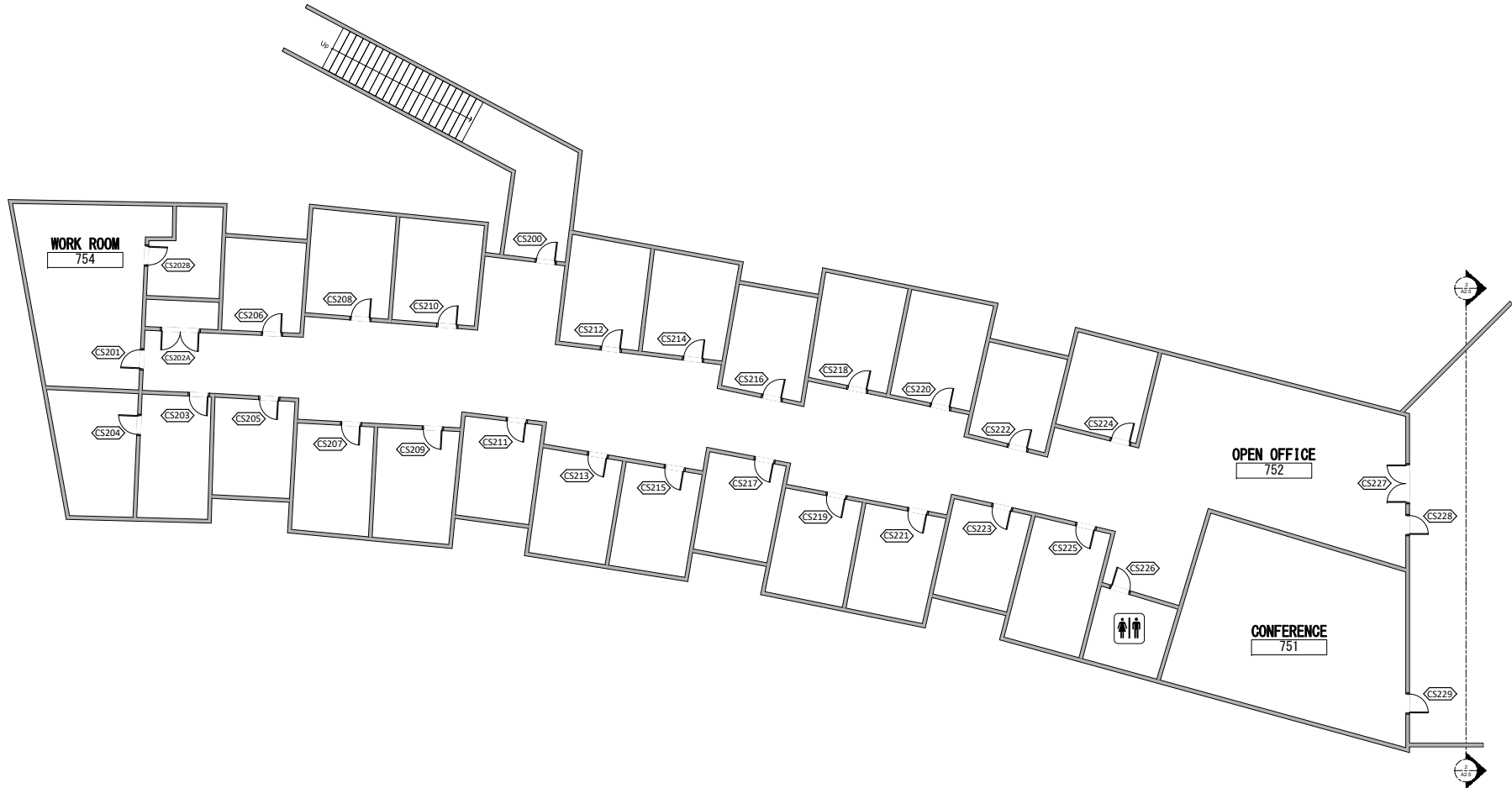
**Disclaimer:** The detail provided in this document is intended to assist in the planning or installation of products and is not drawn to scale. This drawing is not endorsed by any manufacturer and includes no warranty for errors or omissions. Persons referencing this document do so at their own risk and should exercise due diligence and caution. This document is copyrighted and not for distribution or duplication, all rights reserved. © 2018



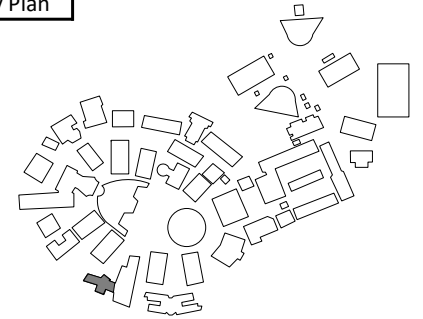
**Chabot Las Positas Community College District**

DATE  
12/14/2018

SHEET  
**A2.4**



|          |  |
|----------|--|
| Site     | <b>Chabot College</b>                              |
| Address  | 25555 Hesperian Blvd, Hayward, CA 94545            |
| Building | <b>700 - Community and Student Services Center</b> |
| Sector   | <b>2<sup>nd</sup> Floor</b>                        |
| Key Plan |  |







**OPENING TECHNOLOGIES, INC.**

2050 COMMERCE AVENUE PHONE: 925.674.6900  
CONCORD, CA 94520 FAX: 925.674.6995

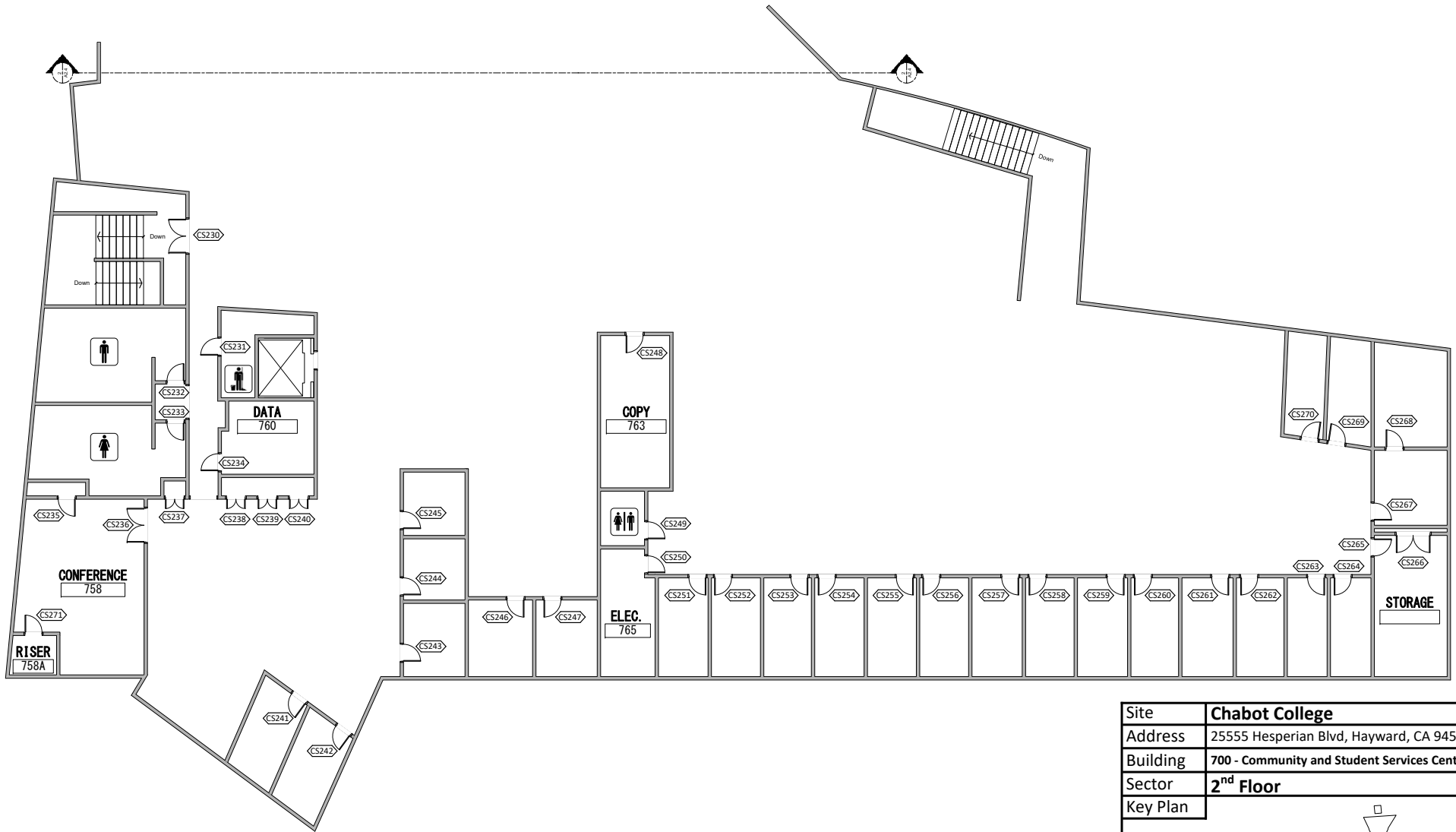
**Disclaimer:** The detail provided in this document is intended to assist in the planning or installation of products and is not drawn to scale. This drawing is not endorsed by any manufacturer and includes no warranty for errors or omissions. Persons referencing this document do so at their own risk and should exercise due diligence and caution. This document is copyrighted and not for distribution or duplication, all rights reserved. © 2018



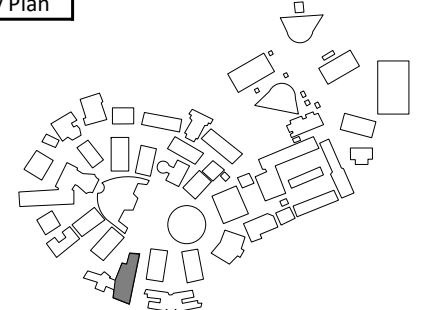
**Chabot Las Positas Community College District**

DATE  
12/14/2018

SHEET  
**A2.5**



|          |  |
|----------|--|
| Site     | <b>Chabot College</b>                              |
| Address  | 25555 Hesperian Blvd, Hayward, CA 94545            |
| Building | <b>700 - Community and Student Services Center</b> |
| Sector   | <b>2<sup>nd</sup> Floor</b>                        |
| Key Plan |  |





**OPENING**  
TECHNOLOGIES, INC.

2050 COMMERCE AVENUE PHONE: 925.674.6900  
CONCORD, CA 94520 FAX: 925.674.6995

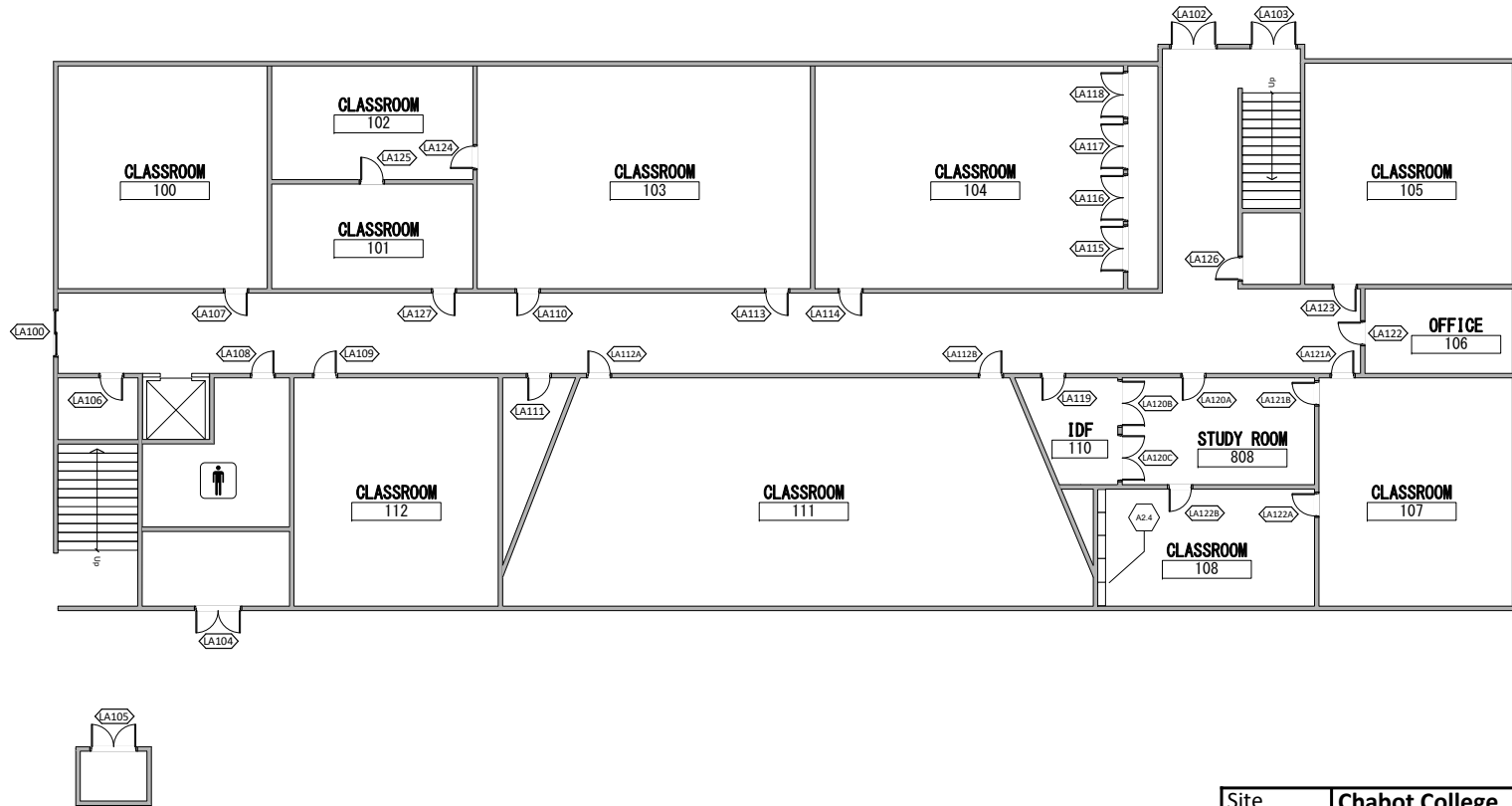
Disclaimer: The detail provided in this document is intended to assist in the planning or installation of products and is not drawn to scale. This drawing is not endorsed by any manufacturer and includes no warranty for errors or omissions. Persons referencing this document do so at their own risk and should exercise due diligence and caution. This document is copyrighted and not for distribution or duplication, all rights reserved. © 2018



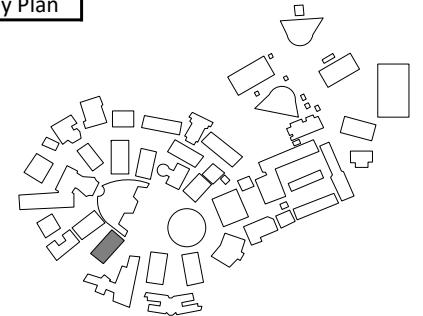
**Chabot Las Positas Community College District**

DATE  
12/14/2018

SHEET  
**A2.2**



|          |   |
|----------|---|
| Site     | <b>Chabot College</b>                   |
| Address  | 25555 Hesperian Blvd, Hayward, CA 94545 |
| Building | <b>800 - Language Arts</b>              |
| Sector   | <b>1st Floor</b>                        |
| Key Plan |   |





**OPENING**  
TECHNOLOGIES, INC.

2050 COMMERCE AVENUE    PHONE: 925.674.6900  
CONCORD, CA 94520    FAX: 925.674.6995

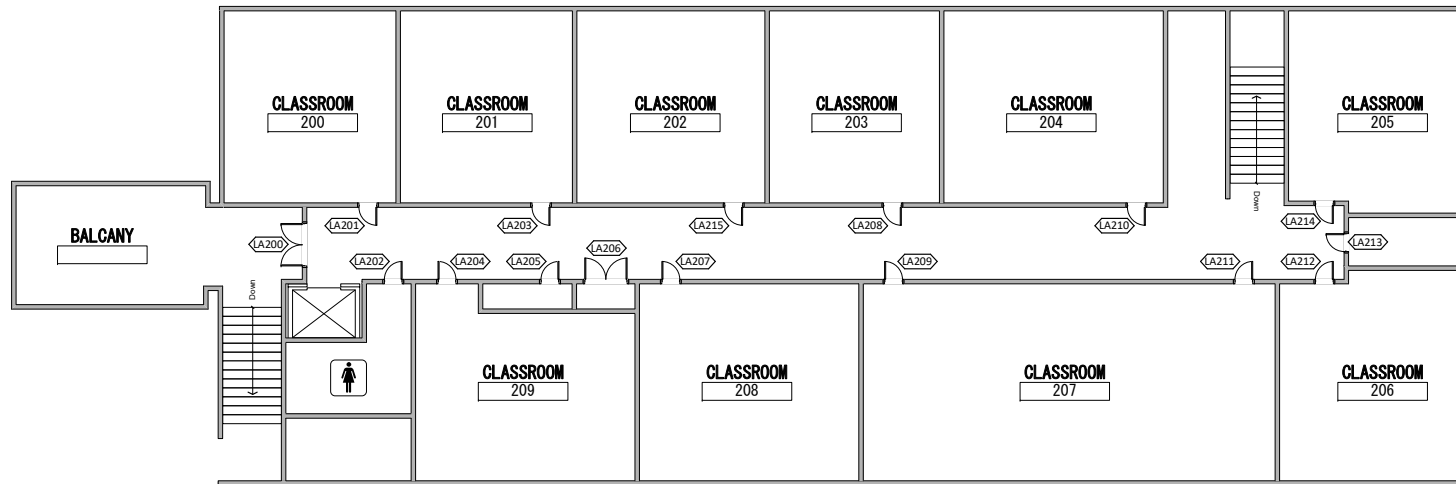
Disclaimer: The detail provided in this document is intended to assist in the planning or installation of products and is not drawn to scale. This drawing is not endorsed by any manufacturer and includes no warranty for errors or omissions. Persons referencing this document do so at their own risk and should exercise due diligence and caution. This document is copyrighted and not for distribution or duplication, all rights reserved. © 2018



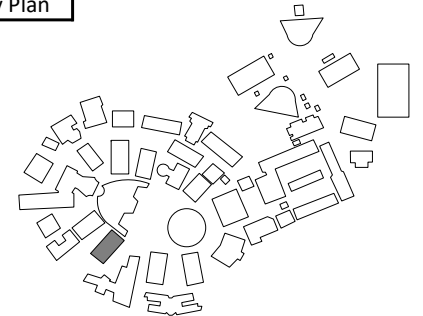
**Chabot Las Positas Community College District**

DATE  
12/14/2018

SHEET  
**A2.3**



|          |   |
|----------|---|
| Site     | <b>Chabot College</b>                   |
| Address  | 25555 Hesperian Blvd, Hayward, CA 94545 |
| Building | <b>800 - Language Arts</b>              |
| Sector   | <b>2<sup>nd</sup> Floor</b>             |
| Key Plan |   |





**OPENING**  
TECHNOLOGIES, INC.

2050 COMMERCE AVENUE  
CONCORD, CA 94520

PHONE: 925.674.6900  
FAX: 925.674.6995

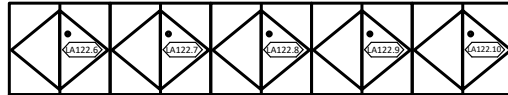
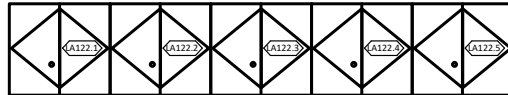
**Disclaimer:** The detail provided in this document is intended to assist in the planning or installation of products and is not drawn to scale. This drawing is not endorsed by any manufacturer and includes no warranty for errors or omissions. Persons referencing this document do so at their own risk and should exercise due diligence and caution. This document is copyrighted and not for distribution or duplication, all rights reserved. © 2018



**Chabot Las Positas Community College District**

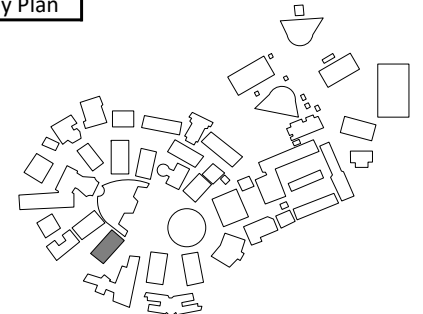
**DATE**  
12/14/2018

**SHEET**  
**A2.4**



CLASSROOM 108  
A2.2

|          |   |
|----------|---|
| Site     | <b>Chabot College</b>                   |
| Address  | 25555 Hesperian Blvd, Hayward, CA 94545 |
| Building | <b>800 - Language Arts</b>              |
| Sector   | <b>Cabinets</b>                         |
| Key Plan |   |





**OPENING**  
TECHNOLOGIES, INC.

2050 COMMERCE AVENUE  
CONCORD, CA 94520

PHONE: 925.674.6900  
FAX: 925.674.6995

**Disclaimer:** The detail provided in this document is intended to assist in the planning or installation of products and is not drawn to scale. This drawing is not endorsed by any manufacturer and includes no warranty for errors or omissions. Persons referencing this document do so at their own risk and should exercise due diligence and caution. This document is copyrighted and not for distribution or duplication, all rights reserved. © 2018



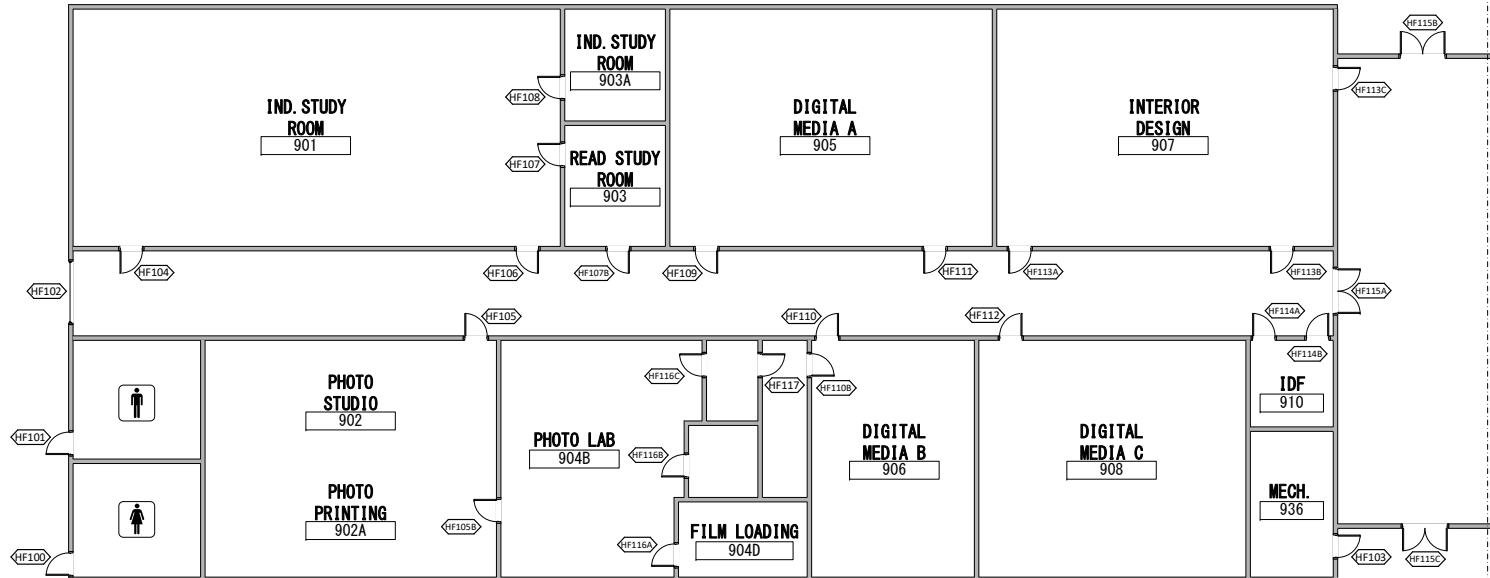
**Chabot Las Positas Community College District**

DATE

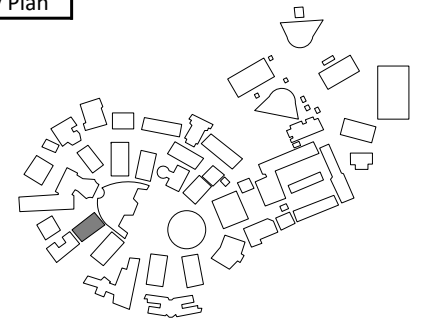
12/14/2018

SHEET

**A2.2**



|          |  |
|----------|--|
| Site     | <b>Chabot College</b>                        |
| Address  | 25555 Hesperian Blvd, Hayward, CA 94545      |
| Building | <b>900 - Humanities and Foreign Language</b> |
| Sector   | <b>1st Floor</b>                             |
| Key Plan |  |





**OPENING**  
TECHNOLOGIES, INC.

2050 COMMERCE AVENUE  
CONCORD, CA 94520  
PHONE: 925.674.6900  
FAX: 925.674.6995

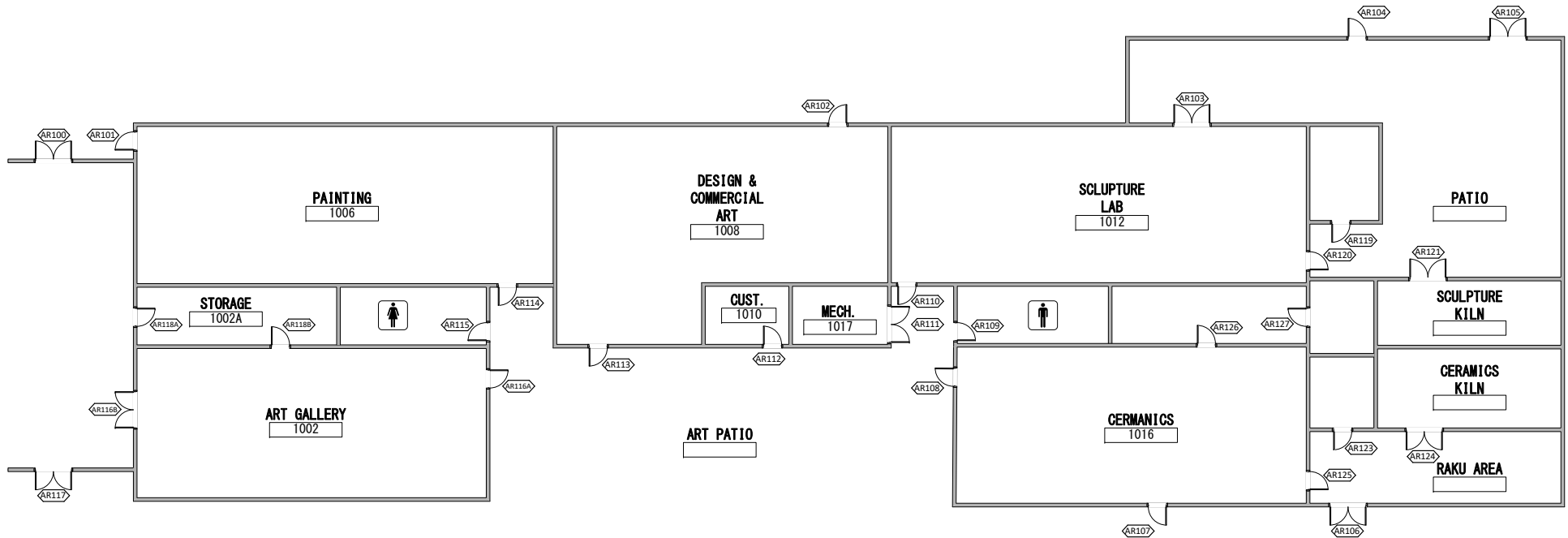
**Disclaimer:** The detail provided in this document is intended to assist in the planning or installation of products and is not drawn to scale. This drawing is not endorsed by any manufacturer and includes no warranty for errors or omissions. Persons referencing this document do so at their own risk and should exercise due diligence and caution. This document is copyrighted and not for distribution or duplication, all rights reserved. © 2018



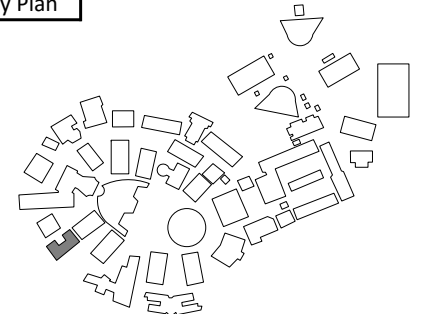
**Chabot Las Positas Community College District**

**DATE**  
12/14/2018

**SHEET**  
**A2.2**



|          |   |
|----------|---|
| Site     | <b>Chabot College</b>                   |
| Address  | 25555 Hesperian Blvd, Hayward, CA 94545 |
| Building | <b>1000 - Art</b>                       |
| Sector   | <b>1st Floor</b>                        |
| Key Plan |   |





**OPENING**  
TECHNOLOGIES, INC.

2050 COMMERCE AVENUE  
CONCORD, CA 94520

PHONE: 925.674.6900  
FAX: 925.674.6995

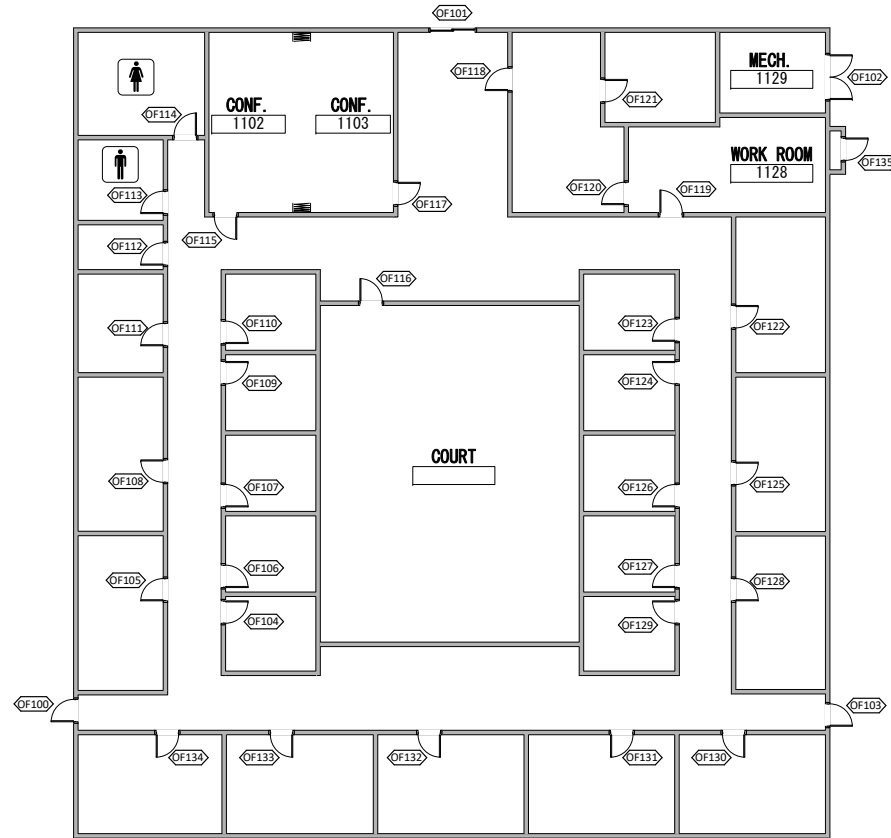
Disclaimer: The detail provided in this document is intended to assist in the planning or installation of products and is not drawn to scale. This drawing is not endorsed by any manufacturer and includes no warranty for errors or omissions. Persons referencing this document do so at their own risk and should exercise due diligence and caution. This document is copyrighted and not for distribution or duplication, all rights reserved. © 2018



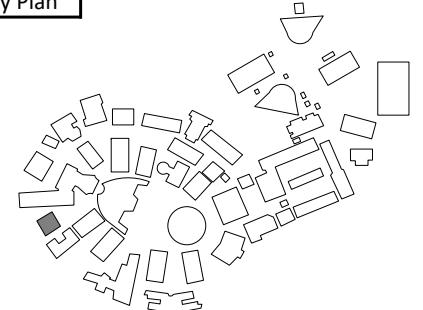
**Chabot Las Positas Community College District**

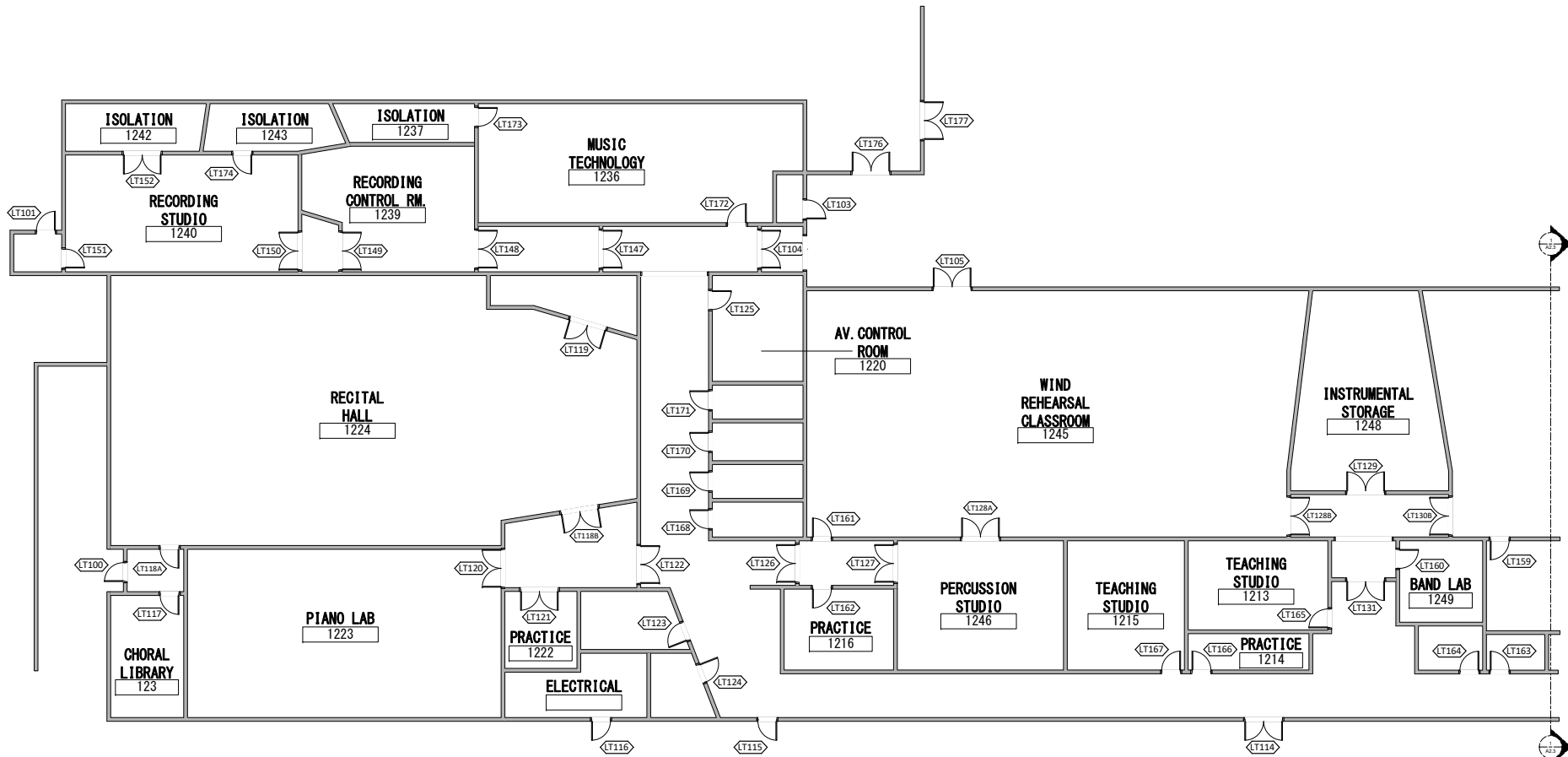
DATE  
12/14/2018

SHEET  
**A2.2**



|          |   |
|----------|---|
| Site     | <b>Chabot College</b>                   |
| Address  | 25555 Hesperian Blvd, Hayward, CA 94545 |
| Building | <b>1100 - Office</b>                    |
| Sector   | <b>1st Floor</b>                        |
| Key Plan |   |





|          |   |
|----------|---|
| Site     | <b>Chabot College</b>                   |
| Address  | 25555 Hesperian Blvd, Hayward, CA 94545 |
| Building | <b>1200 - Music and Little Theater</b>  |
| Sector   | <b>1st Floor</b>                        |
| Key Plan |   |





**OPENING TECHNOLOGIES, INC.**

2050 COMMERCE AVENUE CONCORD, CA 94520  
PHONE: 925.674.6900 FAX: 925.674.6995

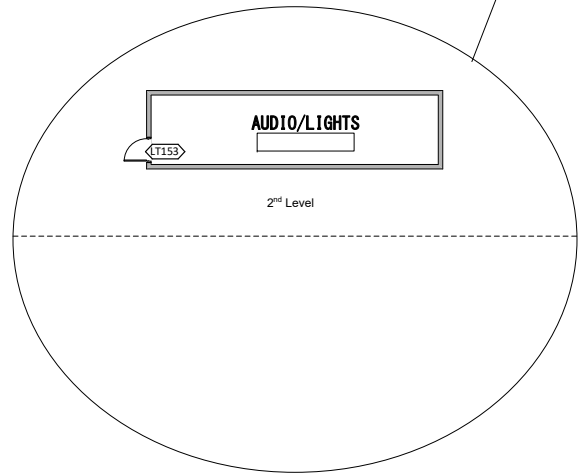

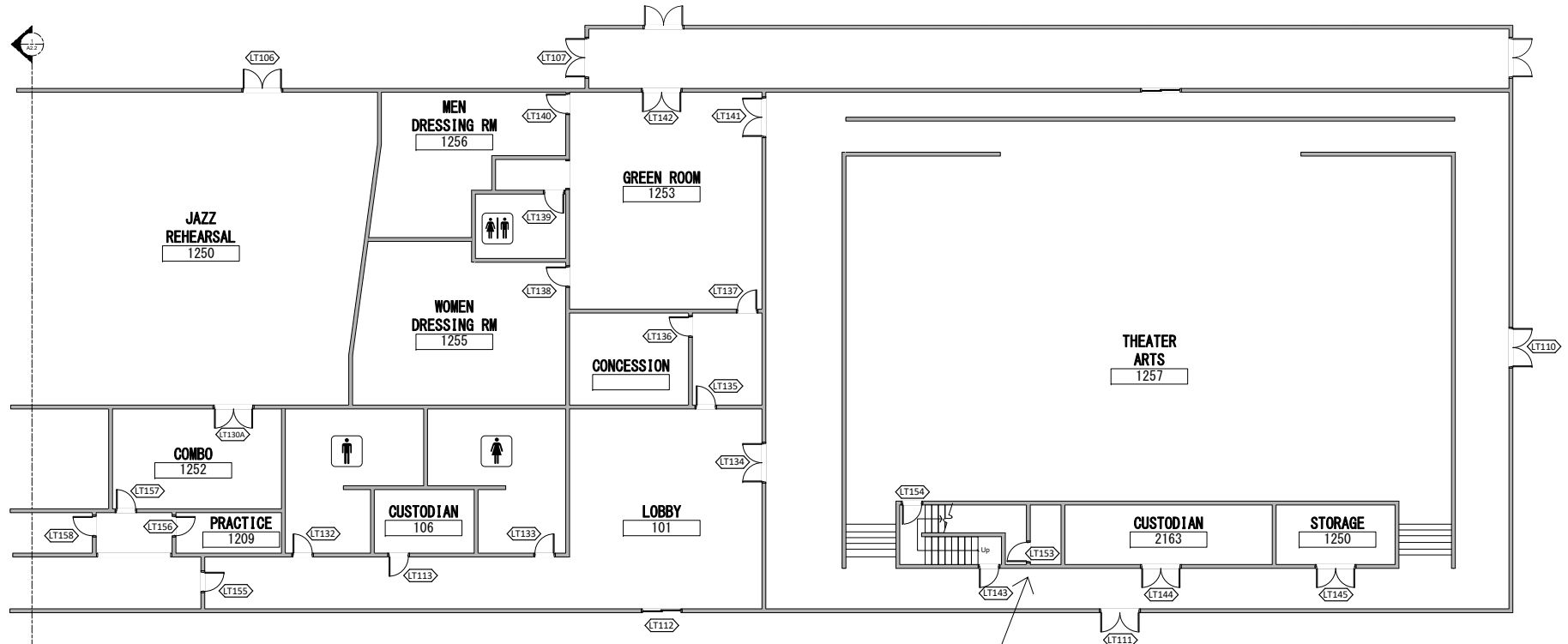
Disclaimer: The detail provided in this document is intended to assist in the planning or installation of products and is not drawn to scale. This drawing is not endorsed by any manufacturer and includes no warranty for errors or omissions. Persons referencing this document do so at their own risk and should exercise due diligence and caution. This document is copyrighted and not for distribution or duplication, all rights reserved. © 2018



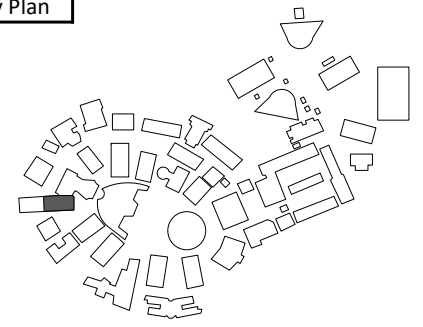
**Chabot Las Positas Community College District**

DATE  
12/14/2018

SHEET  
**A2.3**



|          |   |
|----------|---|
| Site     | <b>Chabot College</b>                   |
| Address  | 25555 Hesperian Blvd, Hayward, CA 94545 |
| Building | <b>1200 - Music and Little Theater</b>  |
| Sector   | <b>1st Floor</b>                        |
| Key Plan |   |





**OPENING TECHNOLOGIES, INC.**

2050 COMMERCE AVENUE PHONE: 925.674.6900  
CONCORD, CA 94520 FAX: 925.674.6995

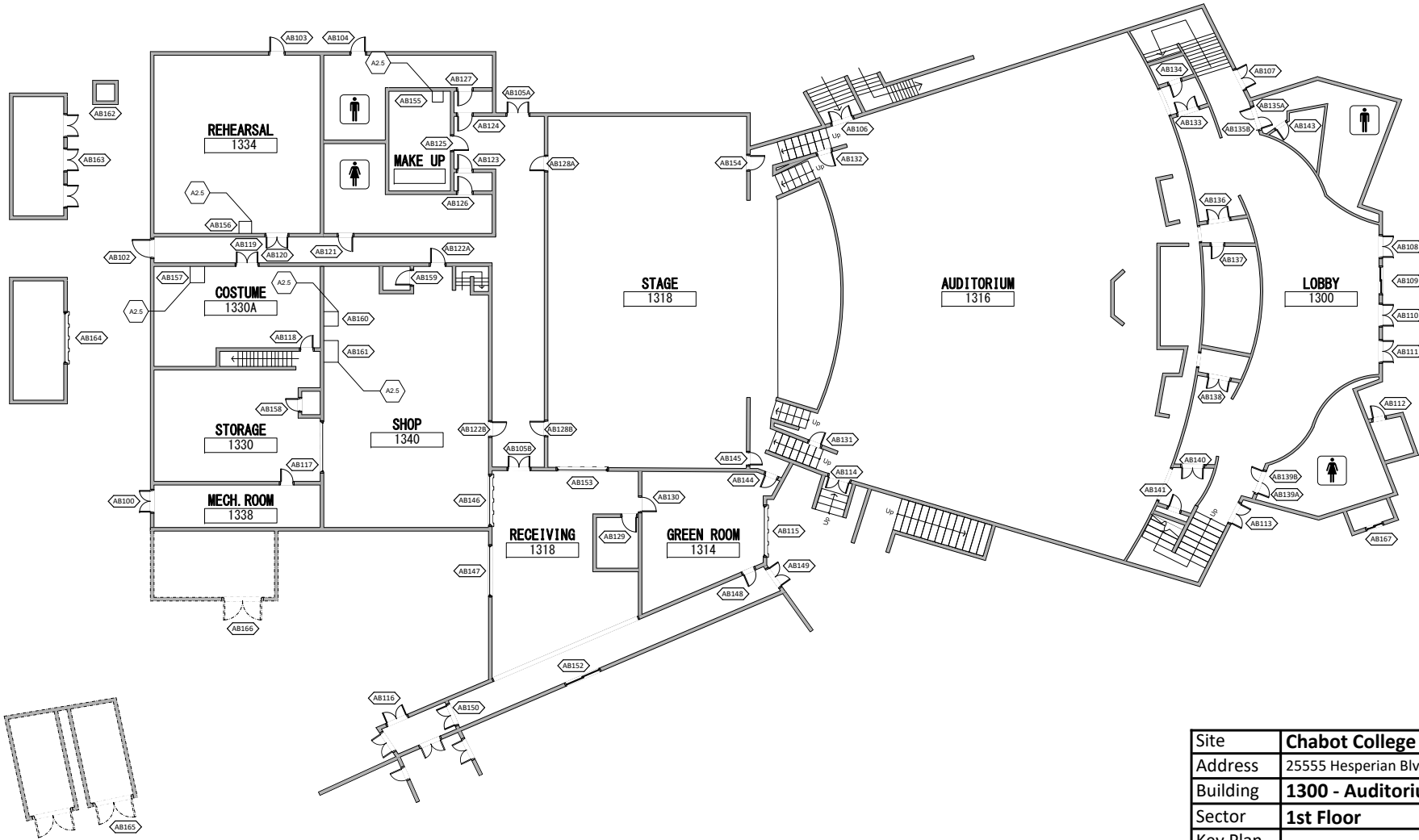
Disclaimer: The detail provided in this document is intended to assist in the planning or installation of products and is not drawn to scale. This drawing is not endorsed by any manufacturer and includes no warranty for errors or omissions. Persons referencing this document do so at their own risk and should exercise due diligence and caution. This document is copyrighted and not for distribution or duplication, all rights reserved. © 2018



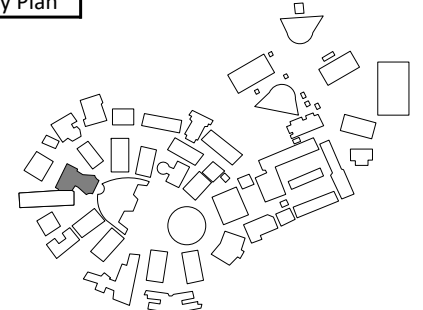
**Chabot Las Positas Community College District**

DATE  
12/14/2018

SHEET  
**A2.2**



|          |   |
|----------|---|
| Site     | <b>Chabot College</b>                   |
| Address  | 25555 Hesperian Blvd, Hayward, CA 94545 |
| Building | <b>1300 - Auditorium</b>                |
| Sector   | <b>1st Floor</b>                        |
| Key Plan |   |





**OPENING**  
TECHNOLOGIES, INC.

2050 COMMERCE AVENUE  
CONCORD, CA 94520

PHONE: 925.674.6900  
FAX: 925.674.6995


**Disclaimer:** The detail provided in this document is intended to assist in the planning or installation of products and is not drawn to scale. This drawing is not endorsed by any manufacturer and includes no warranty for errors or omissions. Persons referencing this document do so at their own risk and should exercise due diligence and caution. This document is copyrighted and not for distribution or duplication, all rights reserved. © 2018



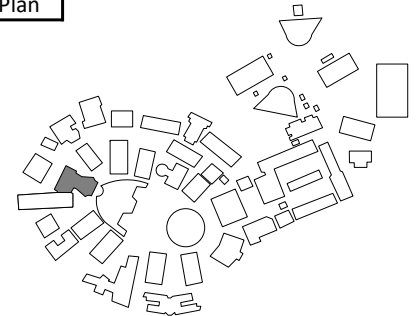
**Chabot Las Positas Community College District**

**DATE**  
12/14/2018

**SHEET**  
**A2.4**



|          |   |
|----------|---|
| Site     | <b>Chabot College</b>                   |
| Address  | 25555 Hesperian Blvd, Hayward, CA 94545 |
| Building | <b>1300 - Auditorium</b>                |
| Sector   | <b>Intermediate Floor</b>               |
| Key Plan |   |





**OPENING**  
TECHNOLOGIES, INC.

2050 COMMERCE AVENUE  
CONCORD, CA 94520  
PHONE: 925.674.6900  
FAX: 925.674.6995

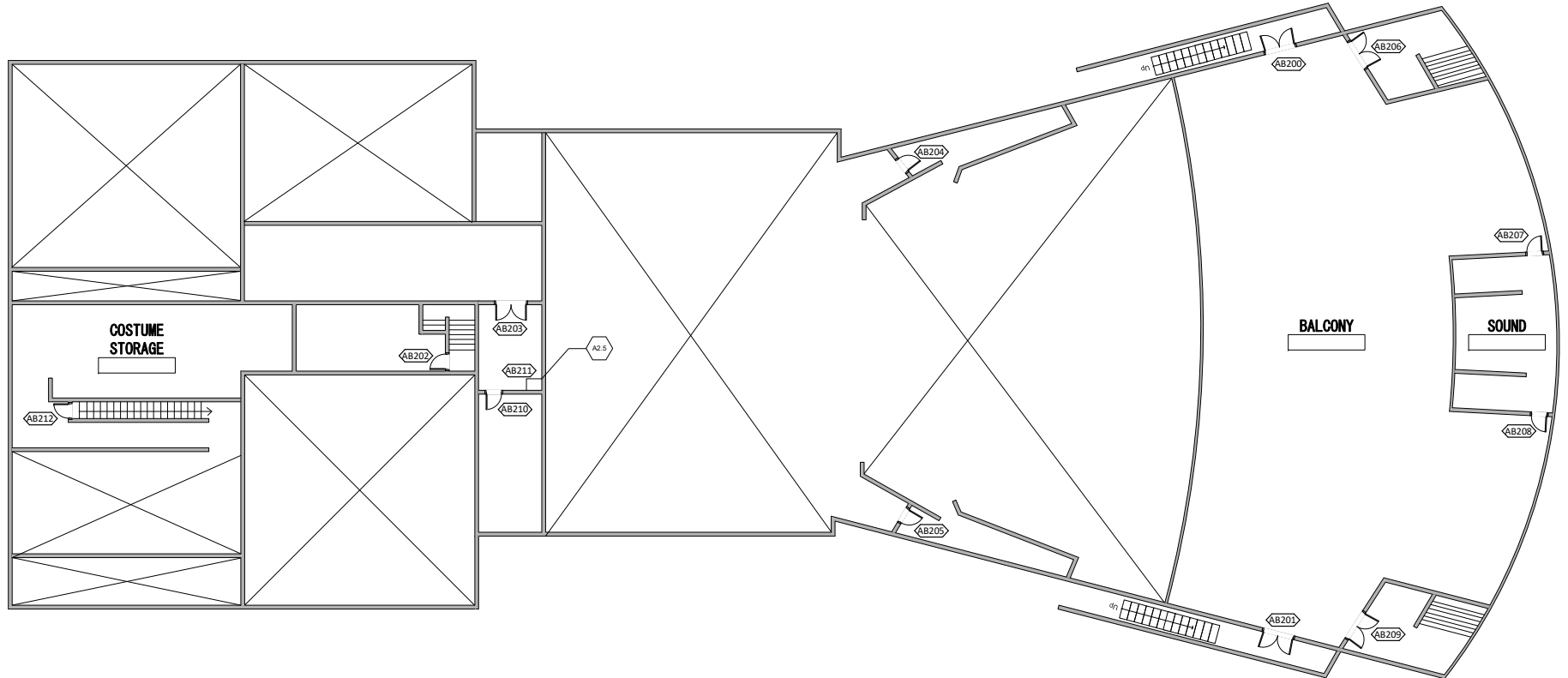
**Disclaimer:** The detail provided in this document is intended to assist in the planning or installation of products and is not drawn to scale. This drawing is not endorsed by any manufacturer and includes no warranty for errors or omissions. Persons referencing this document do so at their own risk and should exercise due diligence and caution. This document is copyrighted and not for distribution or duplication, all rights reserved. © 2018



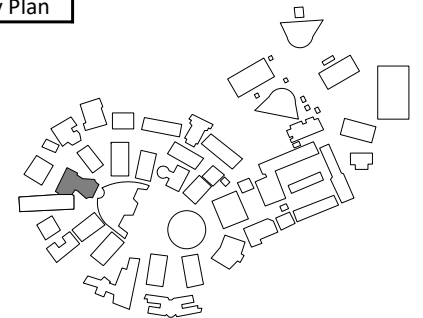
**Chabot Las Positas Community College District**

**DATE**  
12/14/2018

**SHEET**  
**A2.3**



|          |   |
|----------|---|
| Site     | <b>Chabot College</b>                   |
| Address  | 25555 Hesperian Blvd, Hayward, CA 94545 |
| Building | <b>1300 - Auditorium</b>                |
| Sector   | <b>2<sup>nd</sup> Floor</b>             |
| Key Plan |   |





**OPENING**  
TECHNOLOGIES, INC.

2050 COMMERCE AVENUE  
CONCORD, CA 94520

PHONE: 925.674.6900  
FAX: 925.674.6995

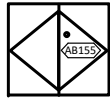
**Disclaimer:** The detail provided in this document is intended to assist in the planning or installation of products and is not drawn to scale. This drawing is not endorsed by any manufacturer and includes no warranty for errors or omissions. Persons referencing this document do so at their own risk and should exercise due diligence and caution. This document is copyrighted and not for distribution or duplication, all rights reserved. © 2018



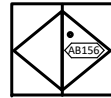
**Chabot Las Positas Community College District**

**DATE**  
12/14/2018

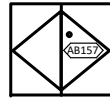
**SHEET**  
**A2.5**



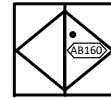
Auditorium - 1<sup>st</sup> Floor AB155  
A2.2



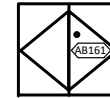
Auditorium - 1<sup>st</sup> Floor AB156  
A2.2



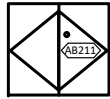
Auditorium - 1<sup>st</sup> Floor AB157  
A2.2



Auditorium - 1<sup>st</sup> Floor AB160  
A2.2

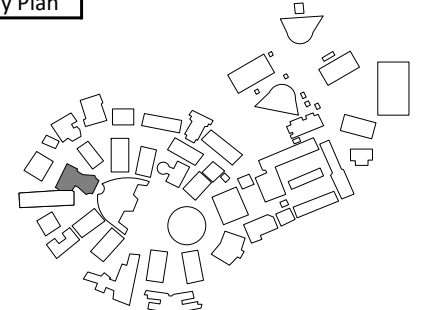


Auditorium - 1<sup>st</sup> Floor AB161  
A2.2



Auditorium - 2<sup>nd</sup> Floor AB211  
A2.4

|          |   |
|----------|---|
| Site     | <b>Chabot College</b>                   |
| Address  | 25555 Hesperian Blvd, Hayward, CA 94545 |
| Building | <b>1300 - Cabinets</b>                  |
| Sector   | <b>1<sup>st</sup> Floor</b>             |
| Key Plan |   |





**OPENING TECHNOLOGIES, INC.**

2050 COMMERCE AVENUE  
CONCORD, CA 94520

PHONE: 925.674.6900  
FAX: 925.674.6995

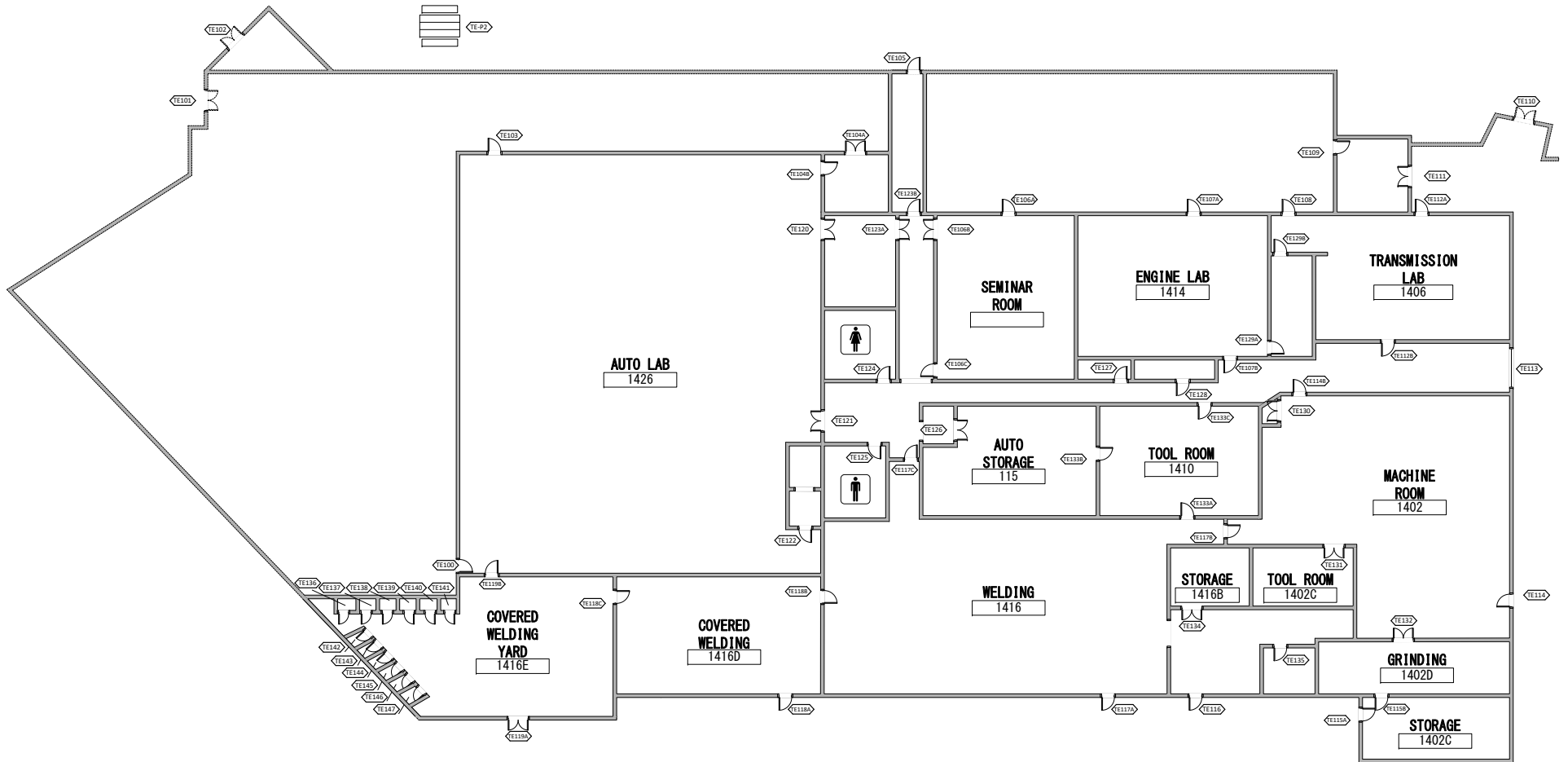
**Disclaimer:** The detail provided in this document is intended to assist in the planning or installation of products and is not drawn to scale. This drawing is not endorsed by any manufacturer and includes no warranty for errors or omissions. Persons referencing this document do so at their own risk and should exercise due diligence and caution. This document is copyrighted and not for distribution or duplication, all rights reserved. © 2018



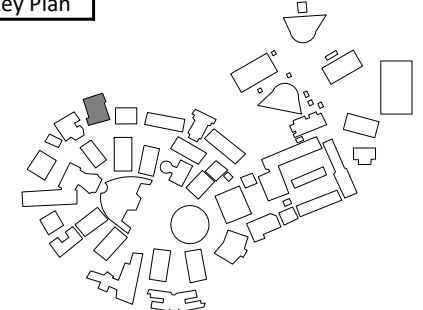
**Chabot Las Positas Community College District**

DATE  
12/14/2018

SHEET  
**A2.2**



|          |   |
|----------|---|
| Site     | <b>Chabot College</b>                   |
| Address  | 25555 Hesperian Blvd, Hayward, CA 94545 |
| Building | <b>1400 – Tech &amp; Engineering</b>    |
| Sector   | <b>1st Floor</b>                        |
| Key Plan |   |





**OPENING**  
TECHNOLOGIES, INC.

2050 COMMERCE AVENUE PHONE: 925.674.6900  
CONCORD, CA 94520 FAX: 925.674.6995

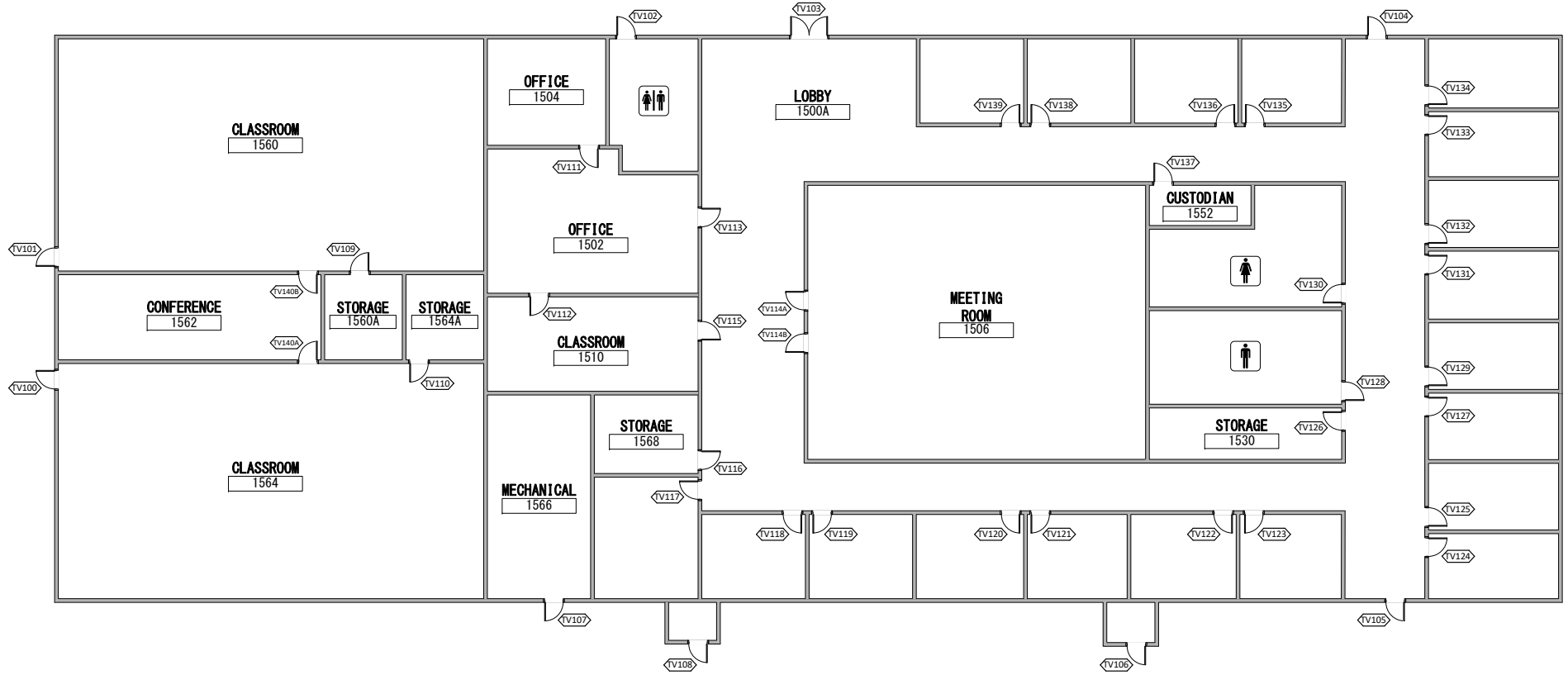
Disclaimer: The detail provided in this document is intended to assist in the planning or installation of products and is not drawn to scale. This drawing is not endorsed by any manufacturer and includes no warranty for errors or omissions. Persons referencing this document do so at their own risk and should exercise due diligence and caution. This document is copyrighted and not for distribution or duplication, all rights reserved. © 2018



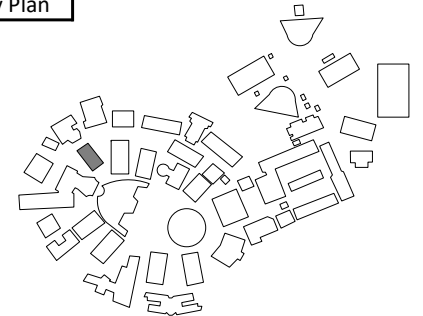
**Chabot Las Positas Community College District**

DATE  
12/14/2018

SHEET  
**A2.2**



|          |   |
|----------|---|
| Site     | <b>Chabot College</b>                   |
| Address  | 25555 Hesperian Blvd, Hayward, CA 94545 |
| Building | <b>1500 – Tech &amp; Vocational</b>     |
| Sector   | <b>1st Floor</b>                        |
| Key Plan |   |





**OPENING TECHNOLOGIES, INC.**

2050 COMMERCE AVENUE  
CONCORD, CA 94520

PHONE: 925.674.6900  
FAX: 925.674.6995

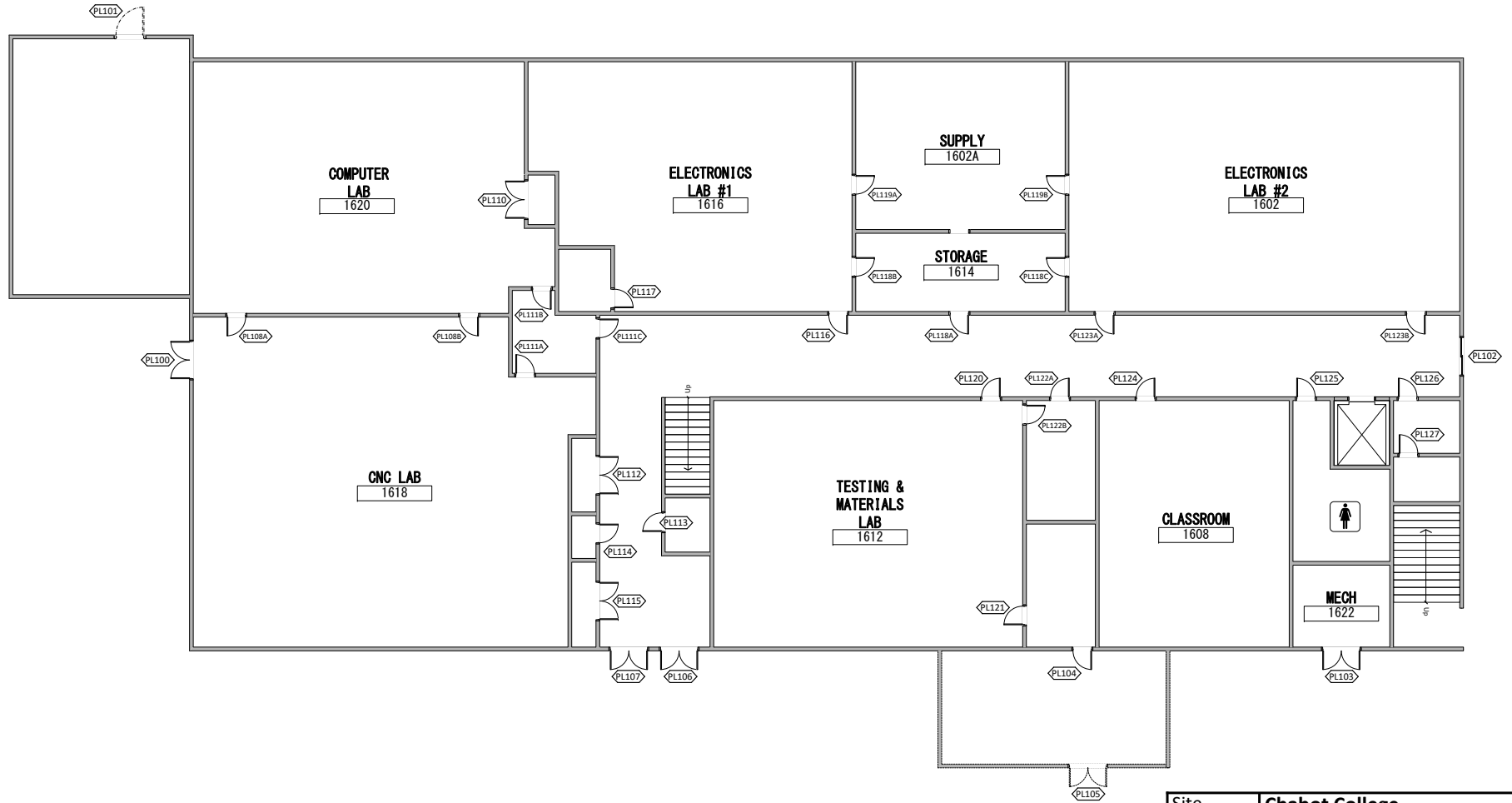
Disclaimer: The detail provided in this document is intended to assist in the planning or installation of products and is not drawn to scale. This drawing is not endorsed by any manufacturer and includes no warranty for errors or omissions. Persons referencing this document do so at their own risk and should exercise due diligence and caution. This document is copyrighted and not for distribution or duplication, all rights reserved. © 2018



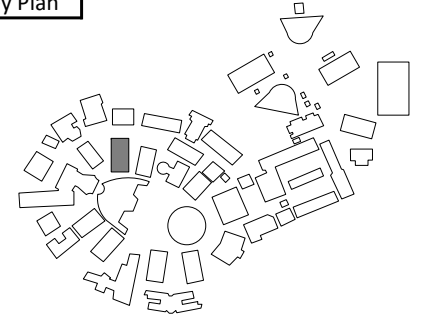
**Chabot Las Positas Community College District**

DATE  
12/14/2018

SHEET  
**A2.2**



|          |   |
|----------|---|
| Site     | <b>Chabot College</b>                   |
| Address  | 25555 Hesperian Blvd, Hayward, CA 94545 |
| Building | <b>1600 - Engineering</b>               |
| Sector   | <b>1st Floor</b>                        |
| Key Plan |   |







**OPENING TECHNOLOGIES, INC.**

2050 COMMERCE AVENUE PHONE: 925.674.6900  
CONCORD, CA 94520 FAX: 925.674.6995

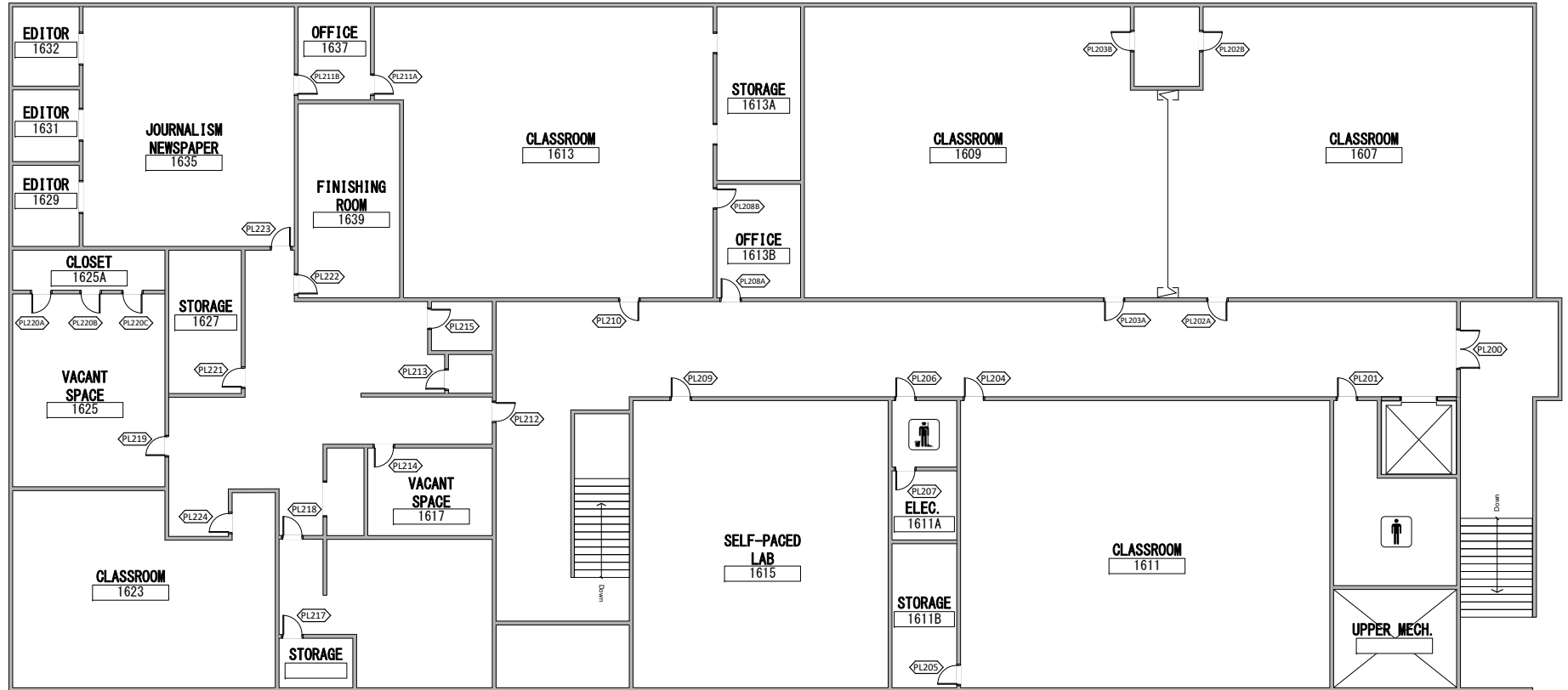
Disclaimer: The detail provided in this document is intended to assist in the planning or installation of products and is not drawn to scale. This drawing is not endorsed by any manufacturer and includes no warranty for errors or omissions. Persons referencing this document do so at their own risk and should exercise due diligence and caution. This document is copyrighted and not for distribution or duplication, all rights reserved. © 2018



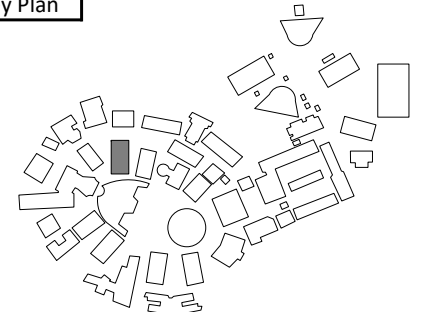
**Chabot Las Positas Community College District**

DATE  
12/14/2018

SHEET  
**A2.3**



|          |   |
|----------|---|
| Site     | <b>Chabot College</b>                   |
| Address  | 25555 Hesperian Blvd, Hayward, CA 94545 |
| Building | <b>1600 - Engineering</b>               |
| Sector   | <b>2nd Floor</b>                        |
| Key Plan |   |





**OPENING TECHNOLOGIES, INC.**

2050 COMMERCE AVENUE  
CONCORD, CA 94520

PHONE: 925.674.6900  
FAX: 925.674.6995

**Disclaimer:** The detail provided in this document is intended to assist in the planning or installation of products and is not drawn to scale. This drawing is not endorsed by any manufacturer and includes no warranty for errors or omissions. Persons referencing this document do so at their own risk and should exercise due diligence and caution. This document is copyrighted and not for distribution or duplication, all rights reserved. © 2018



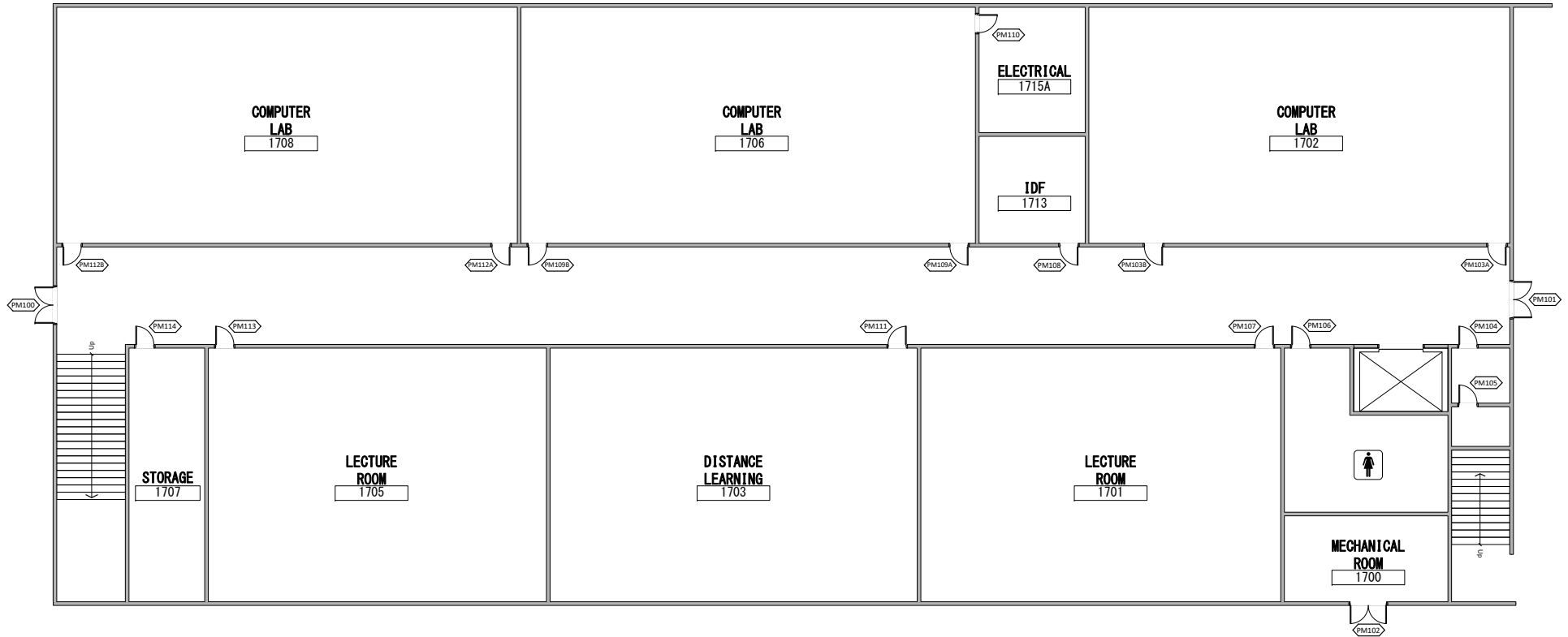
**Chabot Las Positas Community College District**

DATE

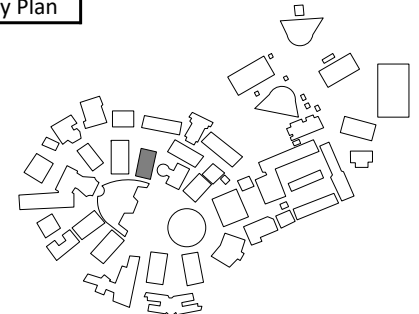
12/14/2018

SHEET

**A2.2**



|          |   |
|----------|---|
| Site     | <b>Chabot College</b>                   |
| Address  | 25555 Hesperian Blvd, Hayward, CA 94545 |
| Building | <b>1700 - Mathematics</b>               |
| Sector   | <b>1st Floor</b>                        |
| Key Plan |   |





**OPENING**  
TECHNOLOGIES, INC.

2050 COMMERCE AVENUE  
CONCORD, CA 94520

PHONE: 925.674.6900  
FAX: 925.674.6995

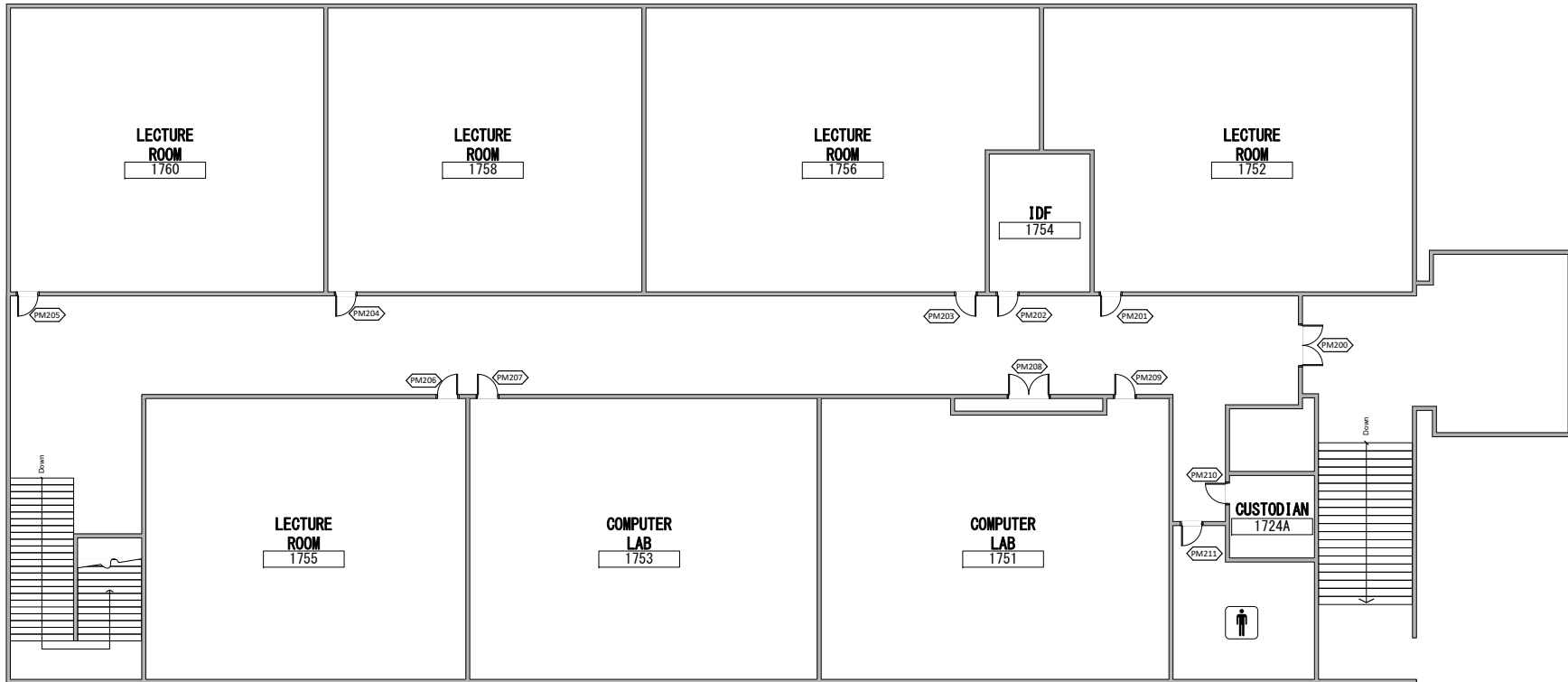
Disclaimer: The detail provided in this document is intended to assist in the planning or installation of products and is not drawn to scale. This drawing is not endorsed by any manufacturer and includes no warranty for errors or omissions. Persons referencing this document do so at their own risk and should exercise due diligence and caution. This document is copyrighted and not for distribution or duplication, all rights reserved. © 2018



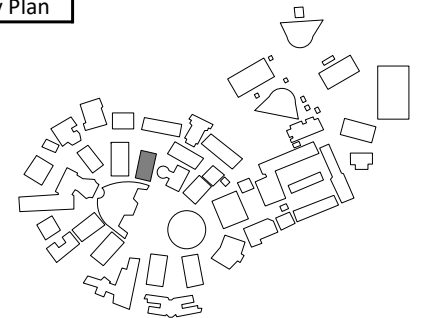
**Chabot Las Positas Community College District**

DATE  
12/14/2018

SHEET  
**A2.3**



|          |   |
|----------|---|
| Site     | <b>Chabot College</b>                   |
| Address  | 25555 Hesperian Blvd, Hayward, CA 94545 |
| Building | <b>1700 - Mathematics</b>               |
| Sector   | <b>2nd Floor</b>                        |
| Key Plan |   |





**OPENING TECHNOLOGIES, INC.**

2050 COMMERCE AVENUE  
CONCORD, CA 94520  
PHONE: 925.674.6900  
FAX: 925.674.6995

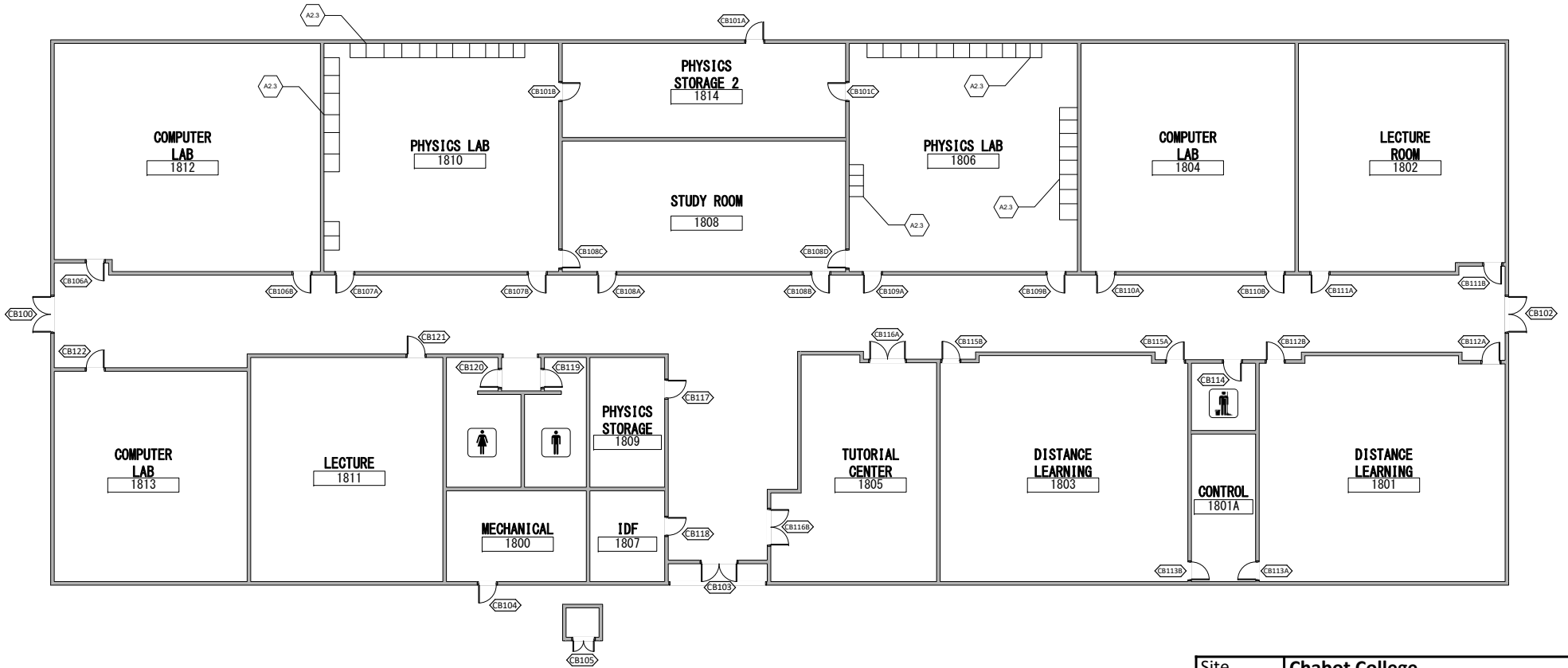
Disclaimer: The detail provided in this document is intended to assist in the planning or installation of products and is not drawn to scale. This drawing is not endorsed by any manufacturer and includes no warranty for errors or omissions. Persons referencing this document do so at their own risk and should exercise due diligence and caution. This document is copyrighted and not for distribution or duplication, all rights reserved. © 2018



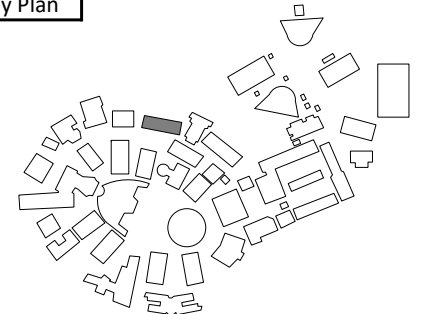
**Chabot Las Positas Community College District**

DATE  
12/14/2018

SHEET  
**A2.2**



|          |   |
|----------|---|
| Site     | <b>Chabot College</b>                   |
| Address  | 25555 Hesperian Blvd, Hayward, CA 94545 |
| Building | <b>Classroom - 1800</b>                 |
| Sector   | <b>1<sup>st</sup> Floor</b>             |
| Key Plan |   |





**OPENING TECHNOLOGIES, INC.**

2050 COMMERCE AVENUE PHONE: 925.674.6900  
CONCORD, CA 94520 FAX: 925.674.6995

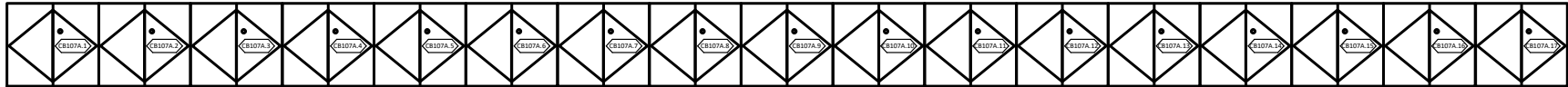
**Disclaimer:** The detail provided in this document is intended to assist in the planning or installation of products and is not drawn to scale. This drawing is not endorsed by any manufacturer and includes no warranty for errors or omissions. Persons referencing this document do so at their own risk and should exercise due diligence and caution. This document is copyrighted and not for distribution or duplication, all rights reserved. © 2018



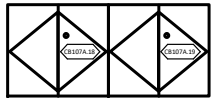
**Chabot Las Positas Community College District**

DATE  
12/14/2018

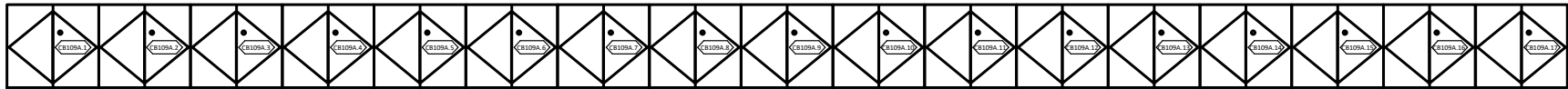
SHEET  
**A2.3**



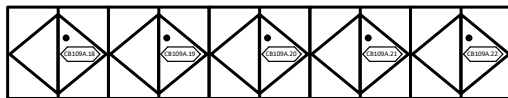
Classroom Building 1800 CB107A  
A2.2



Classroom Building 1800 CB107A  
A2.2

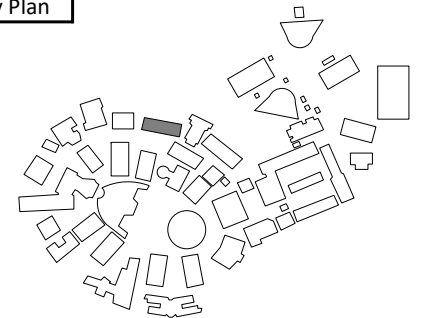


Classroom Building 1800 CB109A  
A2.2



Classroom Building 1800 CB109A  
A2.2

|          |   |
|----------|---|
| Site     | <b>Chabot College</b>                   |
| Address  | 25555 Hesperian Blvd, Hayward, CA 94545 |
| Building | <b>Cabinets - 1800</b>                  |
| Sector   | <b>1<sup>st</sup> Floor</b>             |
| Key Plan |   |





**OPENING TECHNOLOGIES, INC.**

2050 COMMERCE AVENUE  
CONCORD, CA 94520

PHONE: 925.674.6900  
FAX: 925.674.6995

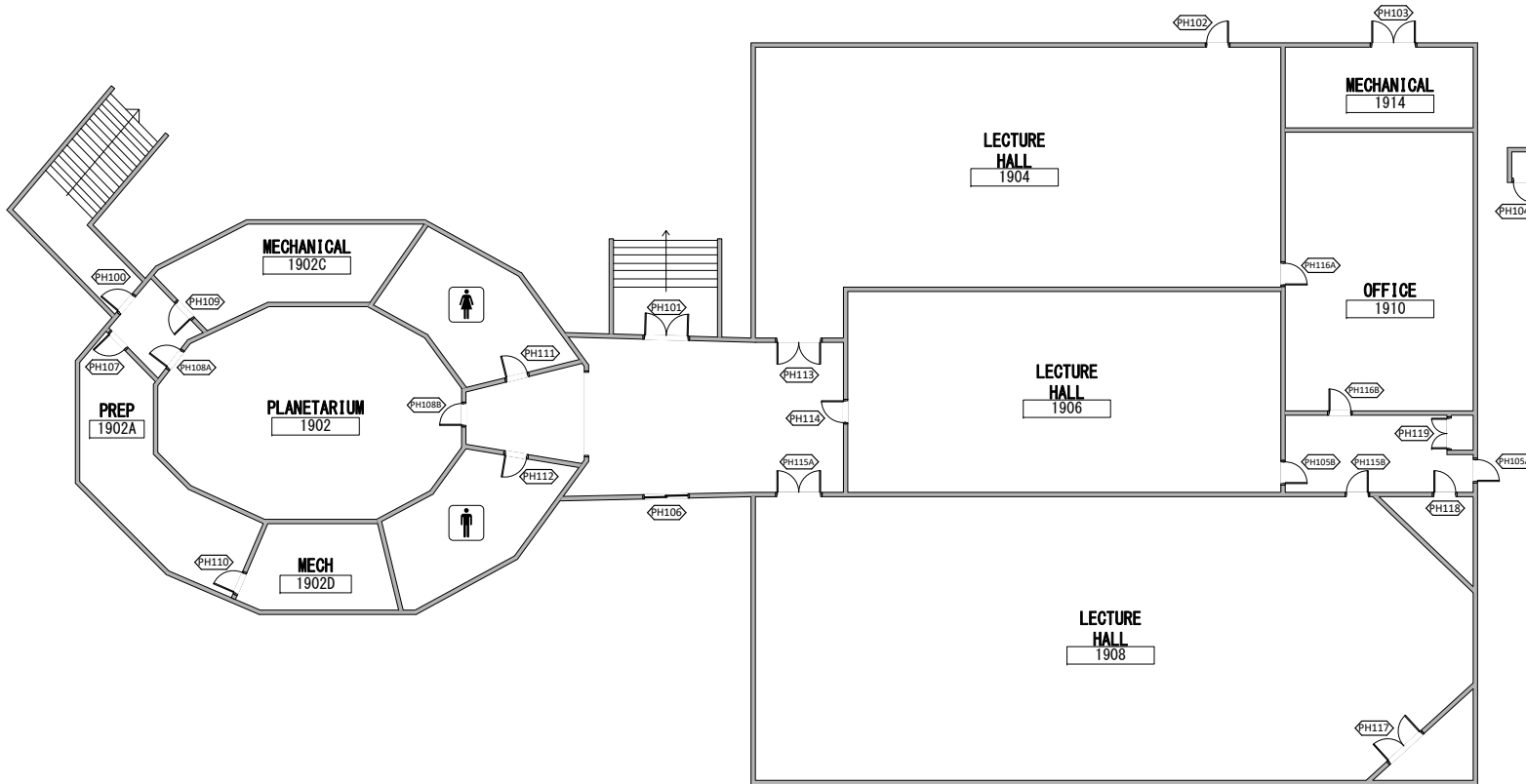
**Disclaimer:** The detail provided in this document is intended to assist in the planning or installation of products and is not drawn to scale. This drawing is not endorsed by any manufacturer and includes no warranty for errors or omissions. Persons referencing this document do so at their own risk and should exercise due diligence and caution. This document is copyrighted and not for distribution or duplication, all rights reserved. © 2018



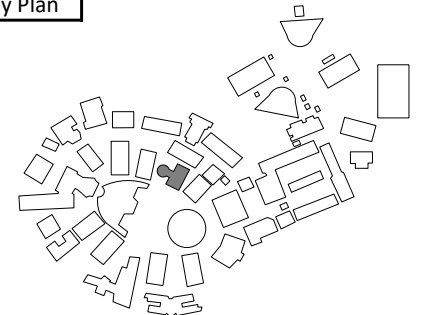
**Chabot Las Positas Community College District**

DATE  
12/14/2018

SHEET  
**A2.2**



|          |   |
|----------|---|
| Site     | <b>Chabot College</b>                   |
| Address  | 25555 Hesperian Blvd, Hayward, CA 94545 |
| Building | 1900 - Planetarium & Lecture Hall       |
| Sector   | <b>1<sup>st</sup> Floor</b>             |
| Key Plan |   |





**OPENING TECHNOLOGIES, INC.**

2050 COMMERCE AVENUE PHONE: 925.674.6900  
CONCORD, CA 94520 FAX: 925.674.6995

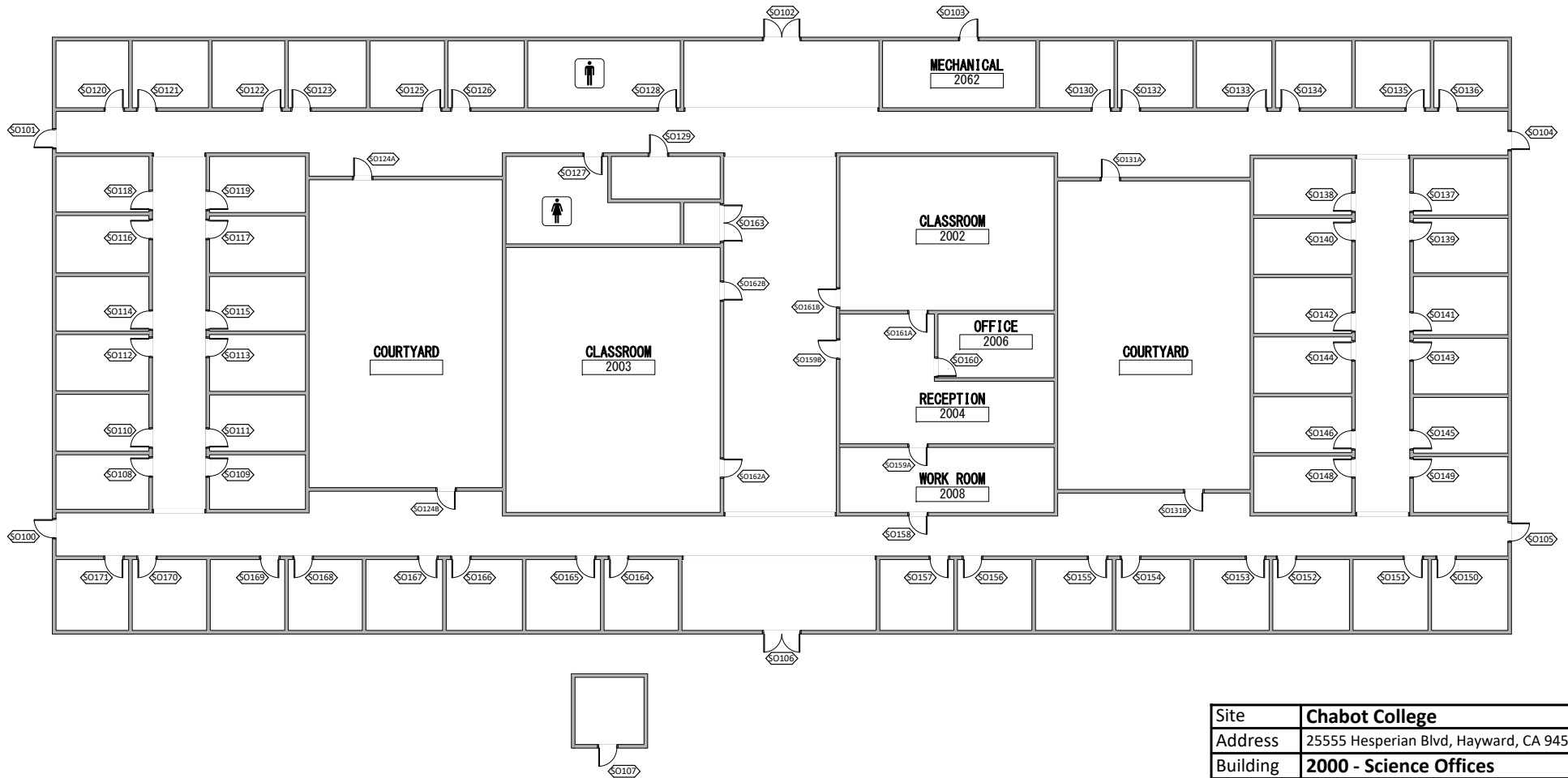
Disclaimer: The detail provided in this document is intended to assist in the planning or installation of products and is not drawn to scale. This drawing is not endorsed by any manufacturer and includes no warranty for errors or omissions. Persons referencing this document do so at their own risk and should exercise due diligence and caution. This document is copyrighted and not for distribution or duplication, all rights reserved. © 2018



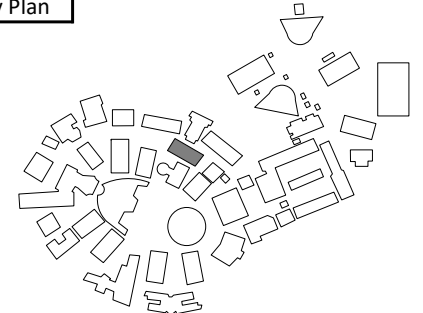
**Chabot Las Positas Community College District**

DATE  
12/14/2018

SHEET  
**A2.2**



|          |   |
|----------|---|
| Site     | <b>Chabot College</b>                   |
| Address  | 25555 Hesperian Blvd, Hayward, CA 94545 |
| Building | <b>2000 - Science Offices</b>           |
| Sector   | <b>1<sup>st</sup> Floor</b>             |
| Key Plan |   |





**OPENING TECHNOLOGIES, INC.**

2050 COMMERCE AVENUE PHONE: 925.674.6900  
CONCORD, CA 94520 FAX: 925.674.6995

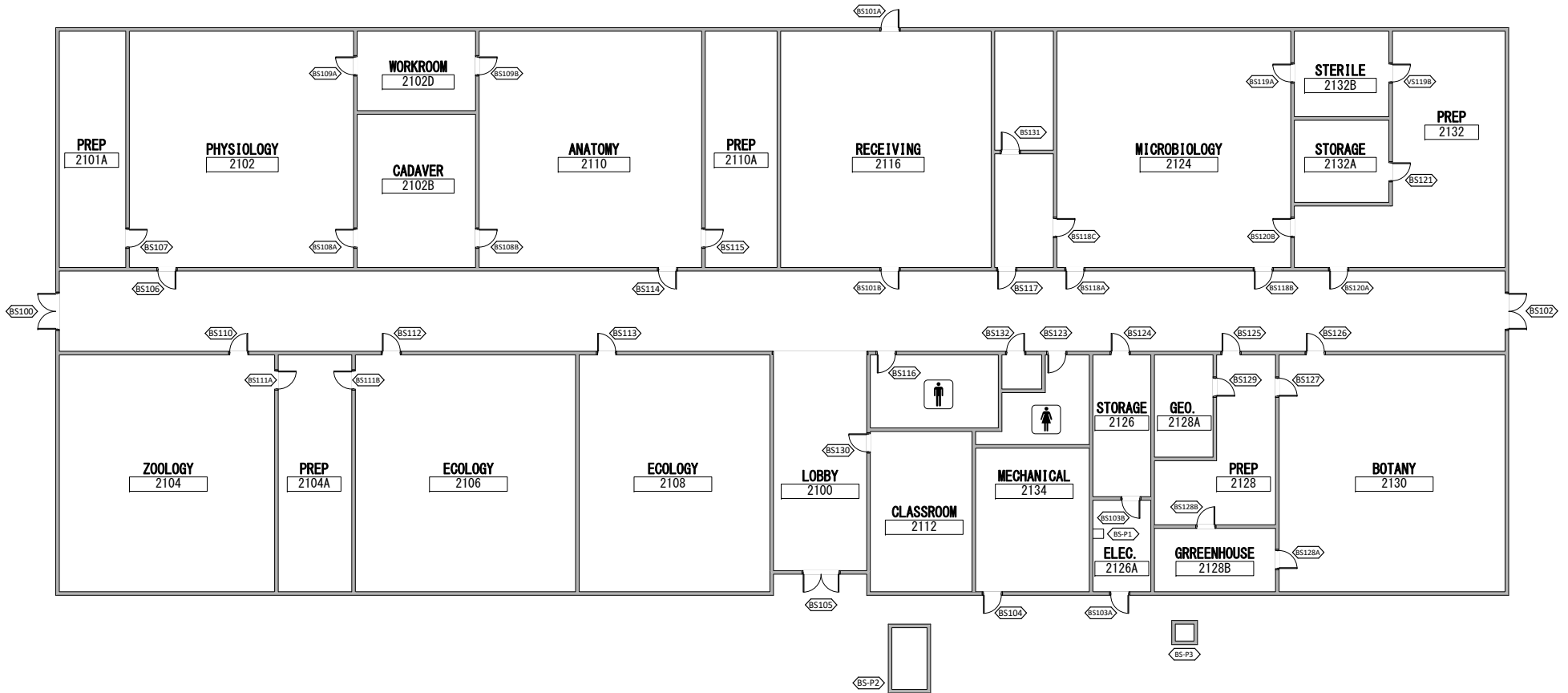
Disclaimer: The detail provided in this document is intended to assist in the planning or installation of products and is not drawn to scale. This drawing is not endorsed by any manufacturer and includes no warranty for errors or omissions. Persons referencing this document do so at their own risk and should exercise due diligence and caution. This document is copyrighted and not for distribution or duplication, all rights reserved. © 2018



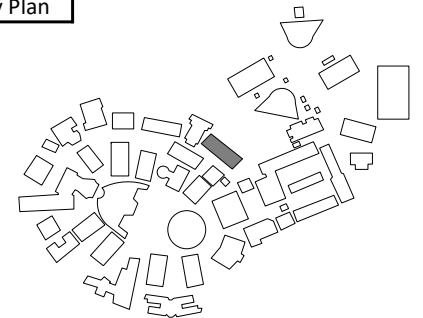
**Chabot Las Positas Community College District**

DATE  
12/14/2018

SHEET  
**A2.2**



|          |   |
|----------|---|
| Site     | <b>Chabot College</b>                   |
| Address  | 25555 Hesperian Blvd, Hayward, CA 94545 |
| Building | <b>Biological Sciences - 2100</b>       |
| Sector   | <b>1<sup>st</sup> Floor</b>             |
| Key Plan |   |







**OPENING**  
TECHNOLOGIES, INC.

2050 COMMERCE AVENUE    PHONE: 925.674.6900  
CONCORD, CA 94520    FAX: 925.674.6995

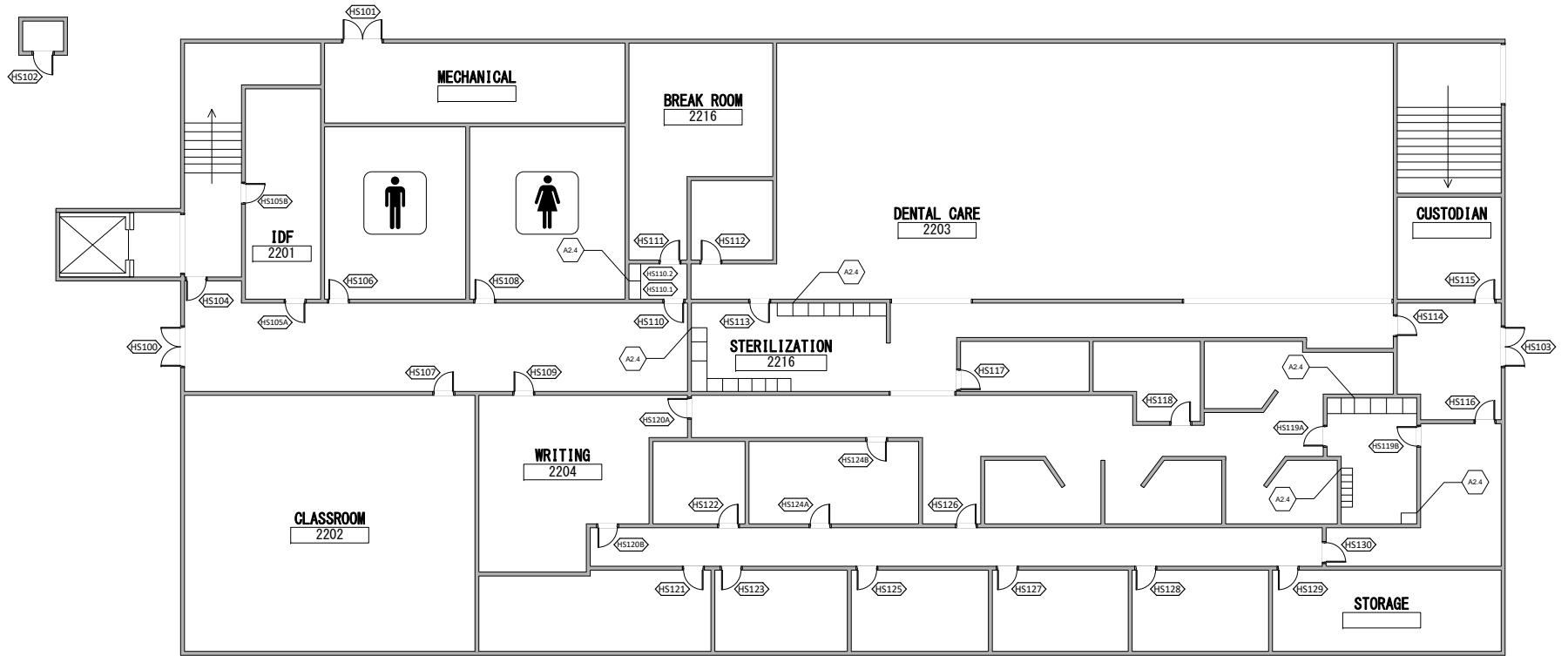
Disclaimer: The detail provided in this document is intended to assist in the planning or installation of products and is not drawn to scale. This drawing is not endorsed by any manufacturer and includes no warranty for errors or omissions. Persons referencing this document do so at their own risk and should exercise due diligence and caution. This document is copyrighted and not for distribution or duplication, all rights reserved. © 2018



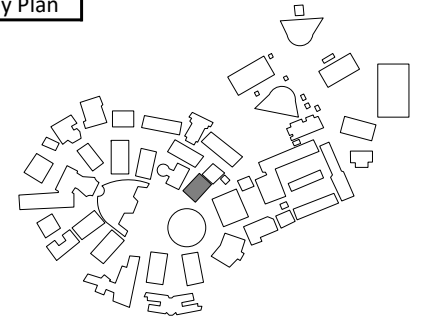
**Chabot Las Positas Community College District**

DATE  
12/14/2018

SHEET  
**A2.2**



|          |   |
|----------|---|
| Site     | <b>Chabot College</b>                   |
| Address  | 25555 Hesperian Blvd, Hayward, CA 94545 |
| Building | <b>2200 - Health Sciences</b>           |
| Sector   | <b>1<sup>st</sup> Floor</b>             |
| Key Plan |   |





**OPENING**  
TECHNOLOGIES, INC.

2050 COMMERCE AVENUE    PHONE: 925.674.6900  
CONCORD, CA 94520    FAX: 925.674.6995

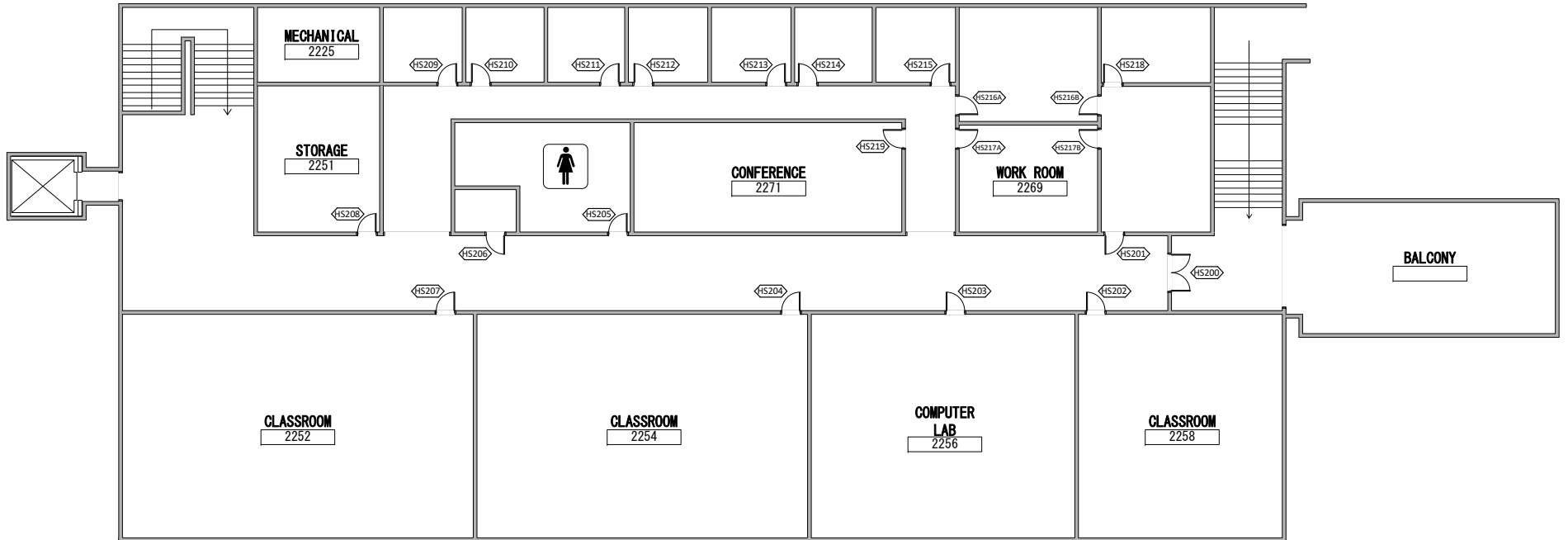
Disclaimer: The detail provided in this document is intended to assist in the planning or installation of products and is not drawn to scale. This drawing is not endorsed by any manufacturer and includes no warranty for errors or omissions. Persons referencing this document do so at their own risk and should exercise due diligence and caution. This document is copyrighted and not for distribution or duplication, all rights reserved. © 2018



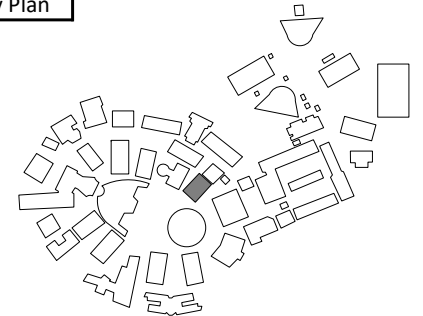
**Chabot Las Positas Community College District**

DATE  
12/14/2018

SHEET  
**A2.3**



|          |   |
|----------|---|
| Site     | <b>Chabot College</b>                   |
| Address  | 25555 Hesperian Blvd, Hayward, CA 94545 |
| Building | <b>2200 - Health Sciences</b>           |
| Sector   | <b>2<sup>nd</sup> Floor</b>             |
| Key Plan |   |





**OPENING**  
TECHNOLOGIES, INC.

2050 COMMERCE AVENUE PHONE: 925.674.6900  
CONCORD, CA 94520 FAX: 925.674.6995

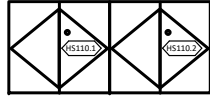
**Disclaimer:** The detail provided in this document is intended to assist in the planning or installation of products and is not drawn to scale. This drawing is not endorsed by any manufacturer and includes no warranty for errors or omissions. Persons referencing this document do so at their own risk and should exercise due diligence and caution. This document is copyrighted and not for distribution or duplication, all rights reserved. © 2018



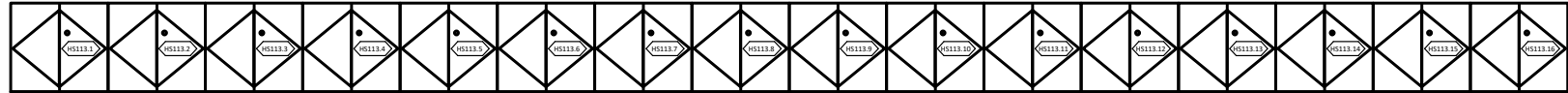
**Chabot Las Positas Community College District**

DATE  
12/14/2018

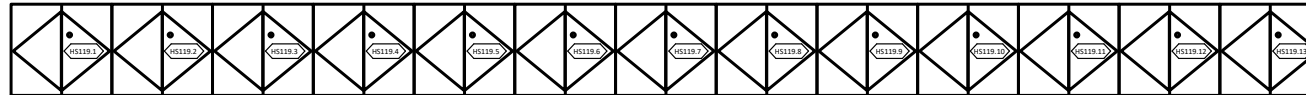
SHEET  
**A2.3**



Health Sciences 1<sup>st</sup> Floor HS110  
A2.2

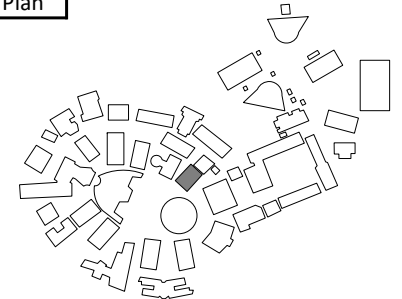


Health Sciences 1<sup>st</sup> Floor HS113  
A2.2



Health Sciences 1<sup>st</sup> Floor HS119  
A2.2

|          |   |
|----------|---|
| Site     | <b>Chabot College</b>                   |
| Address  | 25555 Hesperian Blvd, Hayward, CA 94545 |
| Building | <b>2200 - Cabinets</b>                  |
| Sector   | <b>2<sup>nd</sup> Floor</b>             |
| Key Plan |   |





**OPENING TECHNOLOGIES, INC.**

2050 COMMERCE AVENUE  
CONCORD, CA 94520

PHONE: 925.674.6900  
FAX: 925.674.6995

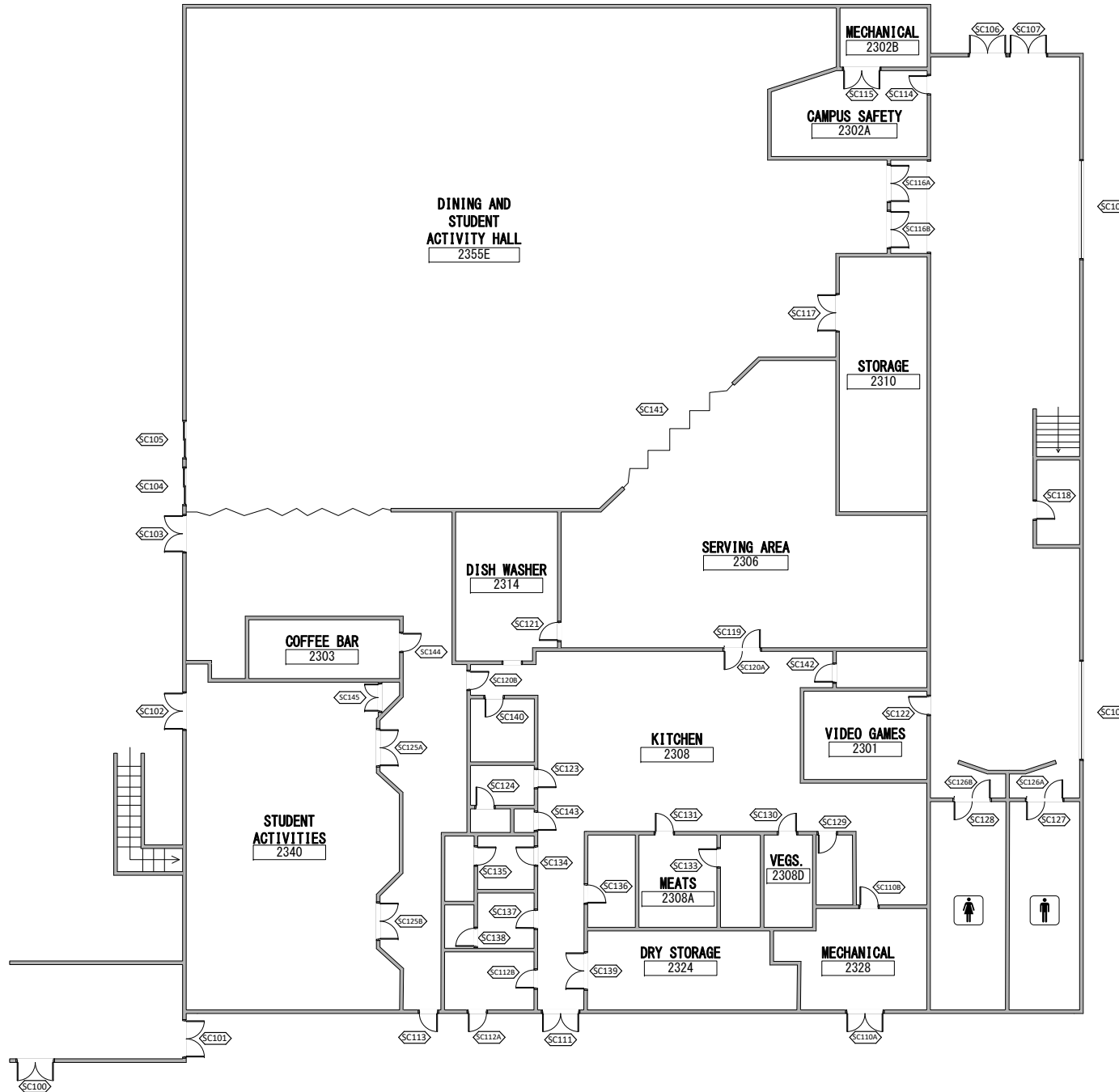
Disclaimer: The detail provided in this document is intended to assist in the planning or installation of products and is not drawn to scale. This drawing is not endorsed by any manufacturer and includes no warranty for errors or omissions. Persons referencing this document do so at their own risk and should exercise due diligence and caution. This document is copyrighted and not for distribution or duplication, all rights reserved. © 2018



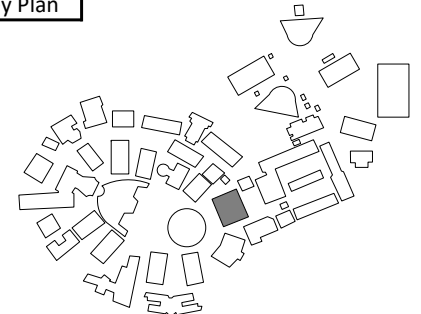
**Chabot Las Positas Community College District**

DATE  
12/14/2018

SHEET  
**A2.2**



|          |   |
|----------|---|
| Site     | <b>Chabot College</b>                   |
| Address  | 25555 Hesperian Blvd, Hayward, CA 94545 |
| Building | <b>2300 - Student Center</b>            |
| Sector   | <b>1st Floor</b>                        |
| Key Plan |   |





OPENING TECHNOLOGIES, INC.

2050 COMMERCE AVENUE PHONE: 925.674.6900  
CONCORD, CA 94520 FAX: 925.674.6995

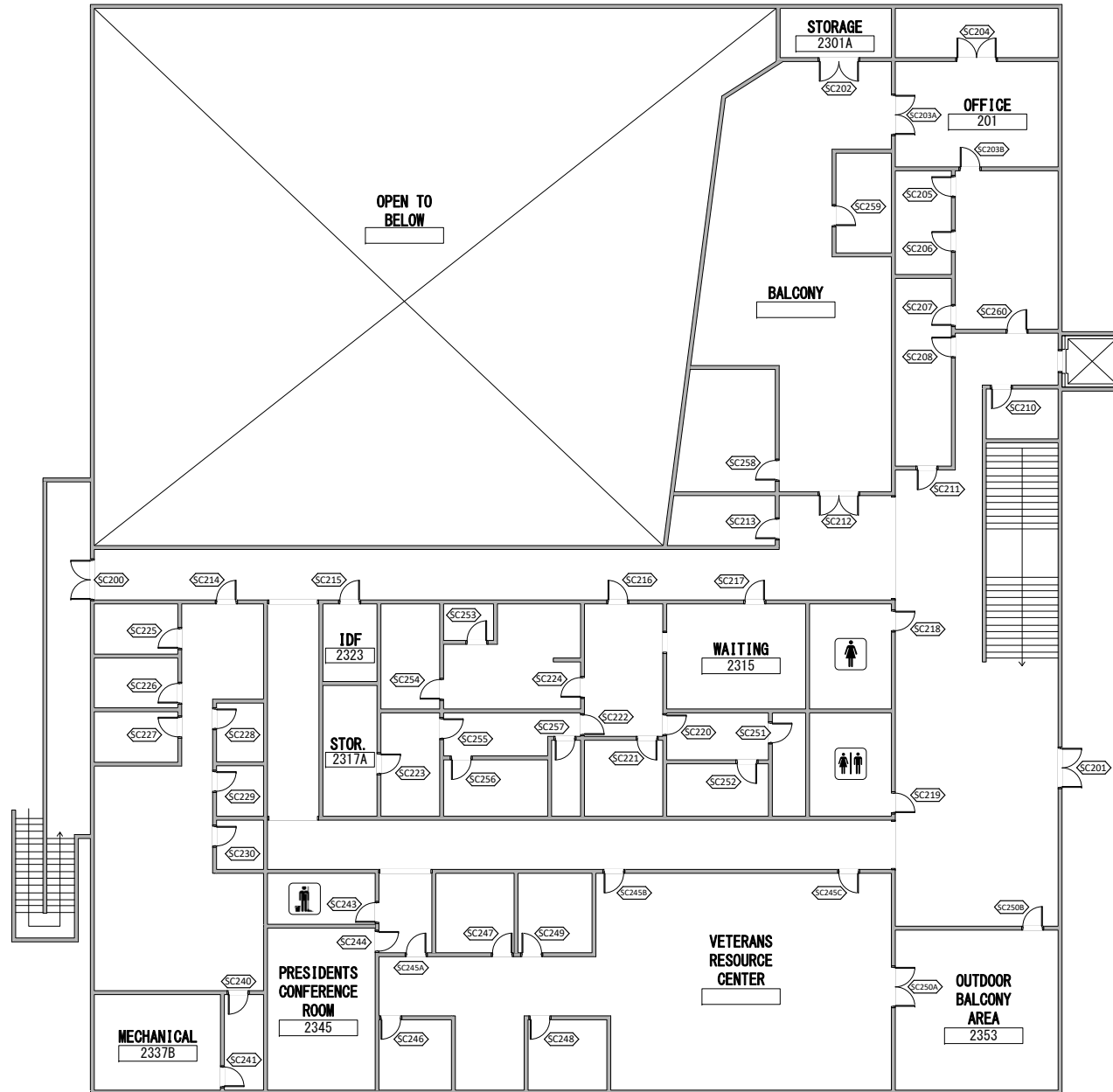
Disclaimer: The detail provided in this document is intended to assist in the planning or installation of products and is not drawn to scale. This drawing is not endorsed by any manufacturer and includes no warranty for errors or omissions. Persons referencing this document do so at their own risk and should exercise due diligence and caution. This document is copyrighted and not for distribution or duplication, all rights reserved. © 2018



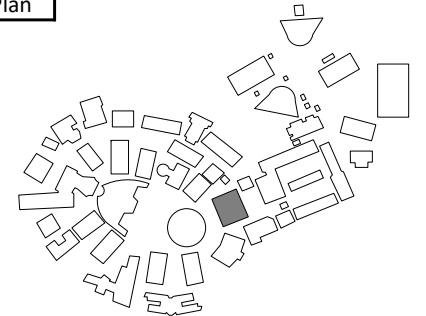
Chabot Las Positas Community College District

DATE  
12/14/2018

SHEET  
A2.3



|          |   |
|----------|---|
| Site     | <b>Chabot College</b>                   |
| Address  | 25555 Hesperian Blvd, Hayward, CA 94545 |
| Building | <b>2300 - Student Center</b>            |
| Sector   | <b>2nd Floor</b>                        |
| Key Plan |   |





**OPENING TECHNOLOGIES, INC.**

2050 COMMERCE AVENUE  
CONCORD, CA 94520

PHONE: 925.674.6900  
FAX: 925.674.6995

**Disclaimer:** The detail provided in this document is intended to assist in the planning or installation of products and is not drawn to scale. This drawing is not endorsed by any manufacturer and includes no warranty for errors or omissions. Persons referencing this document do so at their own risk and should exercise due diligence and caution. This document is copyrighted and not for distribution or duplication, all rights reserved. © 2018



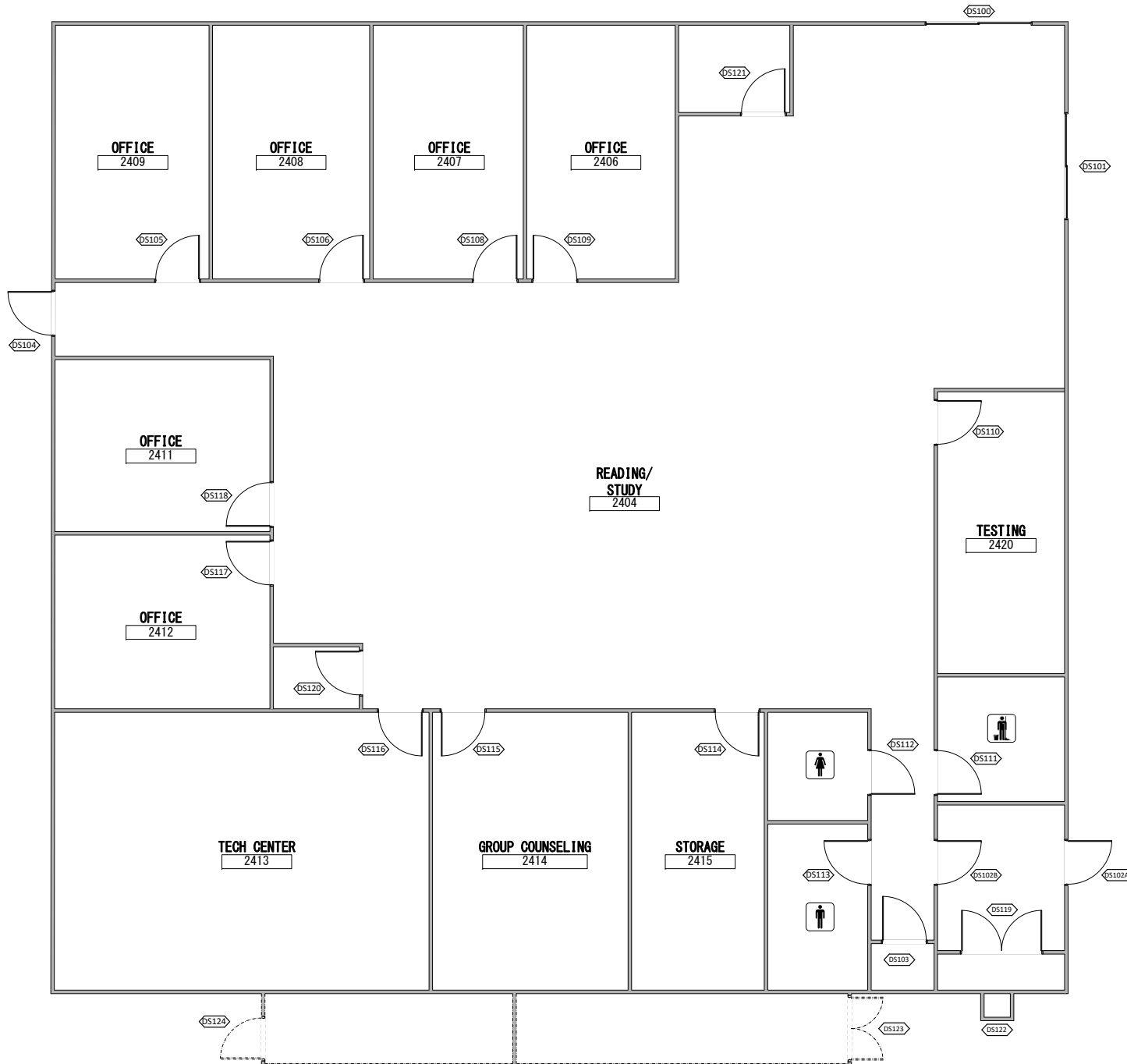
**Chabot Las Positas Community College District**

DATE

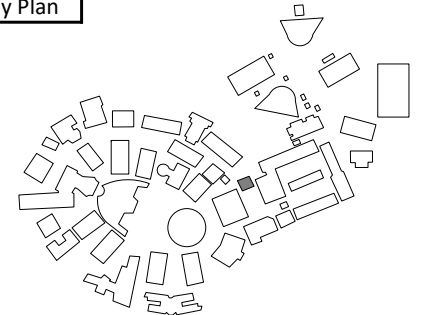
12/14/2018

SHEET

**A2.2**



|          |   |
|----------|---|
| Site     | <b>Chabot College</b>                   |
| Address  | 25555 Hesperian Blvd, Hayward, CA 94545 |
| Building | <b>2400 - Disabled Student Services</b> |
| Sector   | <b>1st Floor</b>                        |
| Key Plan |   |





**OPENING**  
TECHNOLOGIES, INC.

2050 COMMERCE AVENUE  
CONCORD, CA 94520  
PHONE: 925.674.6900  
FAX: 925.674.6995

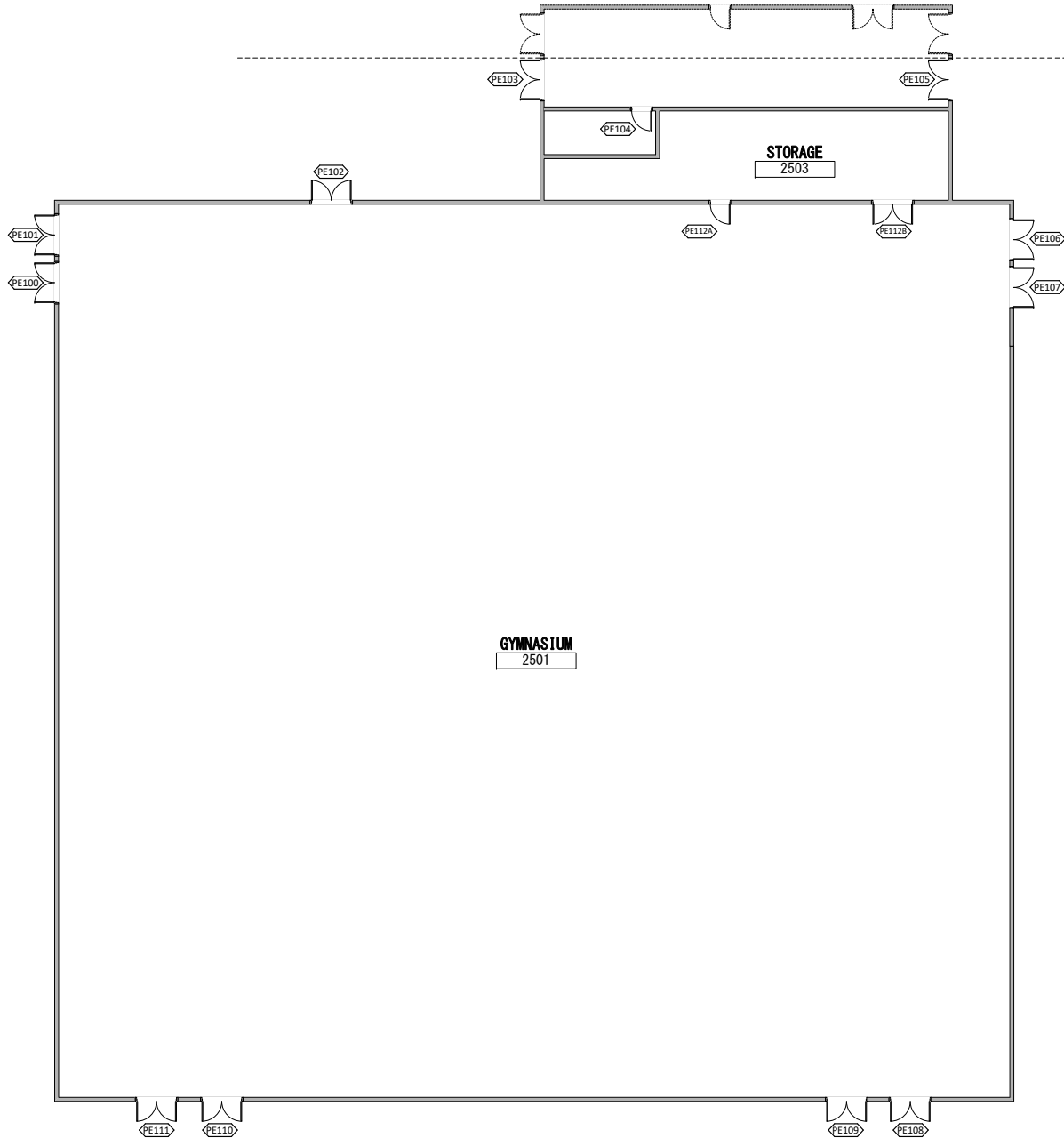
Disclaimer: The detail provided in this document is intended to assist in the planning or installation of products and is not drawn to scale. This drawing is not endorsed by any manufacturer and includes no warranty for errors or omissions. Persons referencing this document do so at their own risk and should exercise due diligence and caution. This document is copyrighted and not for distribution or duplication, all rights reserved. © 2018



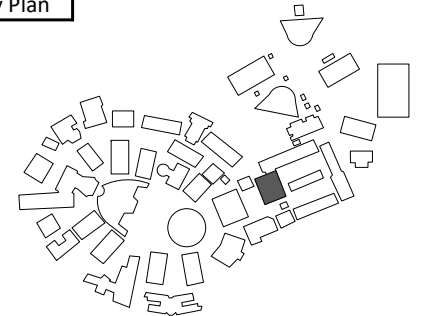
**Chabot Las Positas Community College District**

DATE  
12/14/2018

SHEET  
**A2.2**



|          |  |
|----------|--|
| Site     | <b>Chabot College</b>                    |
| Address  | 25555 Hesperian Blvd, Hayward, CA 94545  |
| Building | <b>2500 - Physical Education Complex</b> |
| Sector   | <b>1st Floor</b>                         |
| Key Plan |  |





**OPENING TECHNOLOGIES, INC.**

2050 COMMERCE AVENUE PHONE: 925.674.6900  
CONCORD, CA 94520 FAX: 925.674.6995

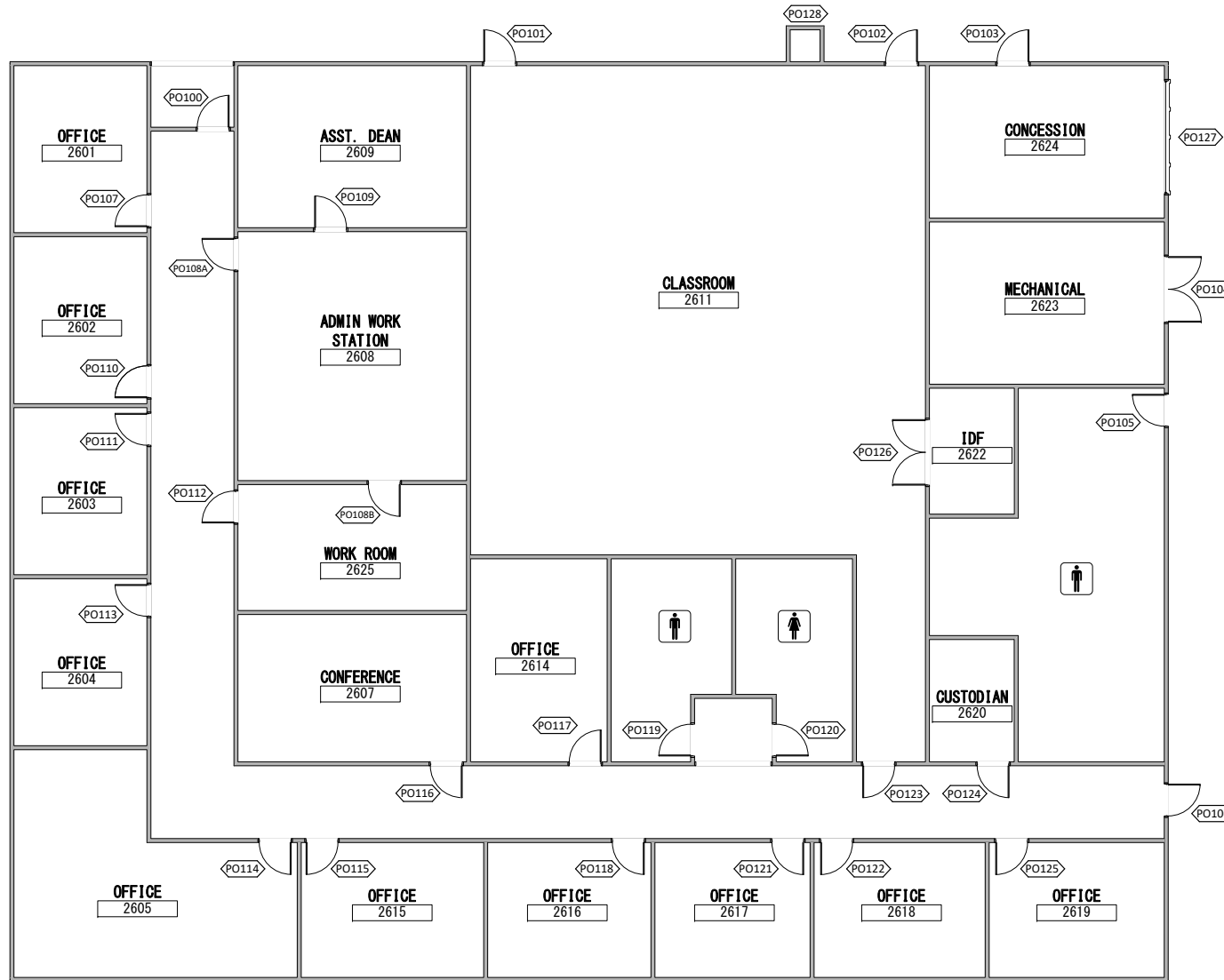
Disclaimer: The detail provided in this document is intended to assist in the planning or installation of products and is not drawn to scale. This drawing is not endorsed by any manufacturer and includes no warranty for errors or omissions. Persons referencing this document do so at their own risk and should exercise due diligence and caution. This document is copyrighted and not for distribution or duplication, all rights reserved. © 2018



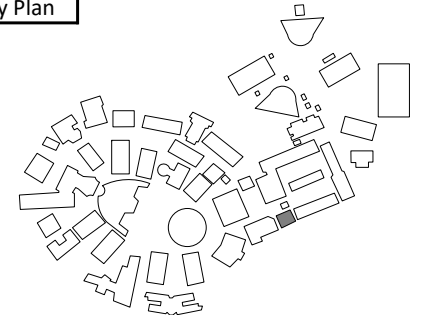
**Chabot Las Positas Community College District**

DATE  
12/14/2018

SHEET  
**A2.2**



|          |   |
|----------|---|
| Site     | <b>Chabot College</b>                   |
| Address  | 25555 Hesperian Blvd, Hayward, CA 94545 |
| Building | <b>2600 - Physical Education Office</b> |
| Sector   | <b>1st Floor</b>                        |
| Key Plan |   |







**OPENING TECHNOLOGIES, INC.**

2050 COMMERCE AVENUE PHONE: 925.674.6900  
CONCORD, CA 94520 FAX: 925.674.6995

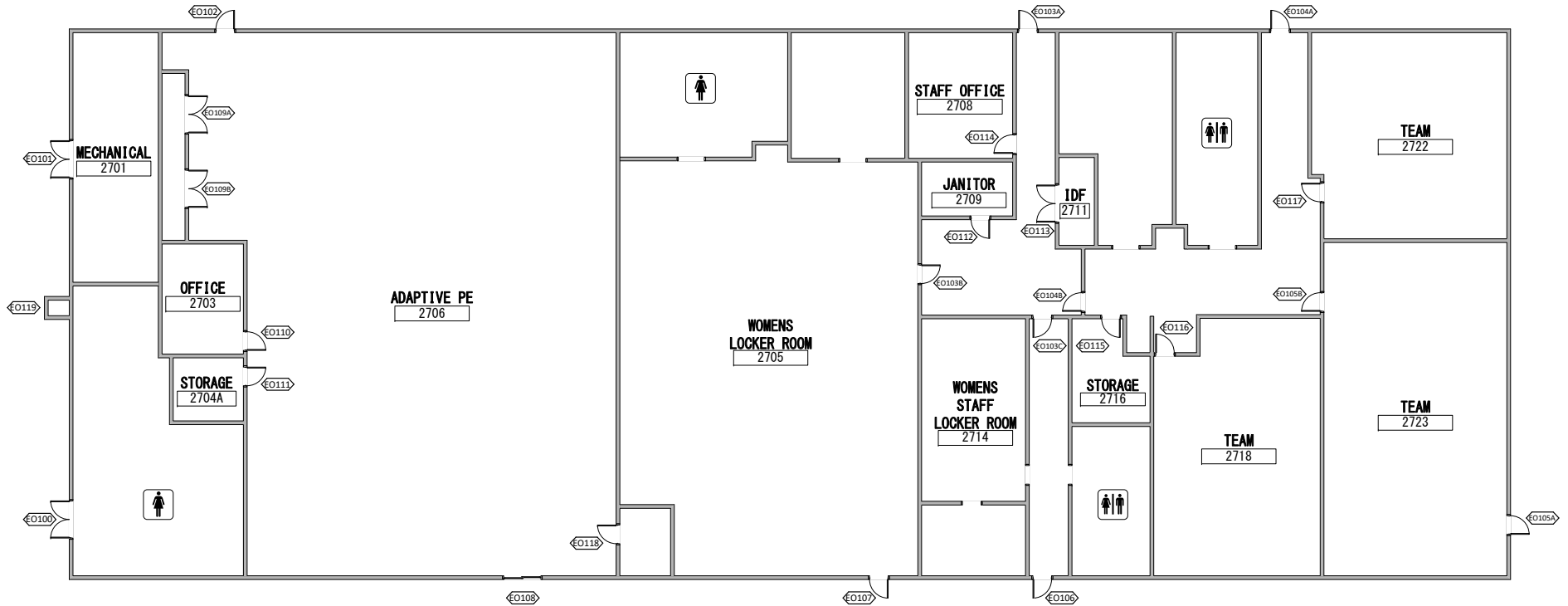
Disclaimer: The detail provided in this document is intended to assist in the planning or installation of products and is not drawn to scale. This drawing is not endorsed by any manufacturer and includes no warranty for errors or omissions. Persons referencing this document do so at their own risk and should exercise due diligence and caution. This document is copyrighted and not for distribution or duplication, all rights reserved. © 2018



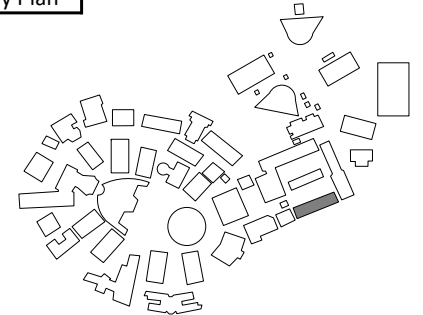
**Chabot Las Positas Community College District**

DATE  
12/14/2018

SHEET  
**A2.2**



|          |   |
|----------|---|
| Site     | <b>Chabot College</b>                   |
| Address  | 25555 Hesperian Blvd, Hayward, CA 94545 |
| Building | <b>2700 - Physical Education Office</b> |
| Sector   | <b>1<sup>st</sup> Floor</b>             |
| Key Plan |   |





**OPENING TECHNOLOGIES, INC.**

2050 COMMERCE AVENUE PHONE: 925.674.6900  
CONCORD, CA 94520 FAX: 925.674.6995

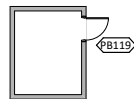
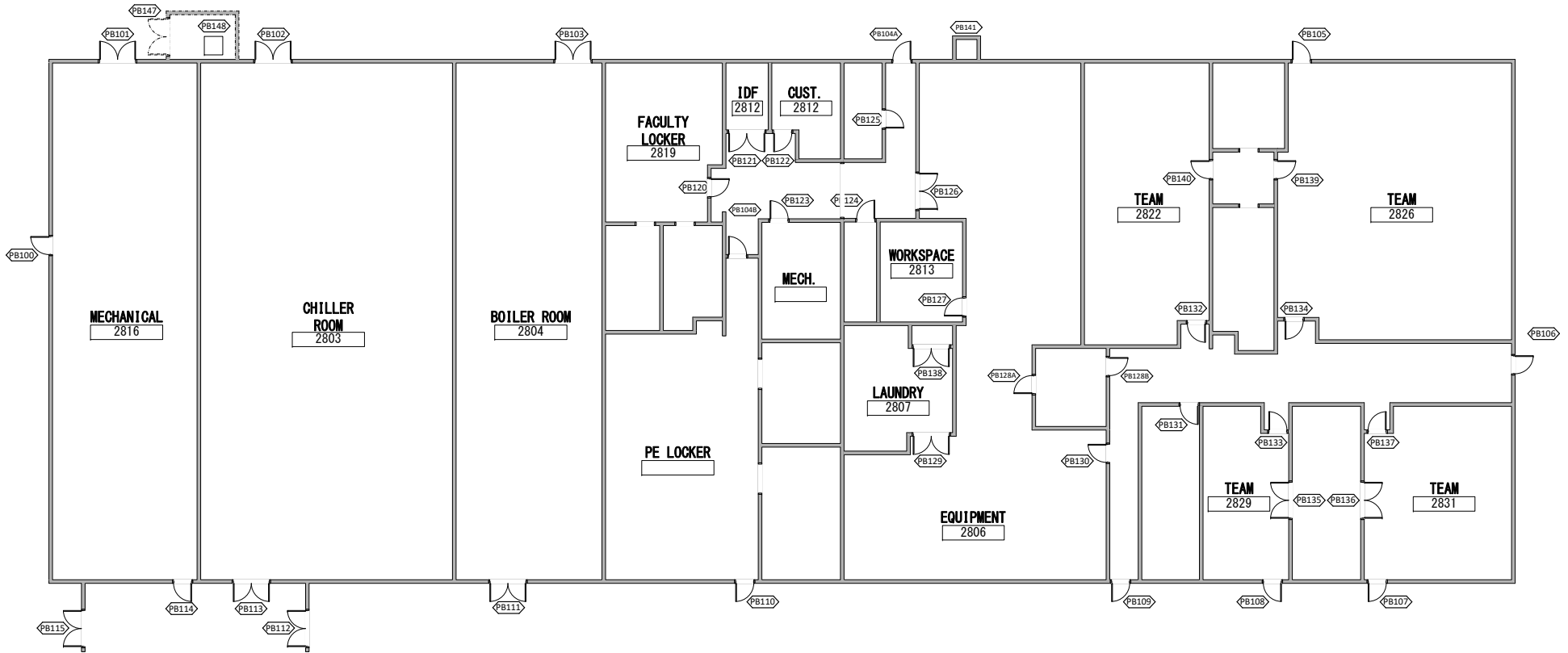
**Disclaimer:** The detail provided in this document is intended to assist in the planning or installation of products and is not drawn to scale. This drawing is not endorsed by any manufacturer and includes no warranty for errors or omissions. Persons referencing this document do so at their own risk and should exercise due diligence and caution. This document is copyrighted and not for distribution or duplication, all rights reserved. © 2018



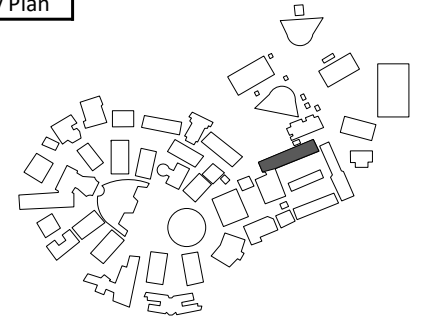
**Chabot Las Positas Community College District**

DATE  
12/14/2018

SHEET  
**A2.2**



|          |   |
|----------|---|
| Site     | <b>Chabot College</b>                     |
| Address  | 25555 Hesperian Blvd, Hayward, CA 94545   |
| Building | <b>2800 - Physical Education Building</b> |
| Sector   | <b>1<sup>st</sup> Floor</b>               |
| Key Plan |   |





**OPENING TECHNOLOGIES, INC.**

2050 COMMERCE AVENUE  
CONCORD, CA 94520

PHONE: 925.674.6900  
FAX: 925.674.6995

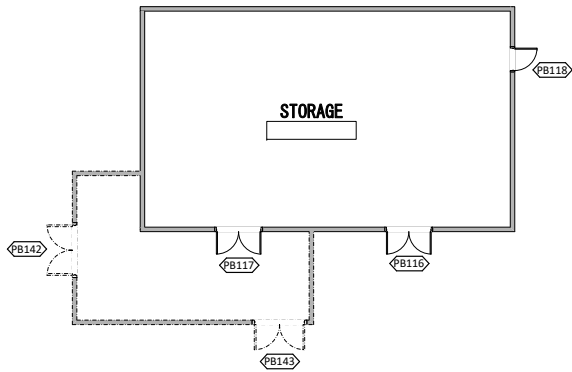
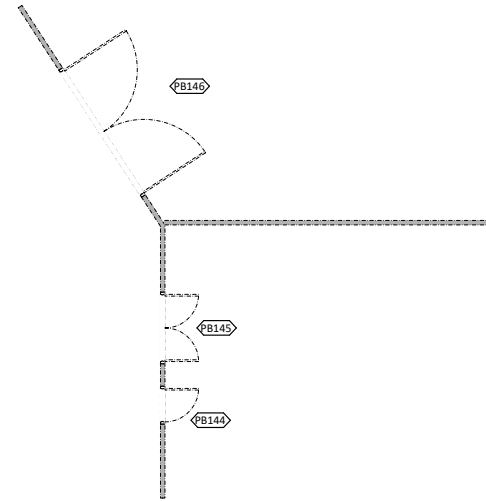
**Disclaimer:** The detail provided in this document is intended to assist in the planning or installation of products and is not drawn to scale. This drawing is not endorsed by any manufacturer and includes no warranty for errors or omissions. Persons referencing this document do so at their own risk and should exercise due diligence and caution. This document is copyrighted and not for distribution or duplication, all rights reserved. © 2018



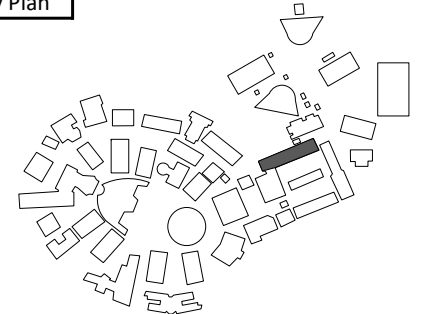
**Chabot Las Positas Community College District**

DATE  
12/14/2018

SHEET  
**A2.2**



|          |   |
|----------|---|
| Site     | <b>Chabot College</b>                     |
| Address  | 25555 Hesperian Blvd, Hayward, CA 94545   |
| Building | <b>2800 - Physical Education Building</b> |
| Sector   | <b>1<sup>st</sup> Floor</b>               |
| Key Plan |   |





**OPENING TECHNOLOGIES, INC.**

2050 COMMERCE AVENUE PHONE: 925.674.6900  
CONCORD, CA 94520 FAX: 925.674.6995

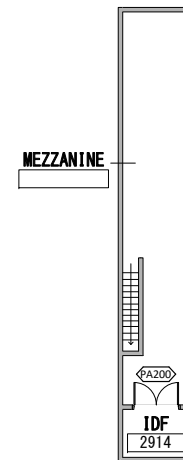
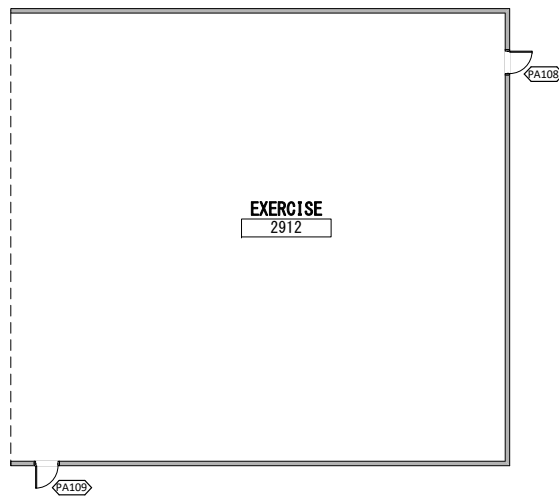
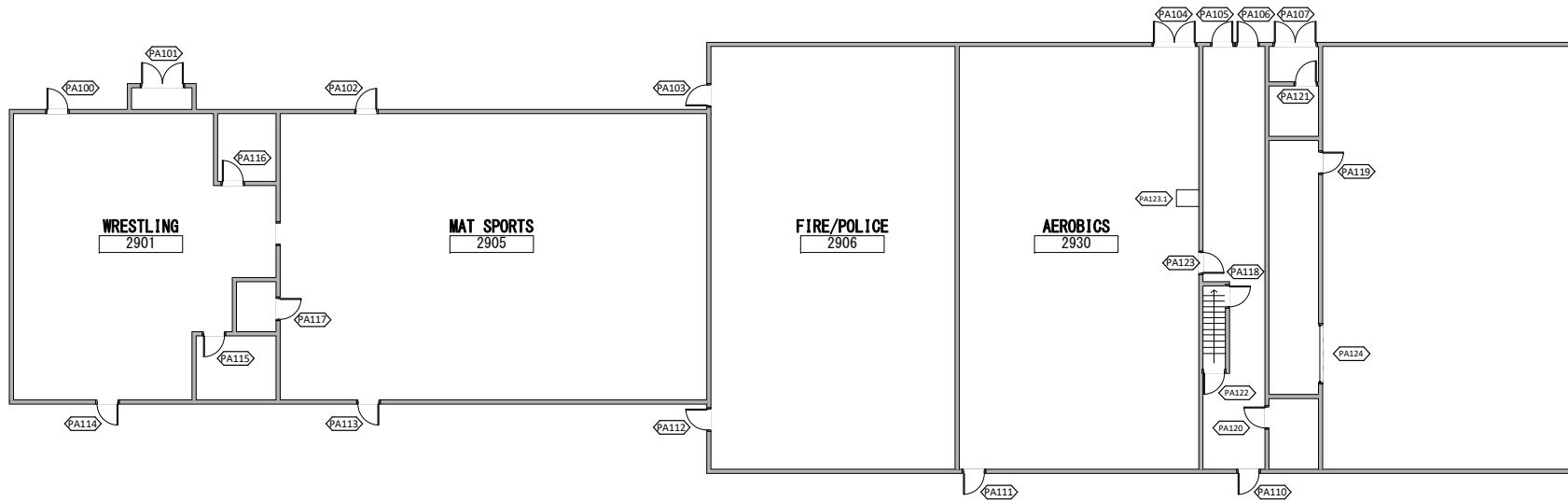
Disclaimer: The detail provided in this document is intended to assist in the planning or installation of products and is not drawn to scale. This drawing is not endorsed by any manufacturer and includes no warranty for errors or omissions. Persons referencing this document do so at their own risk and should exercise due diligence and caution. This document is copyrighted and not for distribution or duplication, all rights reserved. © 2018



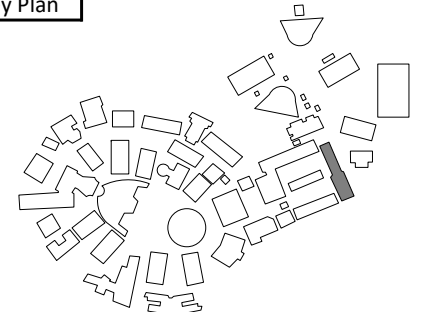
**Chabot Las Positas Community College District**

DATE  
12/14/2018

SHEET  
**A2.2**



|          |   |
|----------|---|
| Site     | <b>Chabot College</b>                         |
| Address  | 25555 Hesperian Blvd, Hayward, CA 94545       |
| Building | 2900 - Physical Education Activities Building |
| Sector   | <b>1st Floor</b>                              |
| Key Plan |   |





**OPENING**  
TECHNOLOGIES, INC.

2050 COMMERCE AVENUE  
CONCORD, CA 94520

PHONE: 925.674.6900  
FAX: 925.674.6995

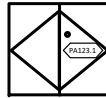
**Disclaimer:** The detail provided in this document is intended to assist in the planning or installation of products and is not drawn to scale. This drawing is not endorsed by any manufacturer and includes no warranty for errors or omissions. Persons referencing this document do so at their own risk and should exercise due diligence and caution. This document is copyrighted and not for distribution or duplication, all rights reserved. © 2018



**Chabot Las Positas Community College District**

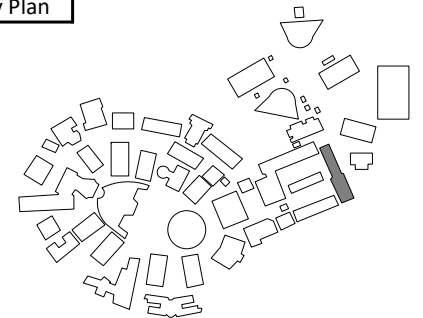
**DATE**  
12/14/2018

**SHEET**  
A2.2



Physical Education Activities - Aerobics PA123  
A2.2

|          |  |
|----------|--|
| Site     | <b>Chabot College</b>                                |
| Address  | 25555 Hesperian Blvd, Hayward, CA 94545              |
| Building | <b>2900 - Physical Education Activities Building</b> |
| Sector   | <b>Cabinets</b>                                      |
| Key Plan |  |





**OPENING**  
TECHNOLOGIES, INC.

2050 COMMERCE AVENUE    PHONE: 925.674.6900  
CONCORD, CA 94520    FAX: 925.674.6995

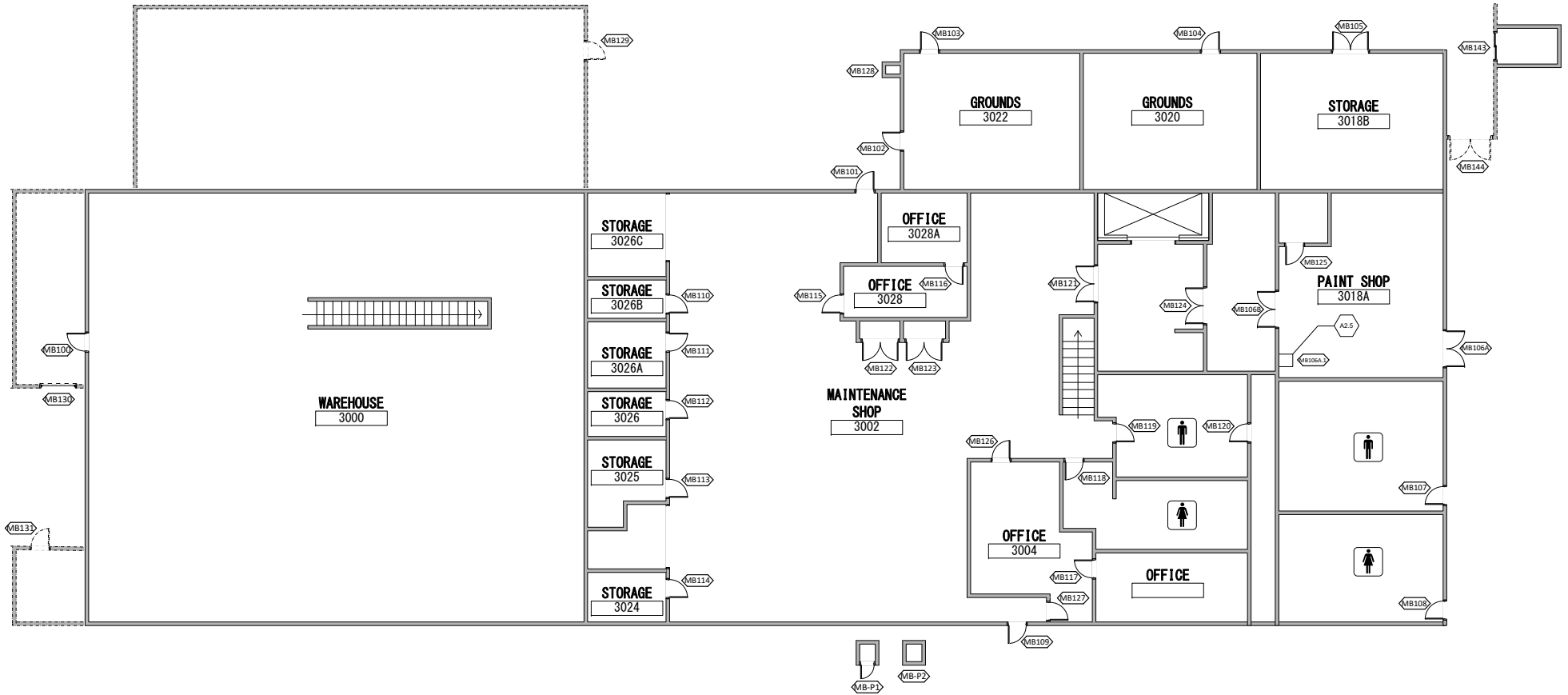
Disclaimer: The detail provided in this document is intended to assist in the planning or installation of products and is not drawn to scale. This drawing is not endorsed by any manufacturer and includes no warranty for errors or omissions. Persons referencing this document do so at their own risk and should exercise due diligence and caution. This document is copyrighted and not for distribution or duplication, all rights reserved. © 2018



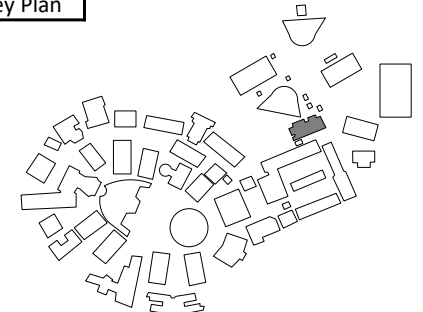
**Chabot Las Positas Community College District**

DATE  
12/14/2018

SHEET  
**A2.2**



|          |   |
|----------|---|
| Site     | <b>Chabot College</b>                   |
| Address  | 25555 Hesperian Blvd, Hayward, CA 94545 |
| Building | <b>3000 - Maintenance</b>               |
| Sector   | <b>1<sup>st</sup> Floor</b>             |
| Key Plan |   |





**OPENING**  
TECHNOLOGIES, INC.

2050 COMMERCE AVENUE    PHONE: 925.674.6900  
CONCORD, CA 94520    FAX: 925.674.6995

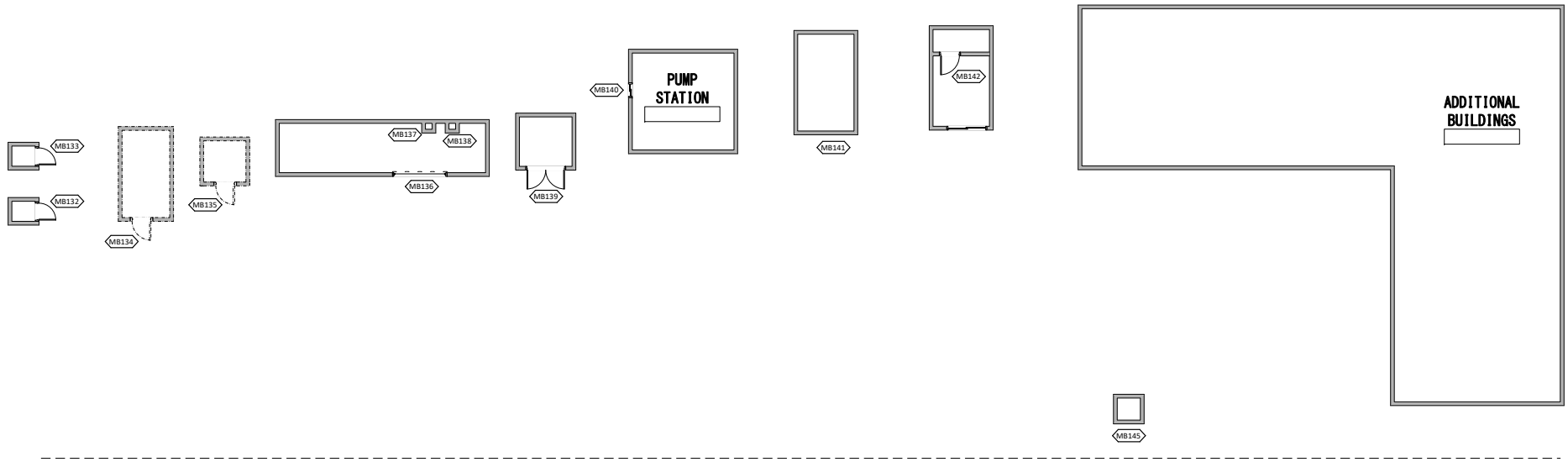
**Disclaimer:** The detail provided in this document is intended to assist in the planning or installation of products and is not drawn to scale. This drawing is not endorsed by any manufacturer and includes no warranty for errors or omissions. Persons referencing this document do so at their own risk and should exercise due diligence and caution. This document is copyrighted and not for distribution or duplication, all rights reserved. © 2018



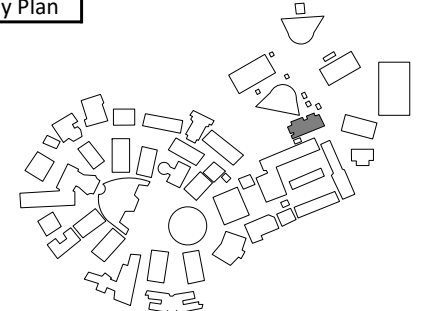
**Chabot Las Positas Community College District**

**DATE**  
12/14/2018

**SHEET**  
**A2.3**



|          |   |
|----------|---|
| Site     | <b>Chabot College</b>                   |
| Address  | 25555 Hesperian Blvd, Hayward, CA 94545 |
| Building | <b>3000 - Maintenance</b>               |
| Sector   | <b>Additional Buildings</b>             |
| Key Plan |   |





**OPENING**  
TECHNOLOGIES, INC.

2050 COMMERCE AVENUE  
CONCORD, CA 94520

PHONE: 925.674.6900  
FAX: 925.674.6995

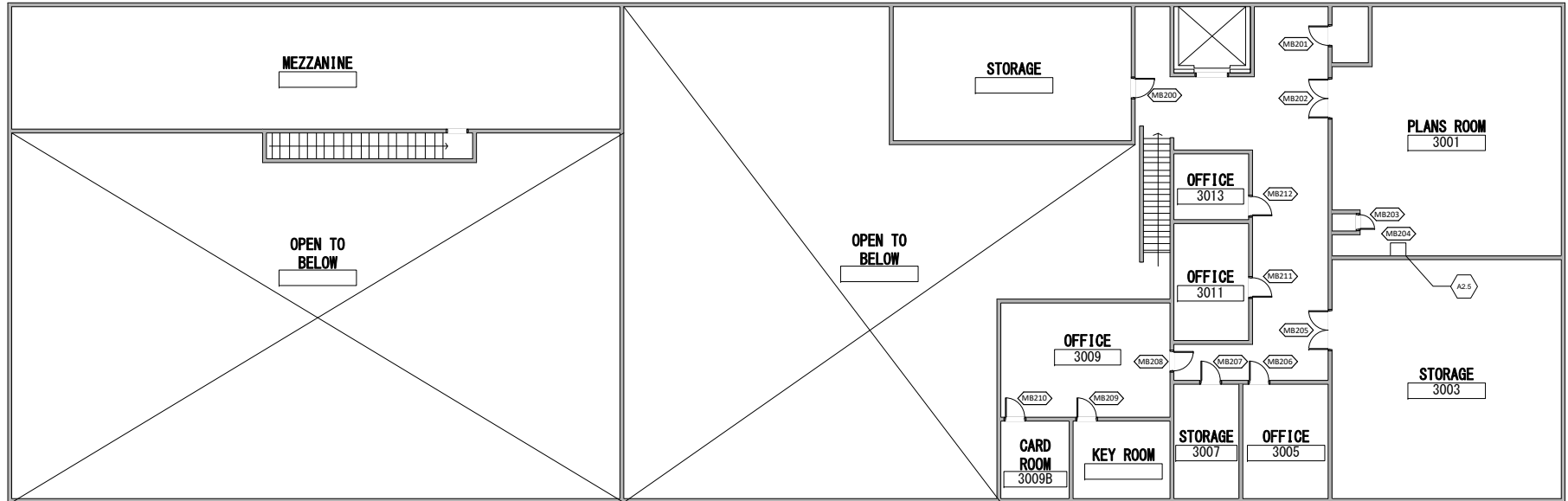
Disclaimer: The detail provided in this document is intended to assist in the planning or installation of products and is not drawn to scale. This drawing is not endorsed by any manufacturer and includes no warranty for errors or omissions. Persons referencing this document do so at their own risk and should exercise due diligence and caution. This document is copyrighted and not for distribution or duplication, all rights reserved. © 2018



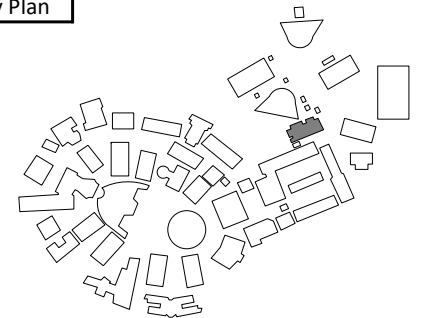
**Chabot Las Positas Community College District**

DATE  
12/14/2018

SHEET  
**A2.4**



|          |   |
|----------|---|
| Site     | <b>Chabot College</b>                   |
| Address  | 25555 Hesperian Blvd, Hayward, CA 94545 |
| Building | <b>3000 - Maintenance</b>               |
| Sector   | <b>2<sup>nd</sup> Floor</b>             |
| Key Plan |   |







**OPENING**  
TECHNOLOGIES, INC.

2050 COMMERCE AVENUE  
CONCORD, CA 94520

PHONE: 925.674.6900  
FAX: 925.674.6995

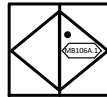
**Disclaimer:** The detail provided in this document is intended to assist in the planning or installation of products and is not drawn to scale. This drawing is not endorsed by any manufacturer and includes no warranty for errors or omissions. Persons referencing this document do so at their own risk and should exercise due diligence and caution. This document is copyrighted and not for distribution or duplication, all rights reserved. © 2018



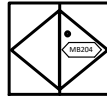
**Chabot Las Positas Community College District**

**DATE**  
12/14/2018

**SHEET**  
**A2.5**

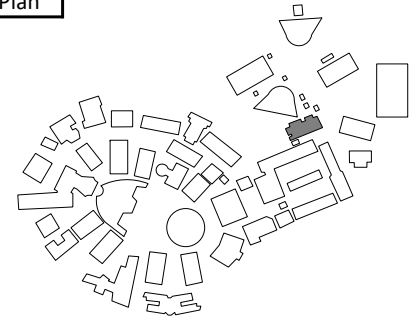


Maintenance Building MB106A  
A2.2



Maintenance Building MB204  
A2.4

|          |   |
|----------|---|
| Site     | <b>Chabot College</b>                   |
| Address  | 25555 Hesperian Blvd, Hayward, CA 94545 |
| Building | <b>3000 - Maintenance</b>               |
| Sector   | <b>2<sup>nd</sup> Floor</b>             |
| Key Plan |   |





**OPENING**  
TECHNOLOGIES, INC.

2050 COMMERCE AVENUE  
CONCORD, CA 94520

PHONE: 925.674.6900  
FAX: 925.674.6995

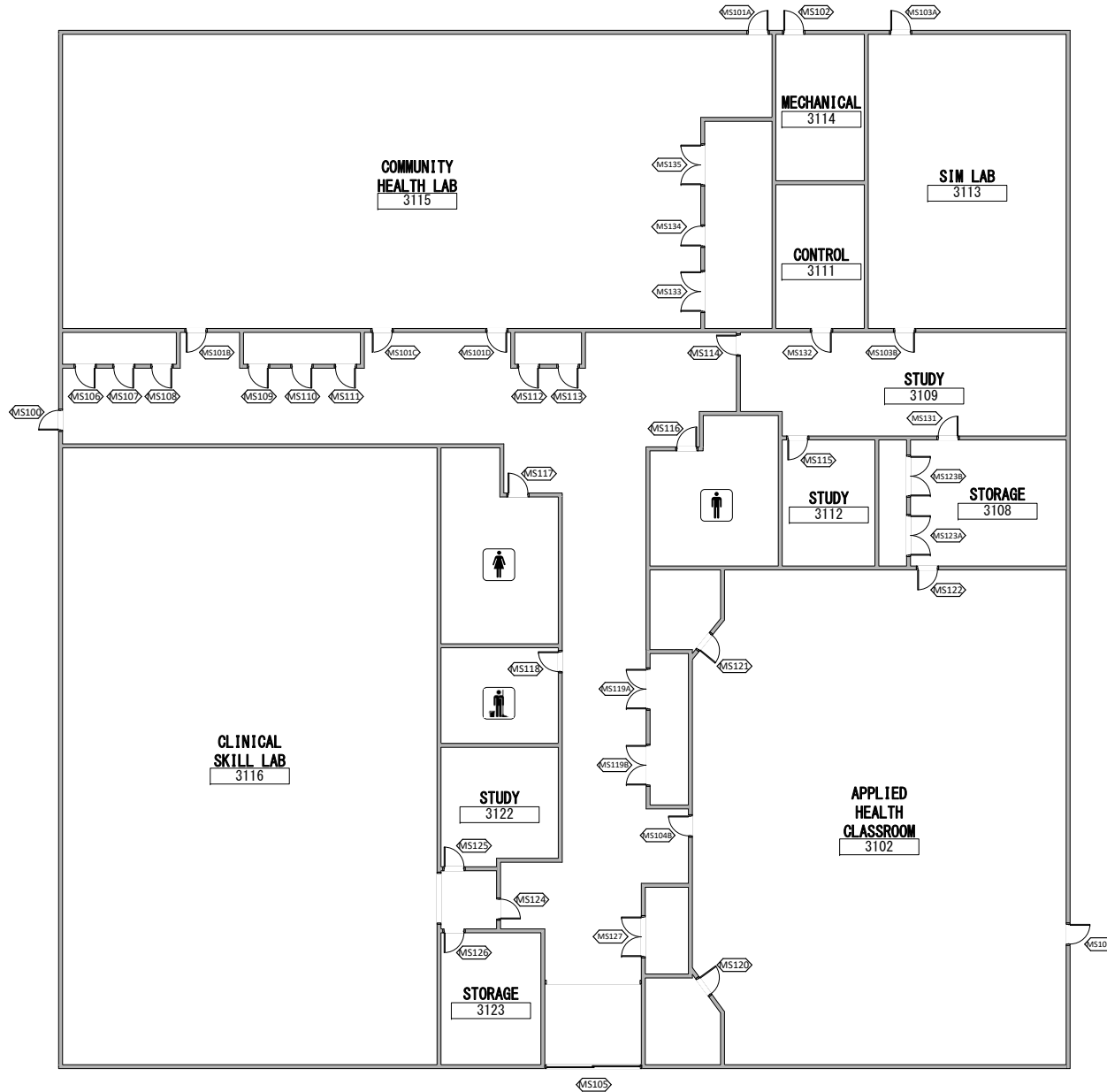
Disclaimer: The detail provided in this document is intended to assist in the planning or installation of products and is not drawn to scale. This drawing is not endorsed by any manufacturer and includes no warranty for errors or omissions. Persons referencing this document do so at their own risk and should exercise due diligence and caution. This document is copyrighted and not for distribution or duplication, all rights reserved. © 2018



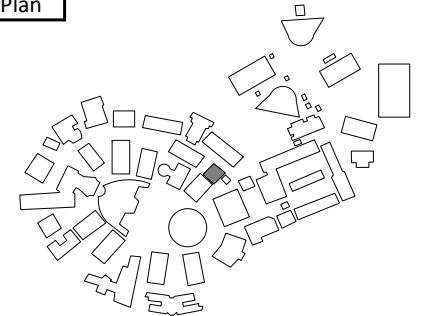
**Chabot Las Positas Community College District**

DATE  
12/14/2018

SHEET  
**A2.2**



|          |  |
|----------|--|
| Site     | <b>Chabot College</b>                    |
| Address  | 25555 Hesperian Blvd, Hayward, CA 94545  |
| Building | <b>3100 - Emergency Medical Services</b> |
| Sector   | <b>1st Floor</b>                         |
| Key Plan |  |





**OPENING**  
TECHNOLOGIES, INC.

2050 COMMERCE AVENUE    PHONE: 925.674.6900  
CONCORD, CA 94520    FAX: 925.674.6995

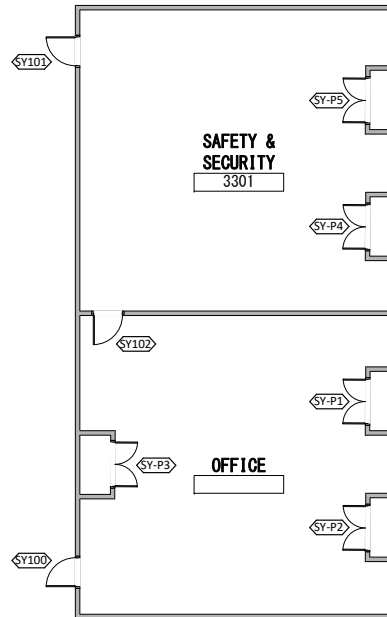
Disclaimer: The detail provided in this document is intended to assist in the planning or installation of products and is not drawn to scale. This drawing is not endorsed by any manufacturer and includes no warranty for errors or omissions. Persons referencing this document do so at their own risk and should exercise due diligence and caution. This document is copyrighted and not for distribution or duplication, all rights reserved. © 2019



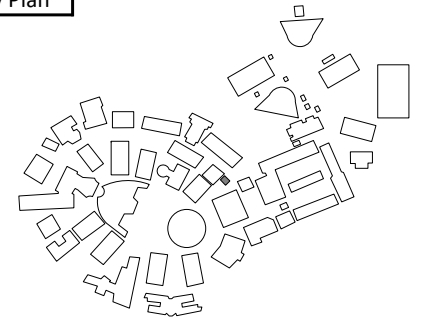
**Chabot Las Positas Community College District**

DATE  
1/30/2019

SHEET  
**A2.2**



|          |   |
|----------|---|
| Site     | <b>Chabot College</b>                   |
| Address  | 25555 Hesperian Blvd, Hayward, CA 94545 |
| Building | <b>3300 - Safety and Security</b>       |
| Sector   | <b>1<sup>st</sup> Floor</b>             |
| Key Plan |   |





**OPENING**  
TECHNOLOGIES, INC.

2050 COMMERCE AVENUE  
CONCORD, CA 94520  
PHONE: 925.674.6900  
FAX: 925.674.6995

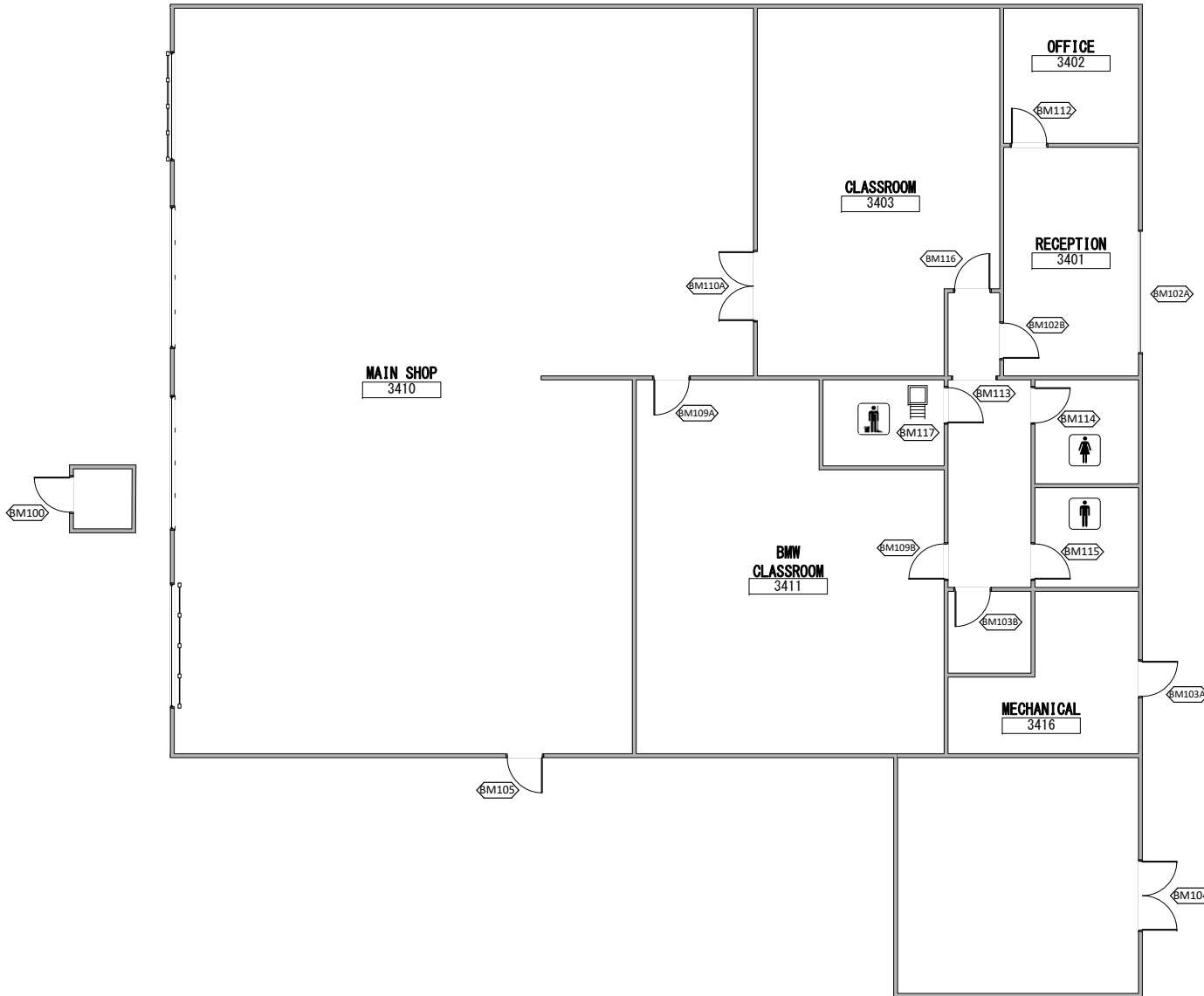
Disclaimer: The detail provided in this document is intended to assist in the planning or installation of products and is not drawn to scale. This drawing is not endorsed by any manufacturer and includes no warranty for errors or omissions. Persons referencing this document do so at their own risk and should exercise due diligence and caution. This document is copyrighted and not for distribution or duplication, all rights reserved. © 2018



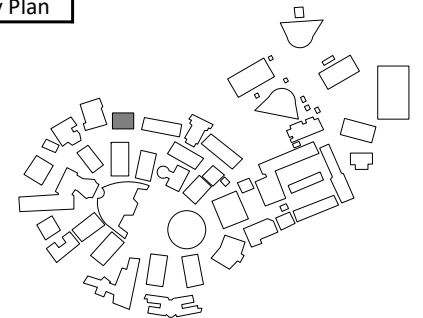
**Chabot Las Positas Community College District**

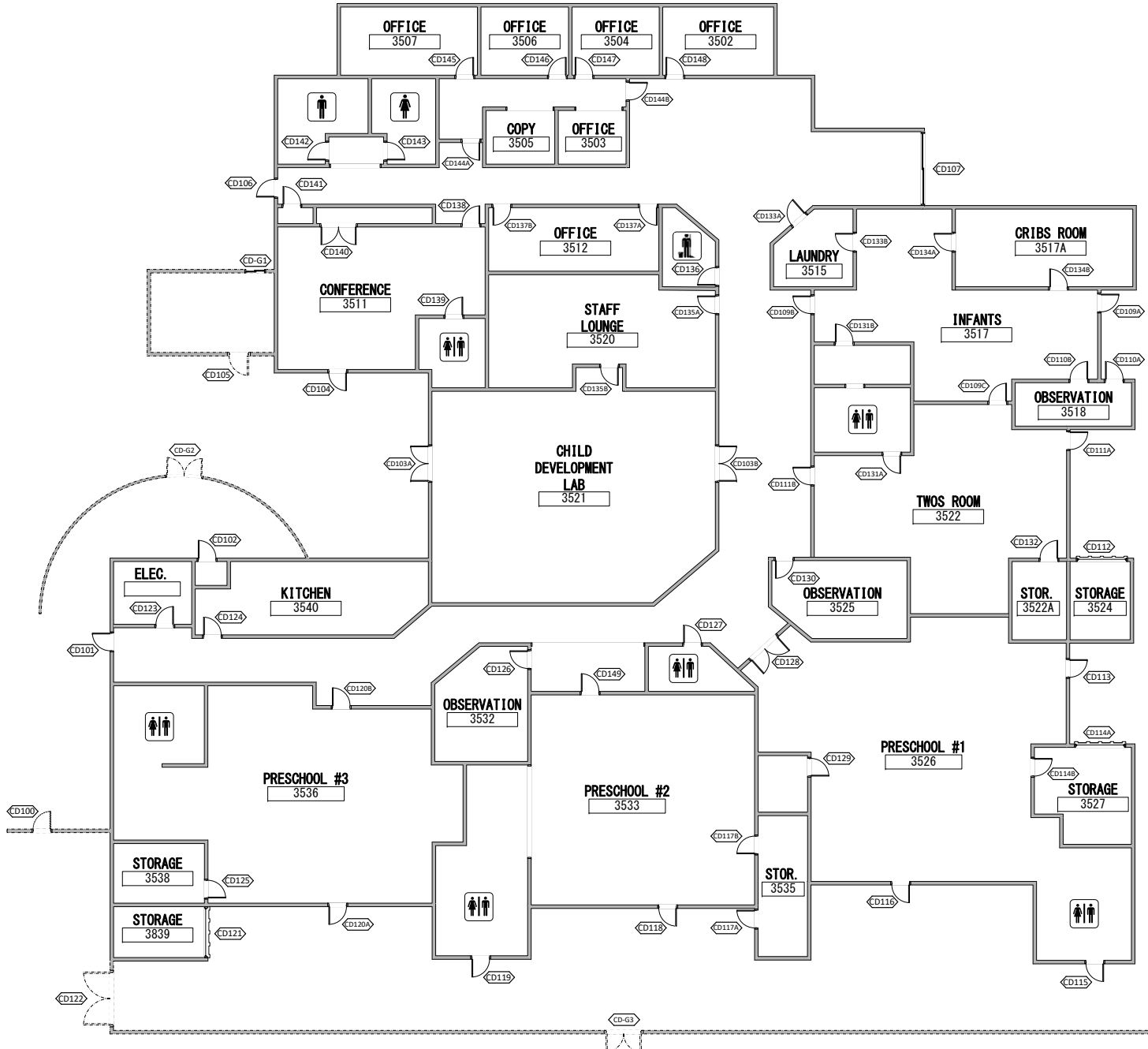
DATE  
12/14/2018

SHEET  
**A2.2**

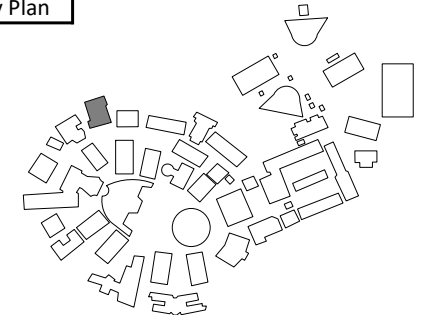


|          |   |
|----------|---|
| Site     | <b>Chabot College</b>                   |
| Address  | 25555 Hesperian Blvd, Hayward, CA 94545 |
| Building | <b>3400 - BMW Training Center</b>       |
| Sector   | <b>1<sup>st</sup> Floor</b>             |
| Key Plan |   |





|          |   |
|----------|---|
| Site     | Chabot College                          |
| Address  | 25555 Hesperian Blvd, Hayward, CA 94545 |
| Building | 3500 - Early Childhood Education        |
| Sector   | 1 <sup>st</sup> Floor                   |
| Key Plan |   |





**OPENING**  
TECHNOLOGIES, INC.

2050 COMMERCE AVENUE  
CONCORD, CA 94520  
PHONE: 925.674.6900  
FAX: 925.674.6995

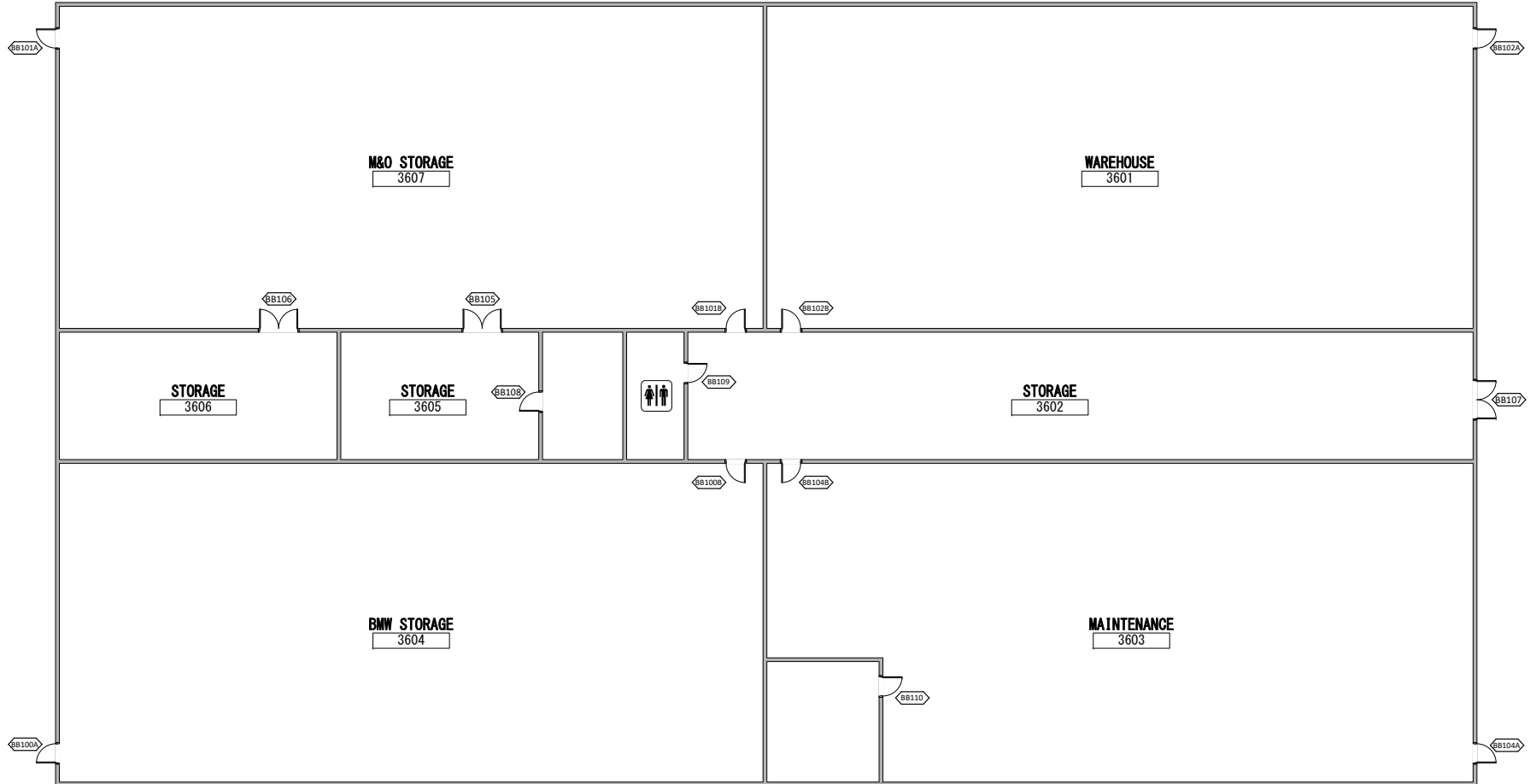
Disclaimer: The detail provided in this document is intended to assist in the planning or installation of products and is not drawn to scale. This drawing is not endorsed by any manufacturer and includes no warranty for errors or omissions. Persons referencing this document do so at their own risk and should exercise due diligence and caution. This document is copyrighted and not for distribution or duplication, all rights reserved. © 2018



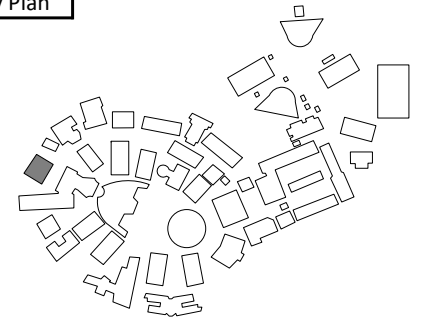
**Chabot Las Positas Community College District**

DATE  
12/14/2018

SHEET  
**A2.2**



|          |   |
|----------|---|
| Site     | <b>Chabot College</b>                   |
| Address  | 25555 Hesperian Blvd, Hayward, CA 94545 |
| Building | <b>3600 - Butler</b>                    |
| Sector   | <b>1<sup>st</sup> Floor</b>             |
| Key Plan |   |





**OPENING**  
TECHNOLOGIES, INC.

2050 COMMERCE AVENUE    PHONE: 925.674.6900  
CONCORD, CA 94520        FAX: 925.674.6995

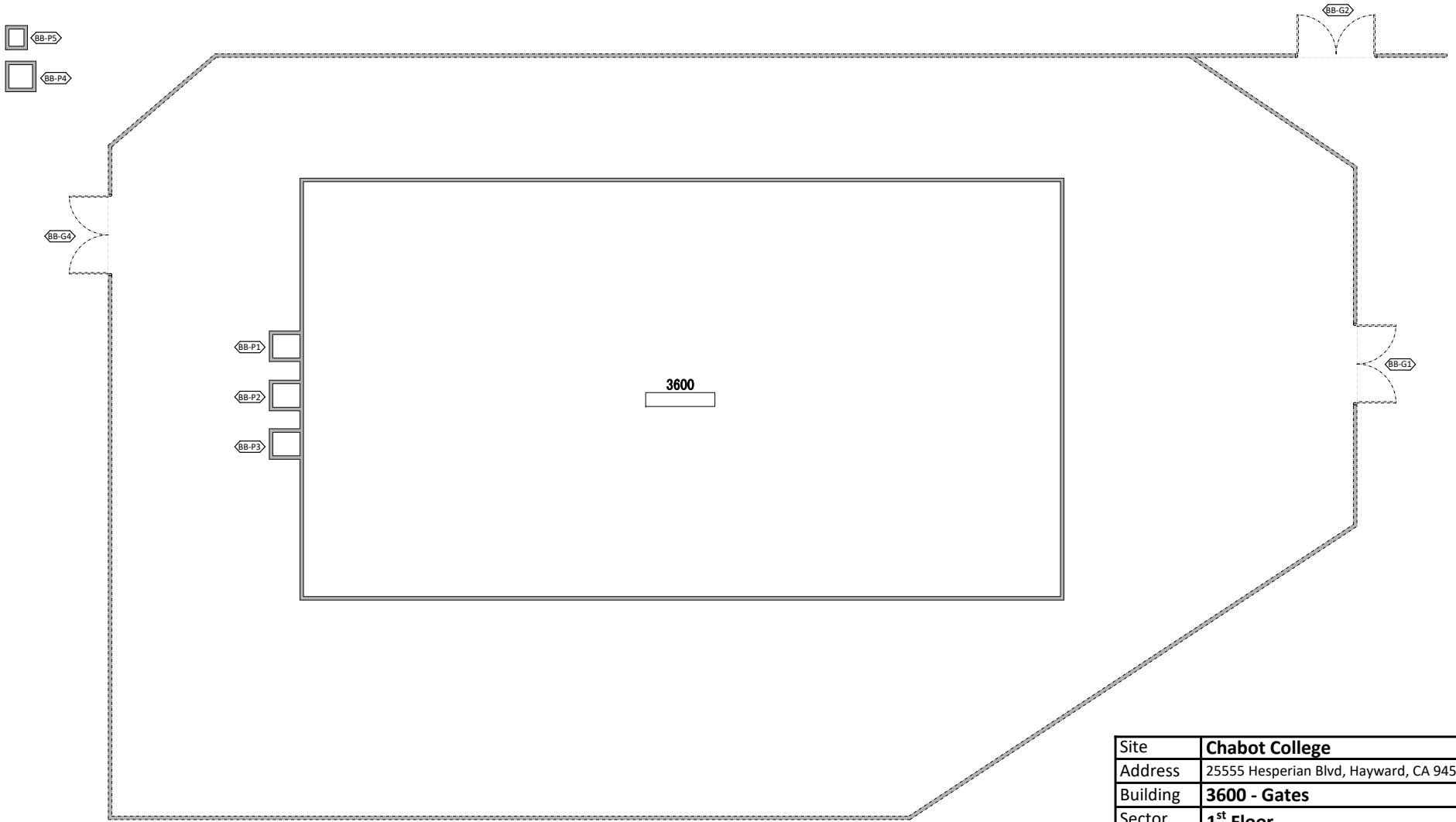
Disclaimer: The detail provided in this document is intended to assist in the planning or installation of products and is not drawn to scale. This drawing is not endorsed by any manufacturer and includes no warranty for errors or omissions. Persons referencing this document do so at their own risk and should exercise due diligence and caution. This document is copyrighted and not for distribution or duplication, all rights reserved. © 2018



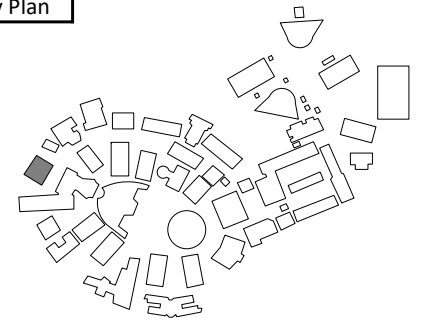
**Chabot Las Positas Community College District**

DATE  
12/14/2018

SHEET  
**A2.2**



|          |   |
|----------|---|
| Site     | <b>Chabot College</b>                   |
| Address  | 25555 Hesperian Blvd, Hayward, CA 94545 |
| Building | <b>3600 - Gates</b>                     |
| Sector   | <b>1<sup>st</sup> Floor</b>             |
| Key Plan |   |





**OPENING TECHNOLOGIES, INC.**

2050 COMMERCE AVENUE  
CONCORD, CA 94520

PHONE: 925.674.6900  
FAX: 925.674.6995

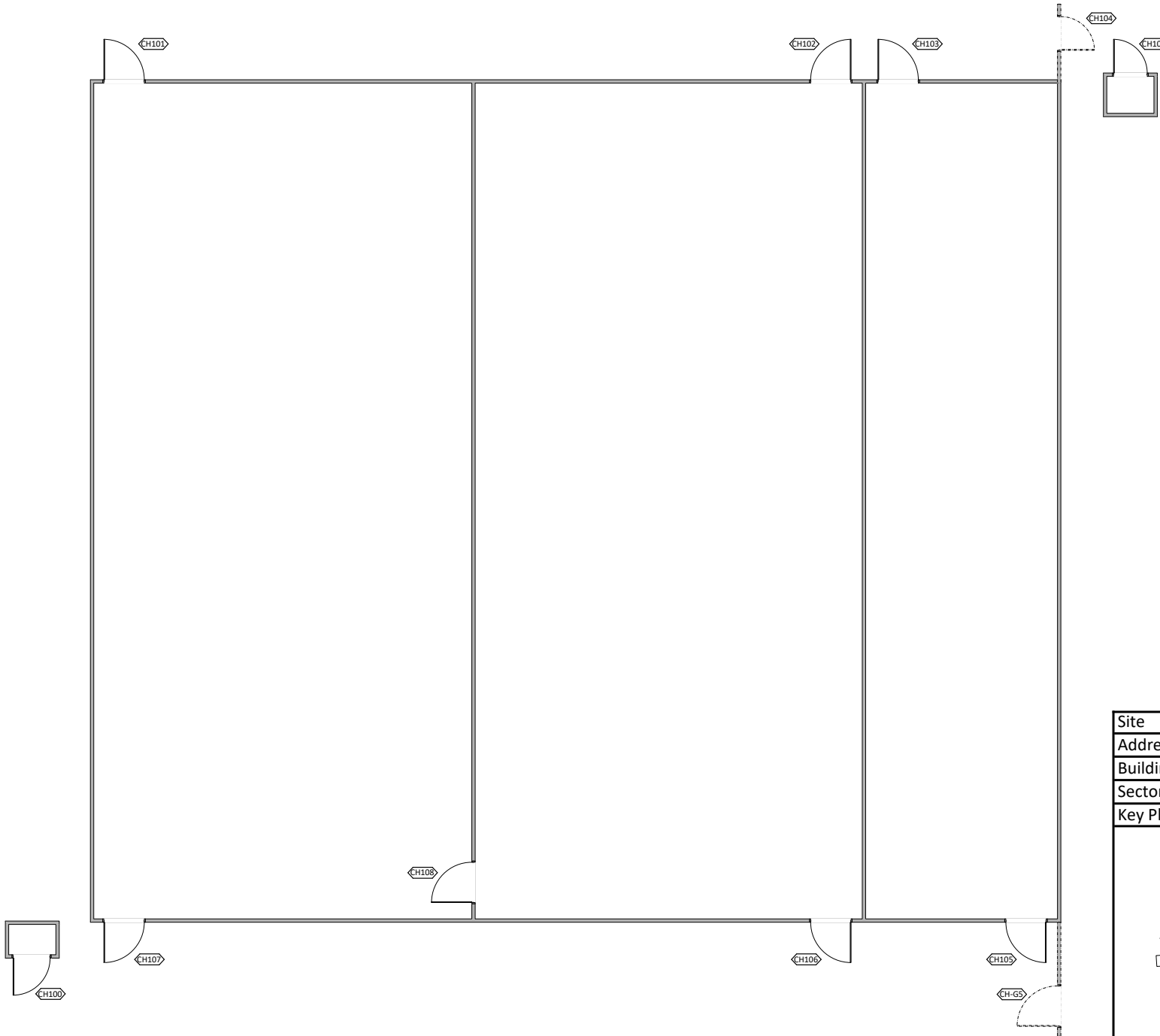
**Disclaimer:** The detail provided in this document is intended to assist in the planning or installation of products and is not drawn to scale. This drawing is not endorsed by any manufacturer and includes no warranty for errors or omissions. Persons referencing this document do so at their own risk and should exercise due diligence and caution. This document is copyrighted and not for distribution or duplication, all rights reserved. © 2018



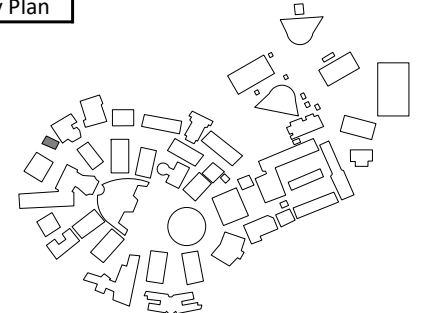
**Chabot Las Positas Community College District**

DATE  
12/14/2018

SHEET  
**A2.2**



|          |  |
|----------|--|
| Site     | <b>Chabot College</b>                      |
| Address  | 25555 Hesperian Blvd, Hayward, CA 94545    |
| Building | <b>3700 - Childcare Development Center</b> |
| Sector   | <b>1st Floor</b>                           |
| Key Plan |  |







**OPENING**  
TECHNOLOGIES, INC.

2050 COMMERCE AVENUE  
CONCORD, CA 94520

PHONE: 925.674.6900  
FAX: 925.674.6995

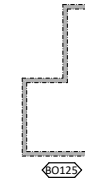
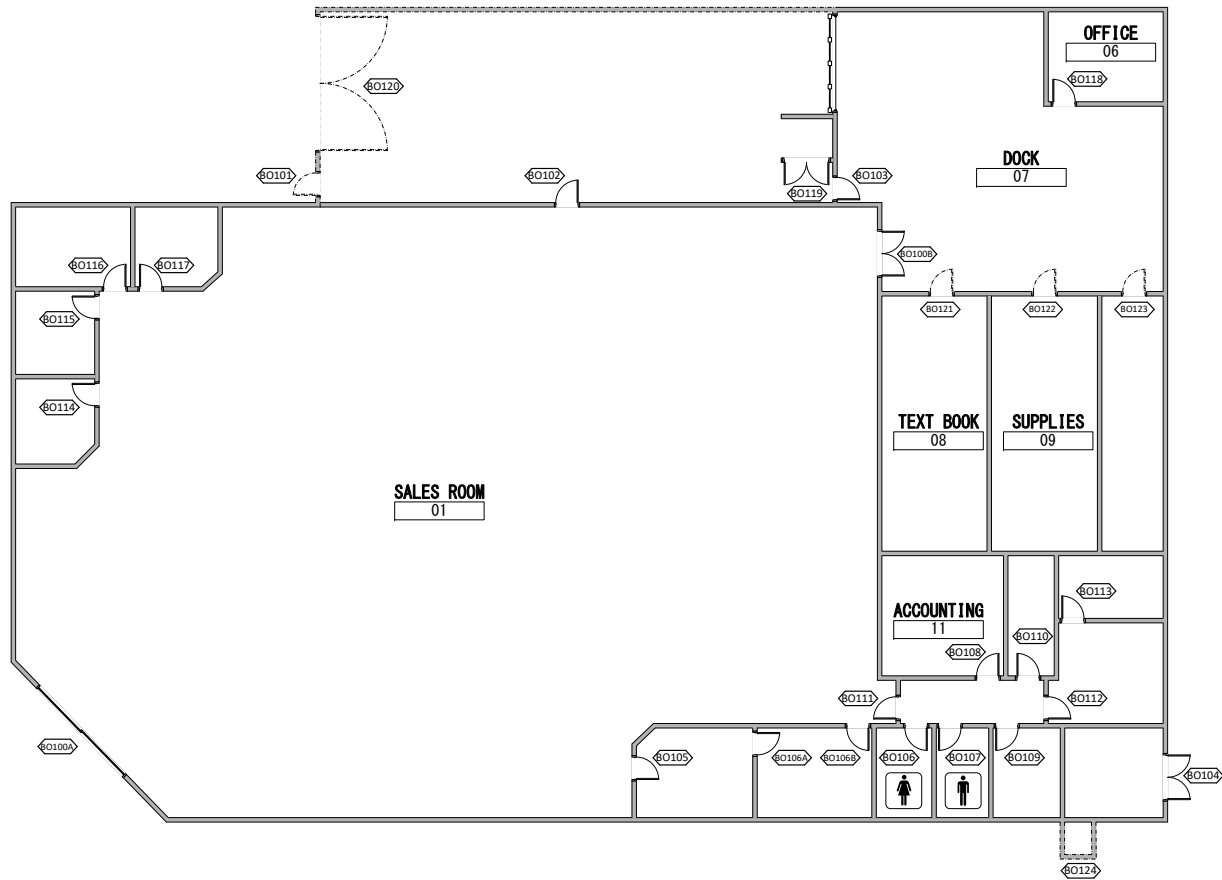
**Disclaimer:** The detail provided in this document is intended to assist in the planning or installation of products and is not drawn to scale. This drawing is not endorsed by any manufacturer and includes no warranty for errors or omissions. Persons referencing this document do so at their own risk and should exercise due diligence and caution. This document is copyrighted and not for distribution or duplication, all rights reserved. © 2018



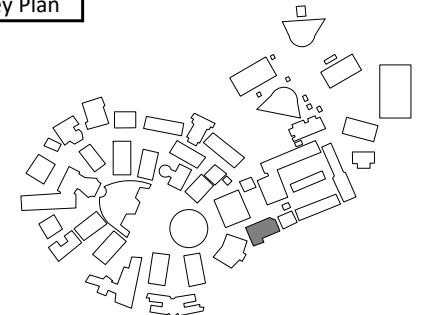
**Chabot Las Positas Community College District**

DATE  
12/14/2018

SHEET  
**A2.2**



|          |   |
|----------|---|
| Site     | <b>Chabot College</b>                   |
| Address  | 25555 Hesperian Blvd, Hayward, CA 94545 |
| Building | <b>3800 - Bookstore</b>                 |
| Sector   | <b>1<sup>st</sup> Floor</b>             |
| Key Plan |   |





**OPENING TECHNOLOGIES, INC.**

2050 COMMERCE AVENUE  
CONCORD, CA 94520

PHONE: 925.674.6900  
FAX: 925.674.6995

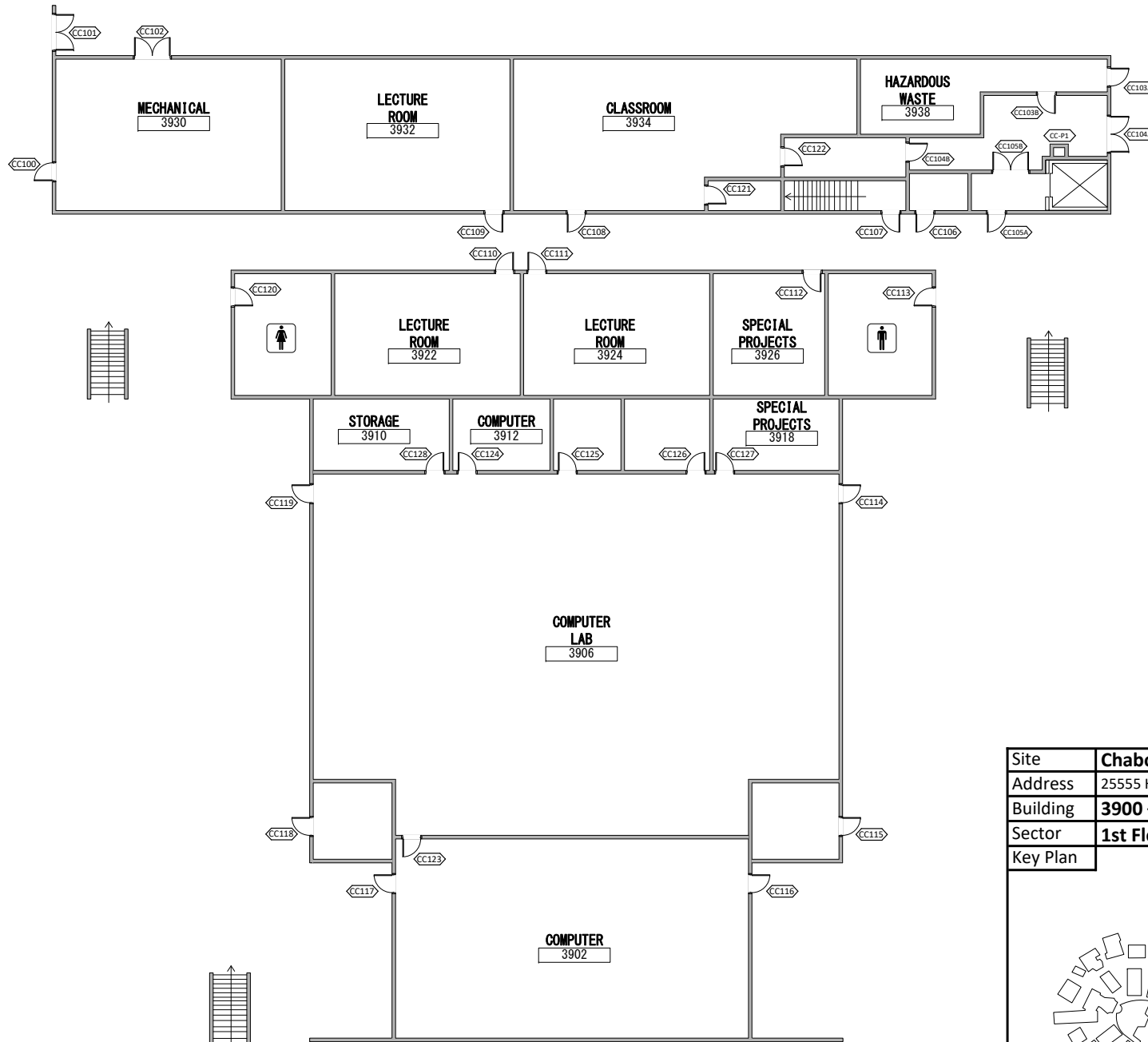
Disclaimer: The detail provided in this document is intended to assist in the planning or installation of products and is not drawn to scale. This drawing is not endorsed by any manufacturer and includes no warranty for errors or omissions. Persons referencing this document do so at their own risk and should exercise due diligence and caution. This document is copyrighted and not for distribution or duplication, all rights reserved. © 2018



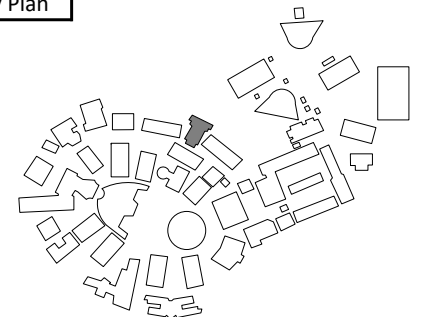
**Chabot Las Positas Community College District**

DATE  
12/14/2018

SHEET  
**A2.2**



|          |   |
|----------|---|
| Site     | <b>Chabot College</b>                   |
| Address  | 25555 Hesperian Blvd, Hayward, CA 94545 |
| Building | <b>3900 – Chemistry &amp; Computer</b>  |
| Sector   | <b>1st Floor</b>                        |
| Key Plan |   |





**OPENING**  
TECHNOLOGIES, INC.

2050 COMMERCE AVENUE    PHONE: 925.674.6900  
CONCORD, CA 94520    FAX: 925.674.6995

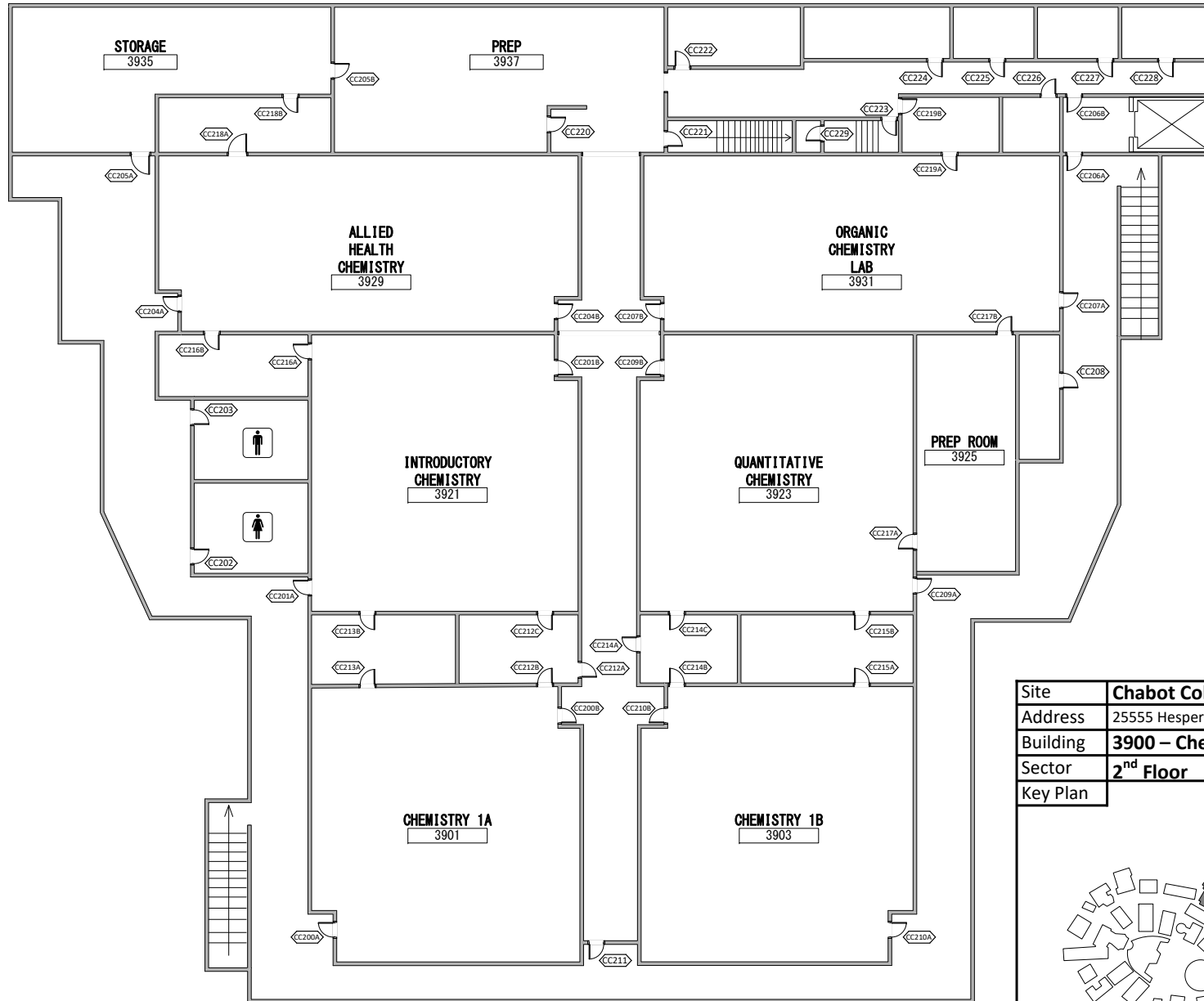
Disclaimer: The detail provided in this document is intended to assist in the planning or installation of products and is not drawn to scale. This drawing is not endorsed by any manufacturer and includes no warranty for errors or omissions. Persons referencing this document do so at their own risk and should exercise due diligence and caution. This document is copyrighted and not for distribution or duplication, all rights reserved. © 2018



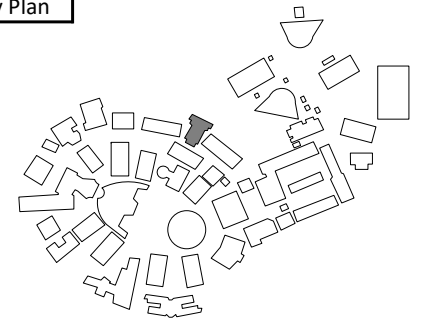
**Chabot Las Positas Community College District**

DATE  
12/14/2018

SHEET  
**A2.3**



|          |   |
|----------|---|
| Site     | <b>Chabot College</b>                   |
| Address  | 25555 Hesperian Blvd, Hayward, CA 94545 |
| Building | <b>3900 – Chemistry &amp; Computer</b>  |
| Sector   | <b>2<sup>nd</sup> Floor</b>             |
| Key Plan |   |





**OPENING TECHNOLOGIES, INC.**

2050 COMMERCE AVENUE PHONE: 925.674.6900  
CONCORD, CA 94520 FAX: 925.674.6995

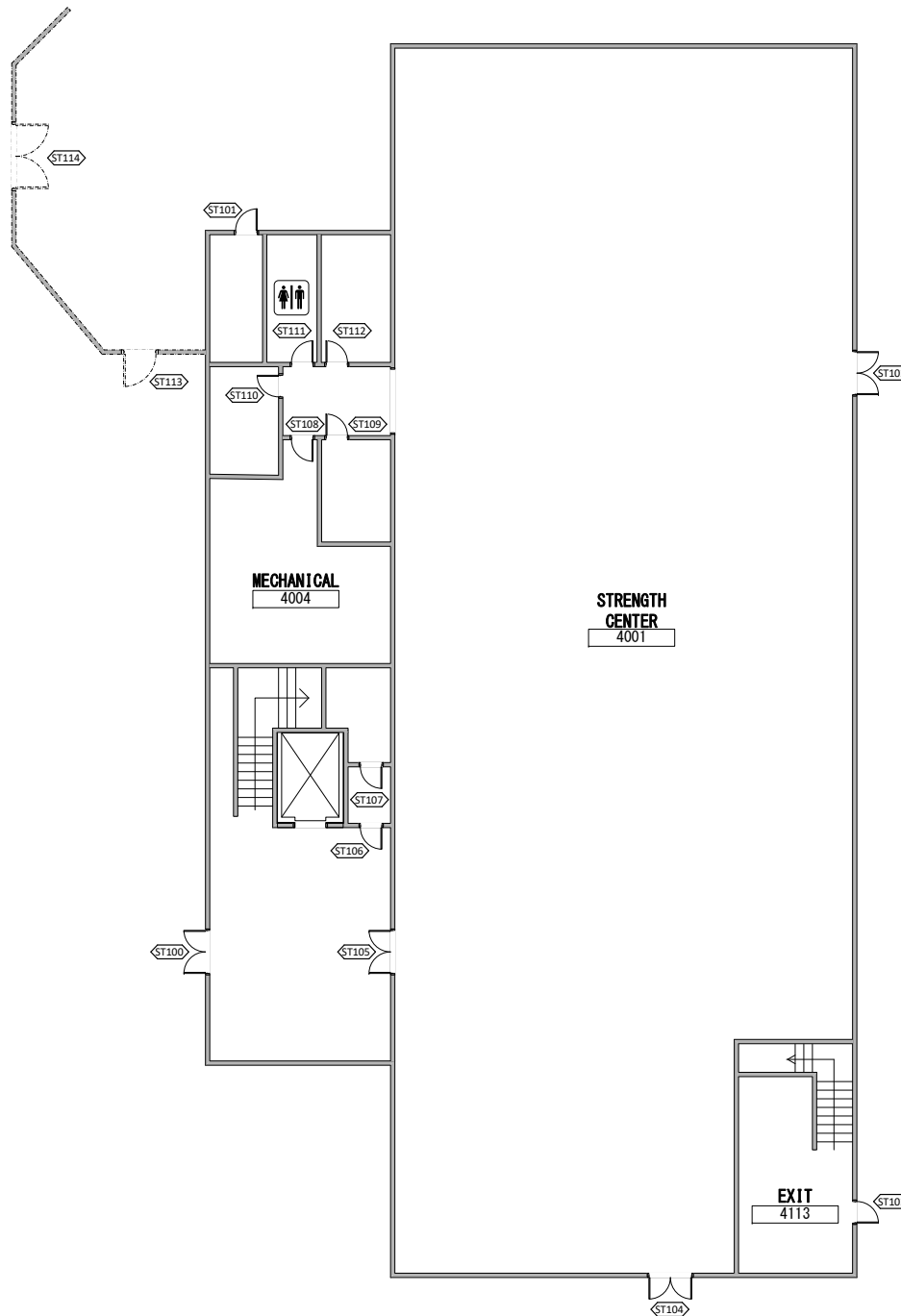
**Disclaimer:** The detail provided in this document is intended to assist in the planning or installation of products and is not drawn to scale. This drawing is not endorsed by any manufacturer and includes no warranty for errors or omissions. Persons referencing this document do so at their own risk and should exercise due diligence and caution. This document is copyrighted and not for distribution or duplication, all rights reserved. © 2018



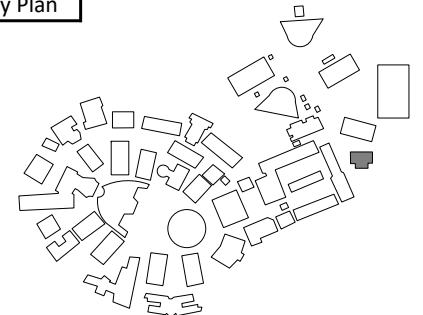
**Chabot Las Positas Community College District**

DATE  
12/14/2018

SHEET  
**A2.2**



|          |   |
|----------|---|
| Site     | <b>Chabot College</b>                   |
| Address  | 25555 Hesperian Blvd, Hayward, CA 94545 |
| Building | <b>4000 - Strength Center</b>           |
| Sector   | <b>1<sup>st</sup> Floor</b>             |
| Key Plan |   |





**OPENING**  
TECHNOLOGIES, INC.

2050 COMMERCE AVENUE    PHONE: 925.674.6900  
CONCORD, CA 94520    FAX: 925.674.6995

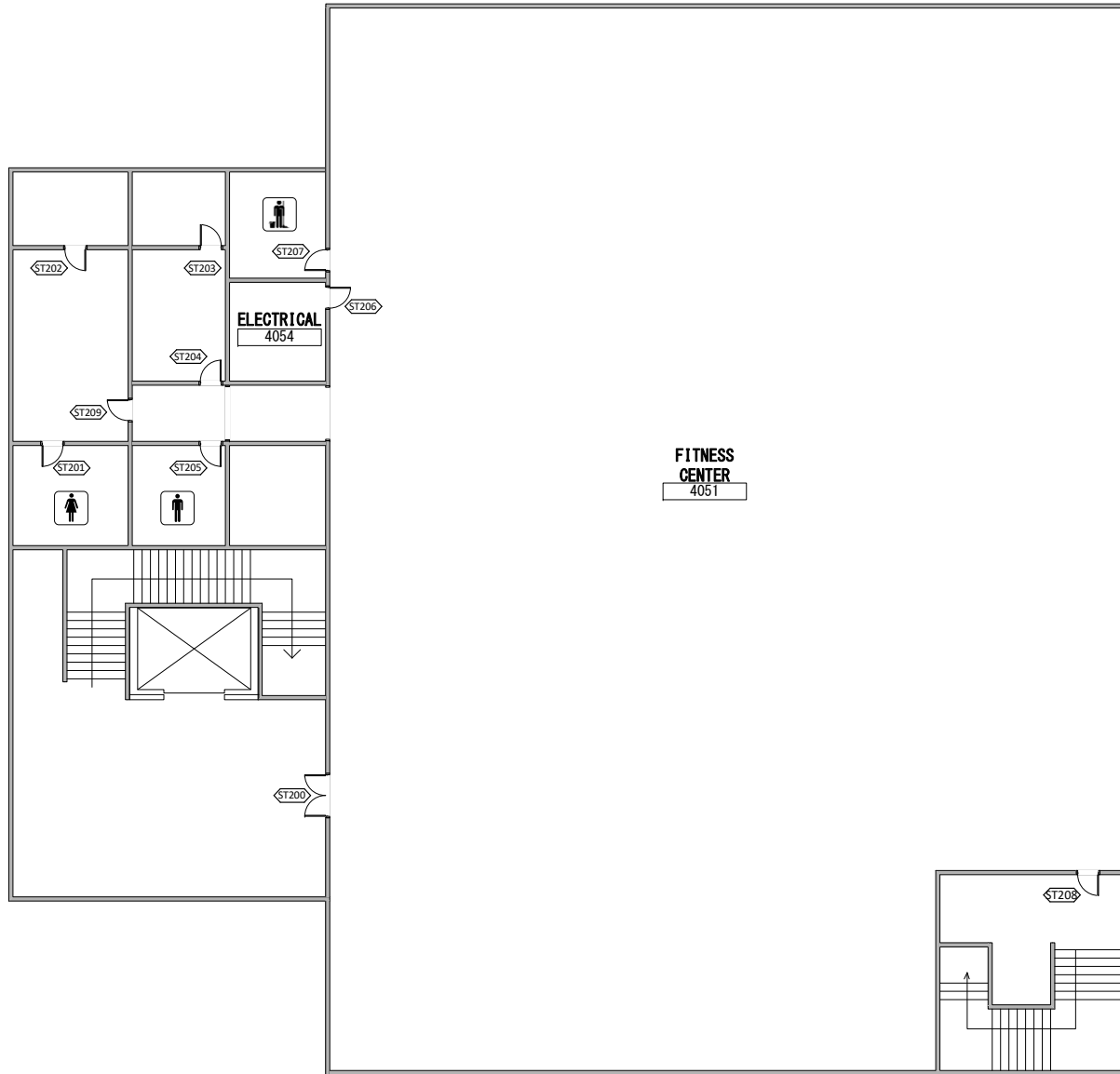
Disclaimer: The detail provided in this document is intended to assist in the planning or installation of products and is not drawn to scale. This drawing is not endorsed by any manufacturer and includes no warranty for errors or omissions. Persons referencing this document do so at their own risk and should exercise due diligence and caution. This document is copyrighted and not for distribution or duplication, all rights reserved. © 2018



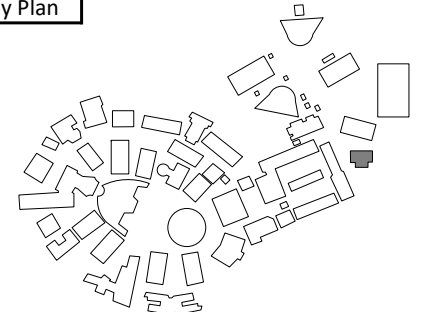
**Chabot Las Positas Community College District**

DATE  
12/14/2018

SHEET  
**A2.3**



|          |   |
|----------|---|
| Site     | <b>Chabot College</b>                   |
| Address  | 25555 Hesperian Blvd, Hayward, CA 94545 |
| Building | <b>4000 - Strength Center</b>           |
| Sector   | <b>2<sup>nd</sup> Floor</b>             |
| Key Plan |   |





**OPENING**  
TECHNOLOGIES, INC.

2050 COMMERCE AVENUE    PHONE: 925.674.6900  
CONCORD, CA 94520    FAX: 925.674.6995

Disclaimer: The detail provided in this document is intended to assist in the planning or installation of products and is not drawn to scale. This drawing is not endorsed by any manufacturer and includes no warranty for errors or omissions. Persons referencing this document do so at their own risk and should exercise due diligence and caution. This document is copyrighted and not for distribution or duplication, all rights reserved. © 2018



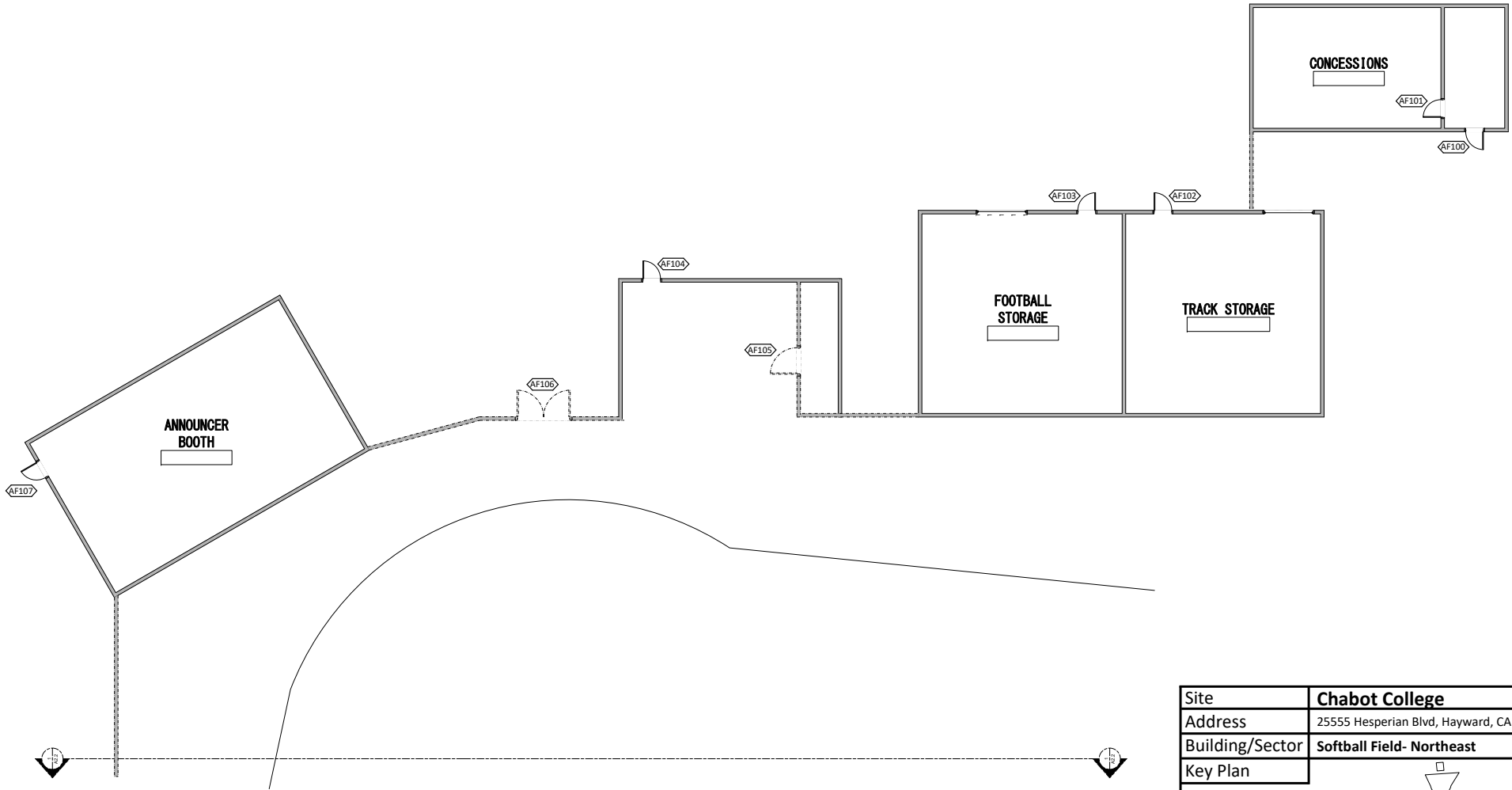
**Chabot Las Positas Community College District**

DATE

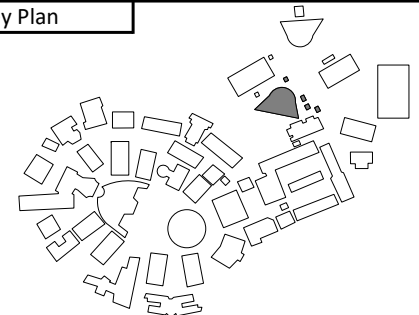
12/14/2018

SHEET

**A2. 2**



|                 |   |
|-----------------|---|
| Site            | <b>Chabot College</b>                   |
| Address         | 25555 Hesperian Blvd, Hayward, CA 94545 |
| Building/Sector | <b>Softball Field- Northeast</b>        |
| Key Plan        |   |





**OPENING**  
TECHNOLOGIES, INC.

2050 COMMERCE AVENUE  
CONCORD, CA 94520  
PHONE: 925.674.6900  
FAX: 925.674.6995

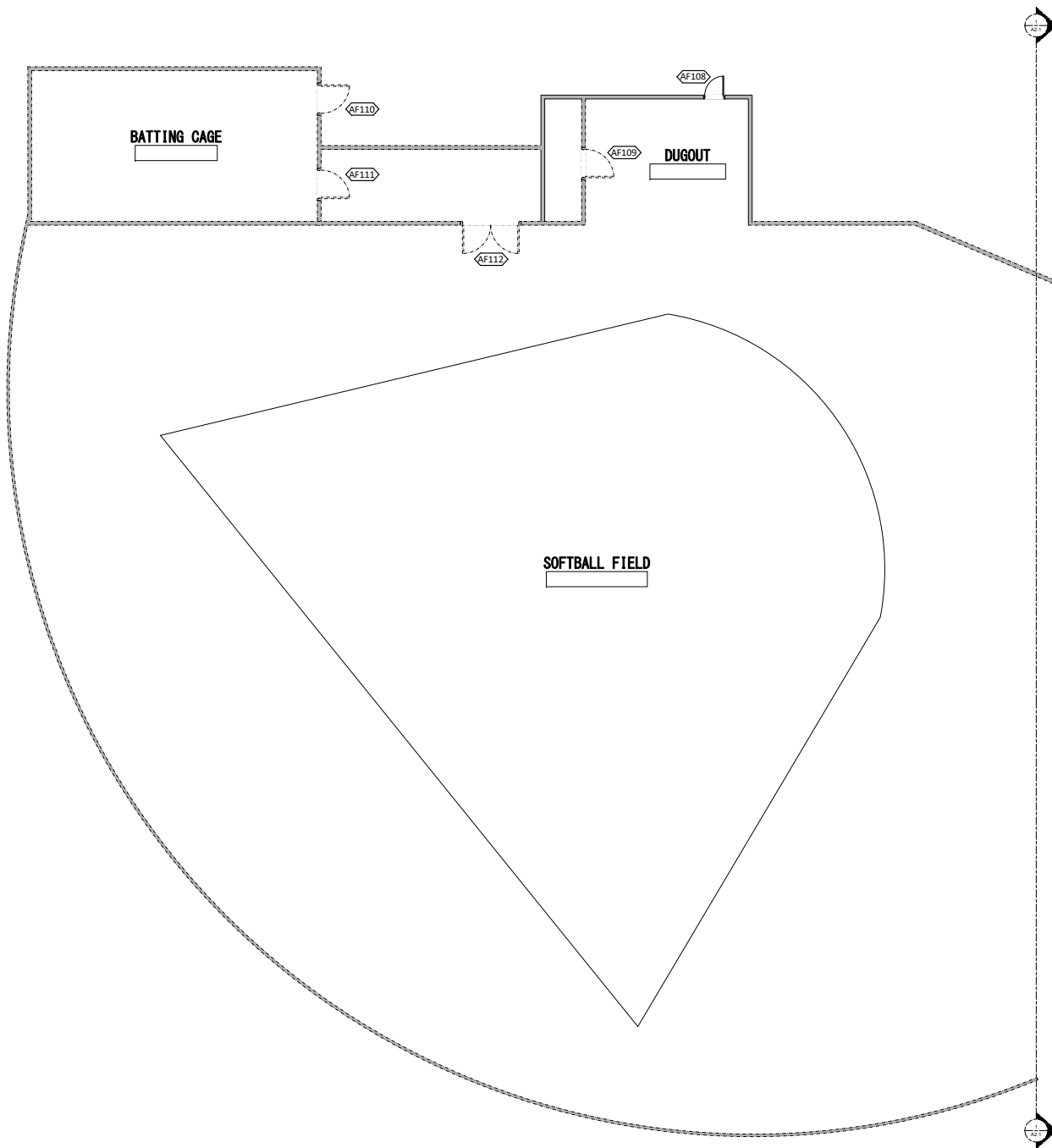
Disclaimer: The detail provided in this document is intended to assist in the planning or installation of products and is not drawn to scale. This drawing is not endorsed by any manufacturer and includes no warranty for errors or omissions. Persons referencing this document do so at their own risk and should exercise due diligence and caution. This document is copyrighted and not for distribution or duplication, all rights reserved. © 2018



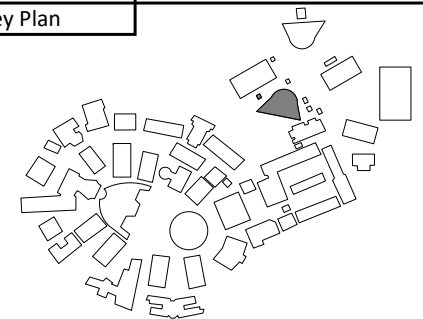
**Chabot Las Positas Community College District**

DATE  
12/14/2018

SHEET  
**A2. 3**



|                 |   |
|-----------------|---|
| Site            | <b>Chabot College</b>                   |
| Address         | 25555 Hesperian Blvd, Hayward, CA 94545 |
| Building/Sector | <b>Softball Field - West</b>            |
| Key Plan        |   |





**OPENING**  
TECHNOLOGIES, INC.

2050 COMMERCE AVENUE  
CONCORD, CA 94520

PHONE: 925.674.6900  
FAX: 925.674.6995

Disclaimer: The detail provided in this document is intended to assist in the planning or installation of products and is not drawn to scale. This drawing is not endorsed by any manufacturer and includes no warranty for errors or omissions. Persons referencing this document do so at their own risk and should exercise due diligence and caution. This document is copyrighted and not for distribution or duplication, all rights reserved. © 2018



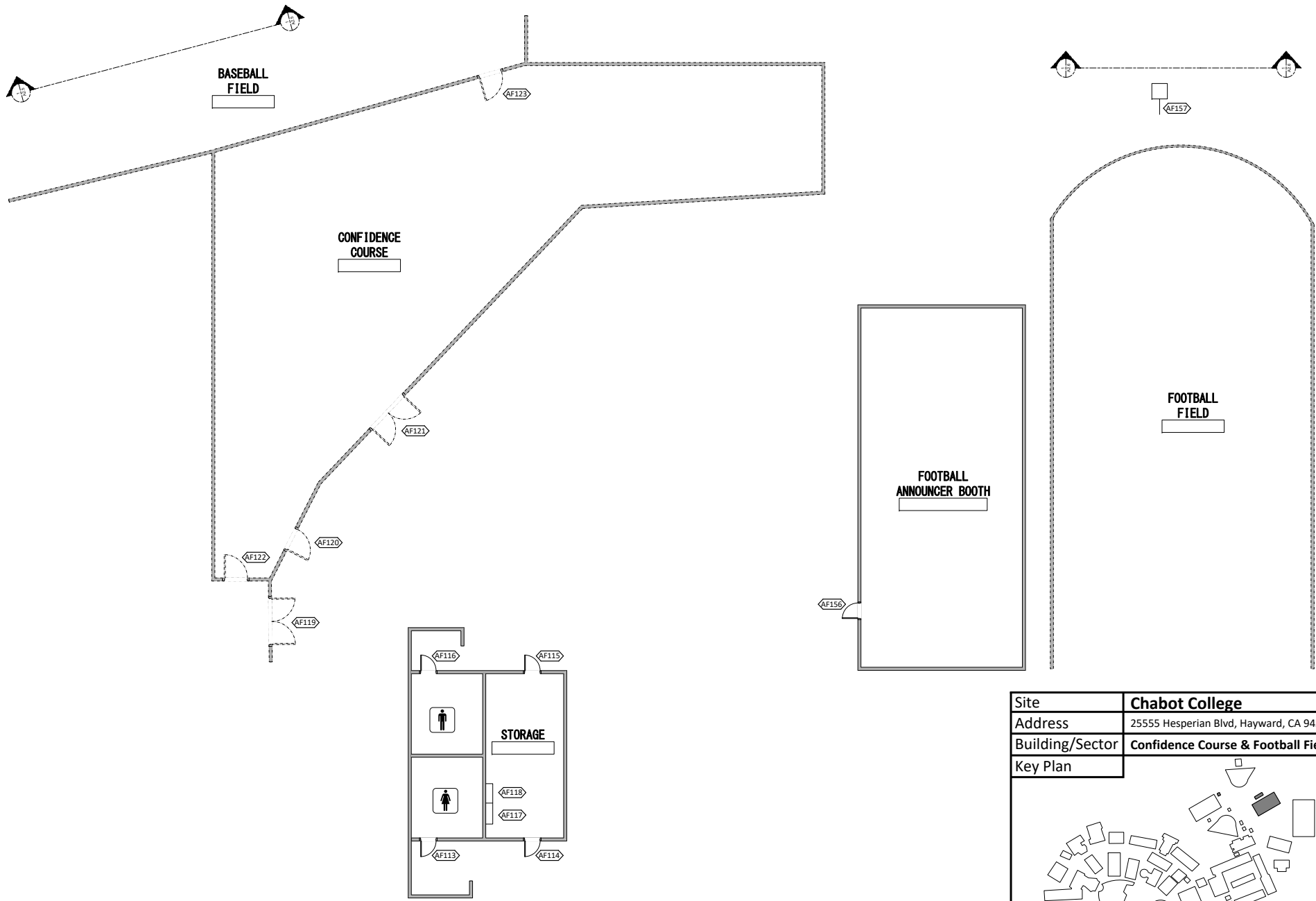
**Chabot Las Positas Community College District**

DATE

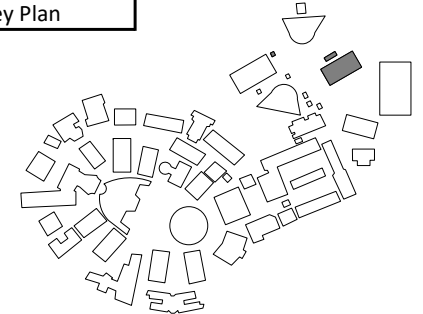
12/14/2018

SHEET

**A2. 4**



|                 |   |
|-----------------|---|
| Site            | <b>Chabot College</b>                         |
| Address         | 25555 Hesperian Blvd, Hayward, CA 94545       |
| Building/Sector | <b>Confidence Course &amp; Football Field</b> |
| Key Plan        |   |







**OPENING**  
TECHNOLOGIES, INC.

2050 COMMERCE AVENUE PHONE: 925.674.6900  
CONCORD, CA 94520 FAX: 925.674.6995

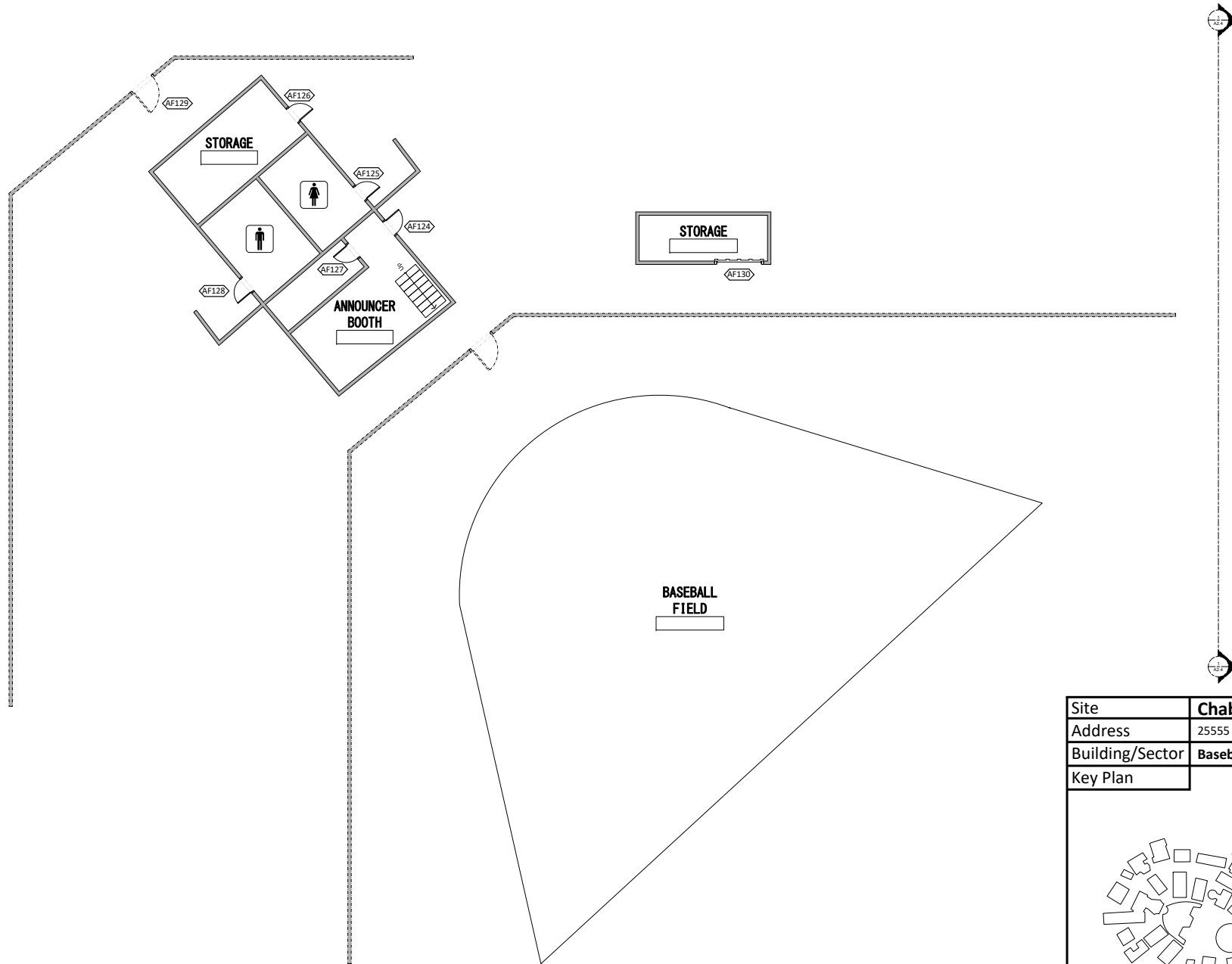
Disclaimer: The detail provided in this document is intended to assist in the planning or installation of products and is not drawn to scale. This drawing is not endorsed by any manufacturer and includes no warranty for errors or omissions. Persons referencing this document do so at their own risk and should exercise due diligence and caution. This document is copyrighted and not for distribution or duplication, all rights reserved. © 2018



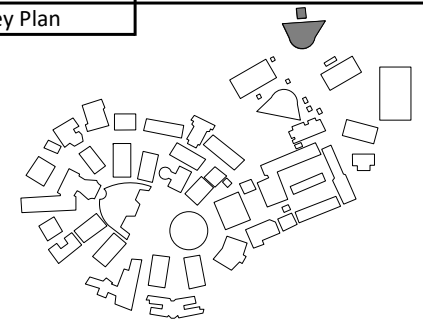
**Chabot Las Positas Community College District**

DATE  
12/14/2018

SHEET  
**A2. 5**



|                 |   |
|-----------------|---|
| Site            | <b>Chabot College</b>                   |
| Address         | 25555 Hesperian Blvd, Hayward, CA 94545 |
| Building/Sector | <b>Baseball Field</b>                   |
| Key Plan        |   |





**OPENING**  
TECHNOLOGIES, INC.

2050 COMMERCE AVENUE  
CONCORD, CA 94520

PHONE: 925.674.6900  
FAX: 925.674.6995

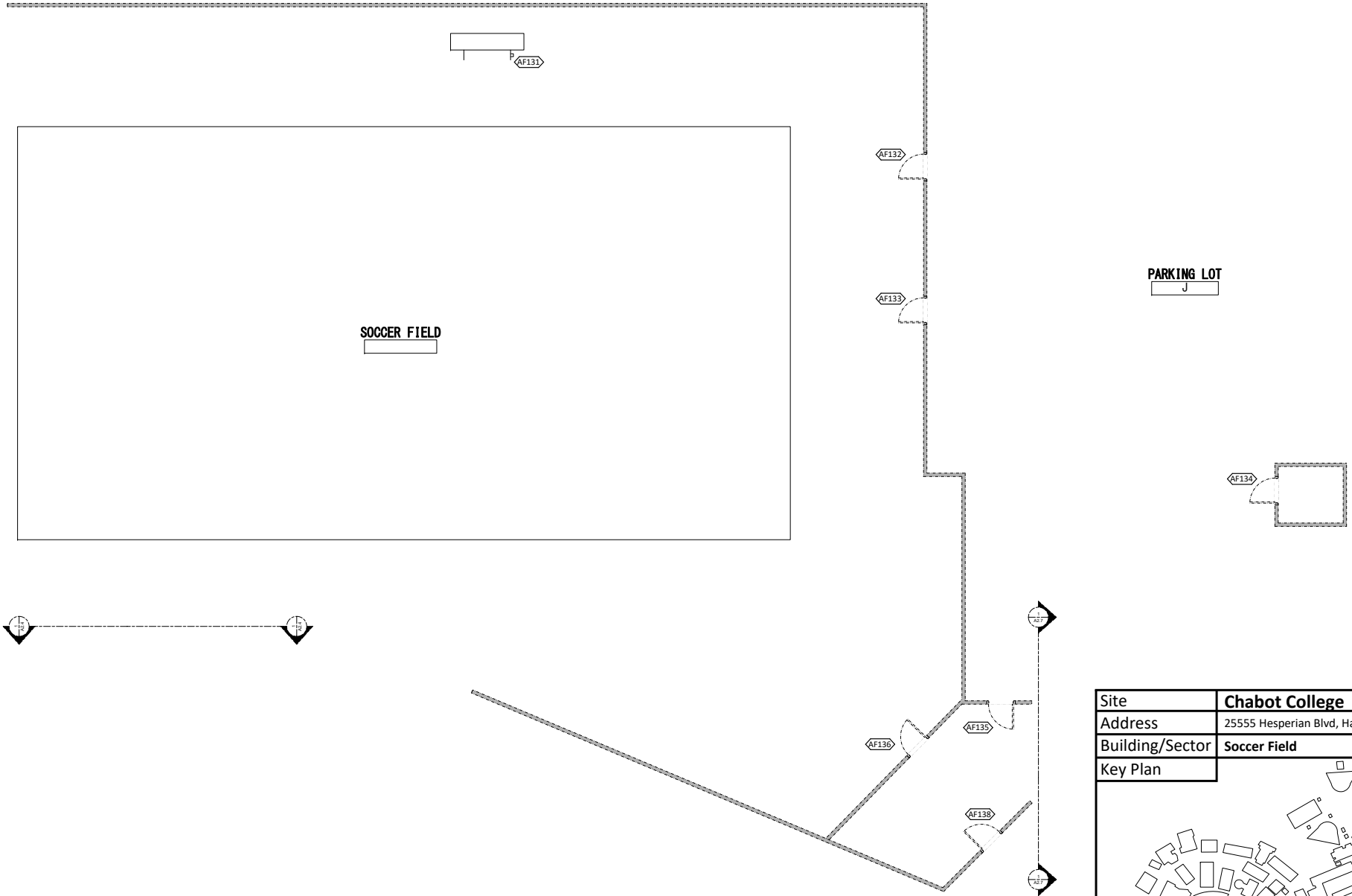
Disclaimer: The detail provided in this document is intended to assist in the planning or installation of products and is not drawn to scale. This drawing is not endorsed by any manufacturer and includes no warranty for errors or omissions. Persons referencing this document do so at their own risk and should exercise due diligence and caution. This document is copyrighted and not for distribution or duplication, all rights reserved. © 2018



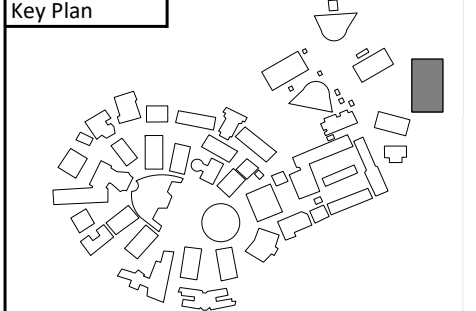
**Chabot Las Positas Community College District**

DATE  
12/14/2018

SHEET  
**A2. 6**



|                 |   |
|-----------------|---|
| Site            | <b>Chabot College</b>                   |
| Address         | 25555 Hesperian Blvd, Hayward, CA 94545 |
| Building/Sector | <b>Soccer Field</b>                     |
| Key Plan        |   |





**OPENING**  
TECHNOLOGIES, INC.

2050 COMMERCE AVENUE    PHONE: 925.674.6900  
CONCORD, CA 94520    FAX: 925.674.6995

Disclaimer: The detail provided in this document is intended to assist in the planning or installation of products and is not drawn to scale. This drawing is not endorsed by any manufacturer and includes no warranty for errors or omissions. Persons referencing this document do so at their own risk and should exercise due diligence and caution. This document is copyrighted and not for distribution or duplication, all rights reserved. © 2018



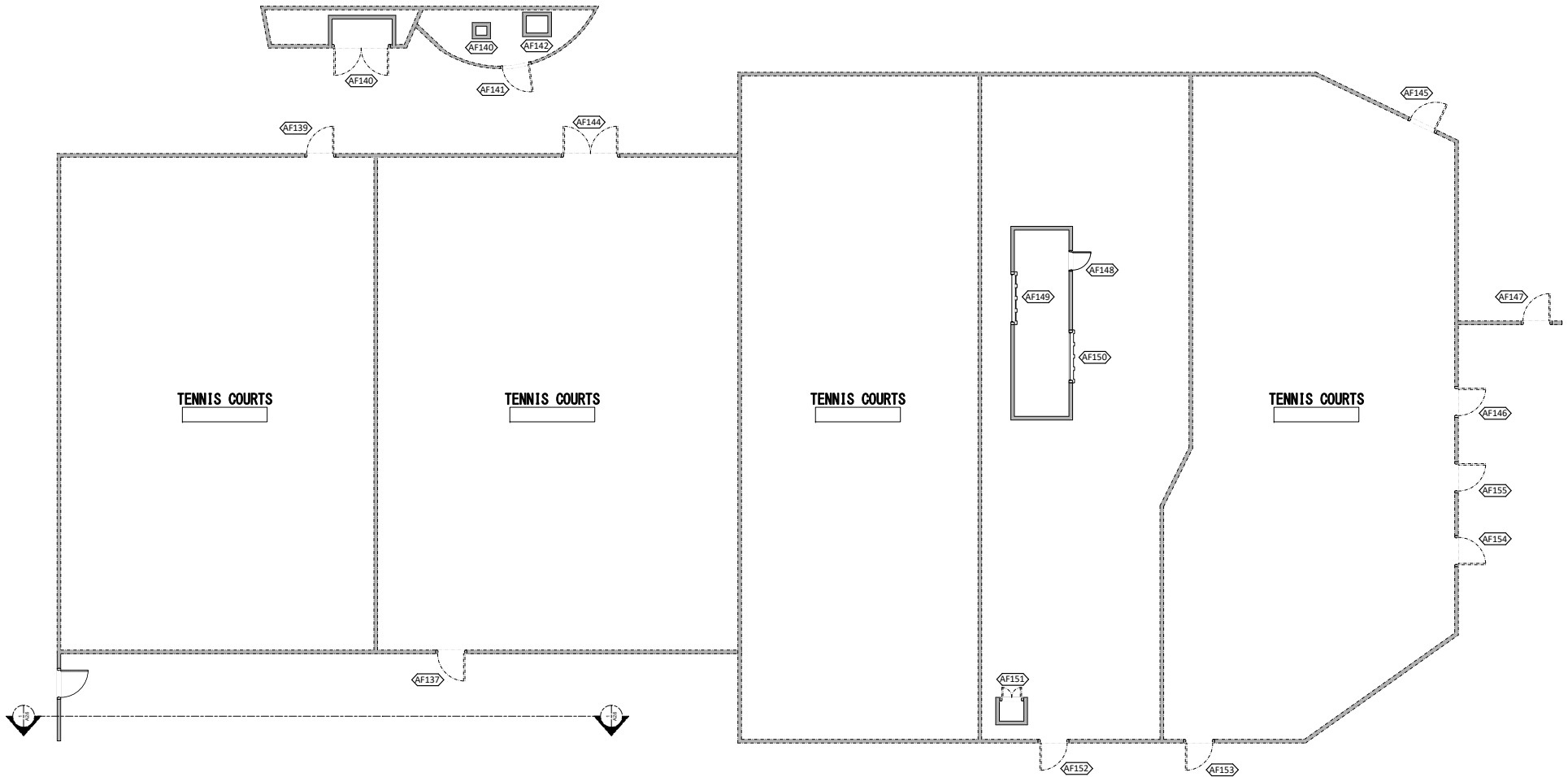
**Chabot Las Positas Community College District**

DATE

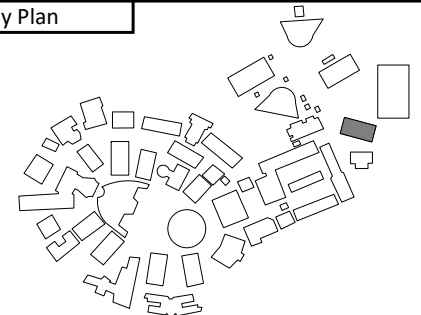
12/14/2018

SHEET

**A2. 7**



|                 |   |
|-----------------|---|
| Site            | <b>Chabot College</b>                   |
| Address         | 25555 Hesperian Blvd, Hayward, CA 94545 |
| Building/Sector | <b>Tennis Courts</b>                    |
| Key Plan        |   |





**OPENING**  
TECHNOLOGIES, INC.

2050 COMMERCE AVENUE  
CONCORD, CA 94520

PHONE: 925.674.6900  
FAX: 925.674.6995

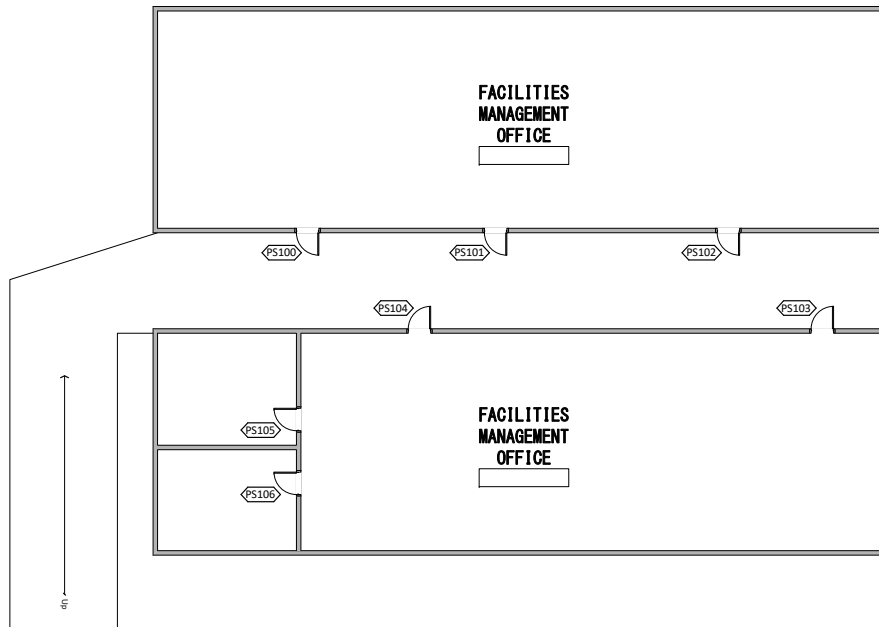
Disclaimer: The detail provided in this document is intended to assist in the planning or installation of products and is not drawn to scale. This drawing is not endorsed by any manufacturer and includes no warranty for errors or omissions. Persons referencing this document do so at their own risk and should exercise due diligence and caution. This document is copyrighted and not for distribution or duplication, all rights reserved. © 2019



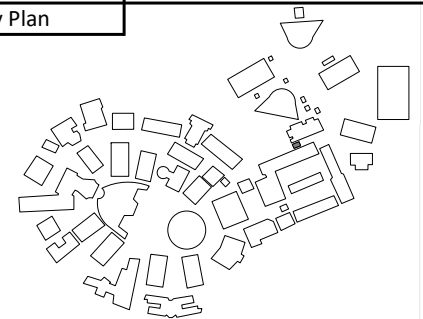
**Chabot Las Positas Community College District**

DATE  
1/30/2019

SHEET  
**A2. 2**



|                 |   |
|-----------------|---|
| Site            | <b>Chabot College</b>                           |
| Address         | 25555 Hesperian Blvd, Hayward, CA 94545         |
| Building/Sector | <b>Facilities Management Office - Portables</b> |
| Key Plan        |   |





**OPENING**  
TECHNOLOGIES, INC.

2050 COMMERCE AVENUE  
CONCORD, CA 94520

PHONE: 925.674.6900  
FAX: 925.674.6995

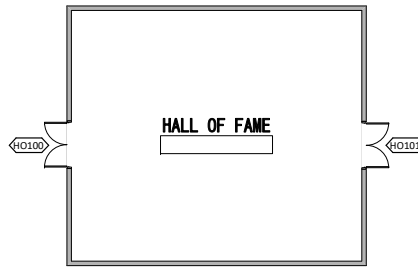
Disclaimer: The detail provided in this document is intended to assist in the planning or installation of products and is not drawn to scale. This drawing is not endorsed by any manufacturer and includes no warranty for errors or omissions. Persons referencing this document do so at their own risk and should exercise due diligence and caution. This document is copyrighted and not for distribution or duplication, all rights reserved. © 2018



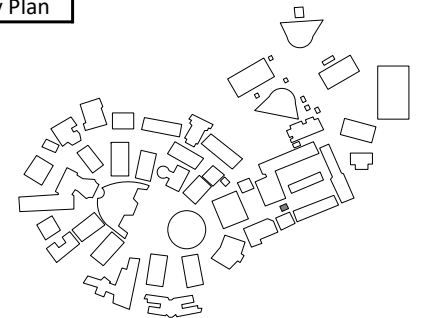
**Chabot Las Positas Community College District**

DATE  
12/14/2018

SHEET  
**A2.2**



|          |   |
|----------|---|
| Site     | <b>Chabot College</b>                   |
| Address  | 25555 Hesperian Blvd, Hayward, CA 94545 |
| Building | <b>Hall of Fame</b>                     |
| Sector   | <b>1st Floor</b>                        |
| Key Plan |   |





**OPENING**  
TECHNOLOGIES, INC.

2050 COMMERCE AVENUE  
CONCORD, CA 94520

PHONE: 925.674.6900  
FAX: 925.674.6995

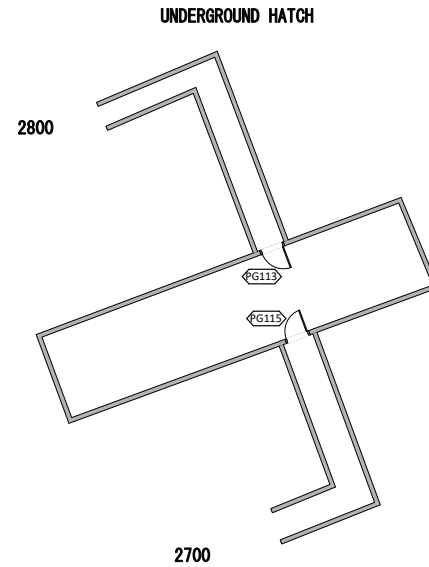
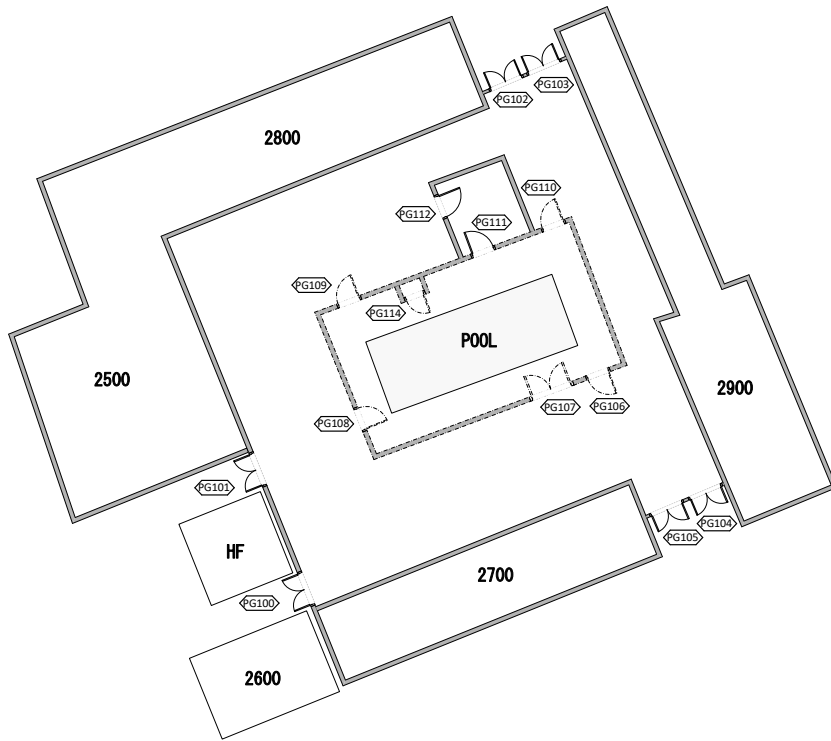
Disclaimer: The detail provided in this document is intended to assist in the planning or installation of products and is not drawn to scale. This drawing is not endorsed by any manufacturer and includes no warranty for errors or omissions. Persons referencing this document do so at their own risk and should exercise due diligence and caution. This document is copyrighted and not for distribution or duplication, all rights reserved. © 2018



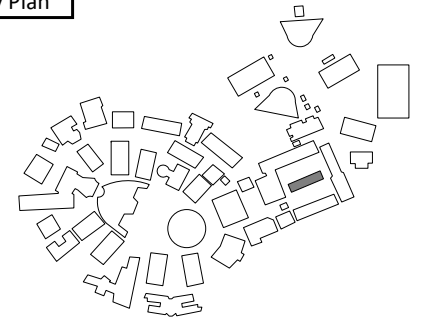
**Chabot Las Positas Community College District**

DATE  
12/14/2018

SHEET  
**A2.2**



|          |   |
|----------|---|
| Site     | <b>Chabot College</b>                   |
| Address  | 25555 Hesperian Blvd, Hayward, CA 94545 |
| Building | <b>Pool</b>                             |
| Sector   | <b>1<sup>st</sup> Floor</b>             |
| Key Plan |   |



Las Positas College Hardware Totals

| Quantity | New Hardware          | Description   |
|----------|-----------------------|---|
| 76       | ND91JD RHO 626        | Vandlgard Pushbutton Lockset                        |
| 3        | ND80JD RHO 626        | ND Series Storeroom Lockset                         |
| 9        | 050599                | 370 Series NL Cam                                   |
| 1        | 050109 US28           | 35A Series Less Dogging Plate                       |
| 3        | 050133 US28           | 33A Series Less Dogging Plate                       |
| 2        | B663J                 | B-Series Classroom Deadbolt                         |
| 20       | 050132 US28           | 35A/98 CD Conversion Kit                            |
| 127      | 090074                | NL Drive Screw                                      |
| 76       | 050115 US28           | 33A/99 CD Conversion Kit                            |
| 18       | 050589 US28           | 99 Series Less Dogging Plate                        |
| 1        | 971085                | End Cap (Old Style)                                 |
| 9        | 050885 26D LHR        | 99 Series Fire Rated Double Cylinder Conversion Kit |
| 1        | ND94JD RHO 626        | ND Series Vandlgard Restroom Lockset                |
| 19       | 050588 US28           | 98 Series Less Dogging Plate                        |
| 6        | 20-060 613            | FSIC Adams Rite Mortise Housing                     |
| 2        | 36-083 613            | Blocking Ring                                       |
| 2        | 36-082 018 613        | Blocking Ring                                       |
| 2        | 36-082 037 613        | Blocking Ring                                       |
| 1        | 26-094 613 XQ11-948   | FSIC Mortise Housing                                |
| 1        | 050115 313AN          | 33A/99 CD Conversion Kit                            |
| 54       | 20-079 626            | FSIC Rim Housing                                    |
| 2        | RP 13509 2 630        | Remodler Plate                                      |
| 3        | 20-060 626            | FSIC Adams Rite Mortise Housing                     |
| 3        | 36-079 037 626        | Blocking Ring                                       |
| 4        | BF-161 PC             | Deadbolt Hole Filler                                |
| 4        | EF-161 PC             | Edge Filler Plate                                   |
| 4        | EF-161-S PC           | Edge Filler Plate                                   |
| 1        | 050387 US26D          | SD98/99 Rim Conversion Kit LHR                      |
| 2        | ND70JD RHO 626        | ND Series Restroom Lockset                          |
| 4        | 36-079 037 613        | Blocking Ring                                       |
| 32       | 26-094 626            | FSIC Mortise Housing                                |
| 2        | 050525 US26D          | Blocking Ring                                       |
| 1        | ND66JD RHO 626        | ND Series Store Lock                                |
| 2        | 30-007 626            | FSIC Mortise Housing                                |
| 4        | 050886 26D RHR        | 99 Series Fire Rated Double Cylinder Conversion Kit |
| 7        | KS43F3200             | KS Series FSIC Padlock                              |
| 32       | 26-094 626 XQ11-948   | FSIC Mortise Housing                                |
| 1        | 990NL R&V 26D         | 99 Series Night Latch Trim                          |
| 1        | 990DT 26D             | 99 Series Dummy Trim                                |
| 18       | 050589 313            | 99 Series Less Dogging Plate                        |
| 5        | 050115 313            | 33A/99 CD Conversion Kit                            |
| 2        | ND91JD RHO 613        | Vandlgard Pushbutton Lockset                        |
| 3        | 99L-F-2 3' 26D RHR 06 | 99 Series Fire Rated Double Cylinder Exit Device    |
| 3        | 99L-F-2 3' 26D LHR 06 | 99 Series Fire Rated Double Cylinder Exit Device    |
| 3        | KR9954 8'5" SP28      | Fire Rated Key Removable Mullion                    |
| 2        | 30-137 626            | FSIC Mortise Housing                                |

Las Positas College Hardware Totals

| Quantity | New Hardware                              | Description                                       |
|----------|---|---|
| 18       | CD99NL-OP 3' US26D                        | 99 Series Exit Device w/ Cylinder Dogging         |
| 8        | CD99EO 3' US26D                           | 99 Series Exit Device w/ Cylinder Dogging         |
| 8        | KR4954 7'6" SP28                          | Key Removable Mullion                             |
| 2        | 9947WDC-NL-F 3' US26D RHR (990NL RV)      | 99 Series Fire Rated Conealed Vertical Rod Device |
| 2        | 9947WDC-NL-F 3' US26D LHR (990NL RV)      | 99 Series Fire Rated Conealed Vertical Rod Device |
| 8        | 71 628                                    | Push Plate  |
| 1        | 99L-F-2 3' US26D RHR 06 299F              | 99 Series Fire Rated Double Cylinder Exit Device  |
| 5        | 99L-F-2 3' US26D RHR 06 (996L RV 06) 499F | 99 Series Fire Rated Double Cylinder Exit Device  |
| 6        | 99L-F-2 3' US26D LHR 06 (996L RV 06) 499F | 99 Series Fire Rated Double Cylinder Exit Device  |
| 5        | KR9954 7'5" SP28                          | Fire Rated Key Removable Mullion                  |



Las Positas College Door Schedule

| Bldg. # | Door # | Description            | New Cylinder     | New Hardware   | Hardware Description          |
|---------|--------|------------------------|------------------|----------------|-------------------------------|
| 100     | CL101  | Classroom 101          | 20-740 626       | ND91JD RHO 626 | Vandlgard Pushbutton Lockset  |
| 100     | CL102  | Classroom 102          | 20-740 626       | ND91JD RHO 626 | Vandlgard Pushbutton Lockset  |
| 100     | CL103  | Classroom 103          | 20-740 626       | ND91JD RHO 626 | Vandlgard Pushbutton Lockset  |
| 100     | CL104  | Classroom 106          | 20-740 626       | ND91JD RHO 626 | Vandlgard Pushbutton Lockset  |
| 100     | CL105  | Classroom 105          | 20-740 626       | ND91JD RHO 626 | Vandlgard Pushbutton Lockset  |
| 100     | CL106  | Classroom 104          | 20-740 626       | ND91JD RHO 626 | Vandlgard Pushbutton Lockset  |
| 400     | LC100  | Lobby                  | 20-740 626       | -              |                               |
| 400     | LC101  | Custodian Closet       | 20-740 626       | ND80JD RHO 626 | ND Series Storeroom Lockset   |
| 400     | LC102  | Storage                | 20-750 626       | -              |                               |
| 400     | LC103  | Testing Room           | 20-740 626       | ND91JD RHO 626 | Vandlgard Pushbutton Lockset  |
| 400     | LC104  | Testing Room           | 20-740 626       | -              |                               |
|         |        |                        | XQ13-115 114 613 | -              |                               |
| 400     | LC105  | Language Lab           | 20-740 626       | 050599         | 370 Series NL Cam             |
|         |        |                        | -                | 050109 US28    | 35A Series Less Dogging Plate |
| 400     | LC106  | Classroom              | 20-740 626       | ND91JD RHO 626 | Vandlgard Pushbutton Lockset  |
| 400     | LC107  | Classroom              | 20-740 626       | ND91JD RHO 626 | Vandlgard Pushbutton Lockset  |
| 400     | LC108  | Classroom              | 20-740 626       | ND91JD RHO 626 | Vandlgard Pushbutton Lockset  |
| 400     | LC109  | Language Lab           | 20-740 626       | 050599         | 370 Series NL Cam             |
|         |        |                        | -                | 050133 US28    | 33A Series Less Dogging Plate |
| 400     | LC110  | Women's Staff Restroom | 20-750 626       | -              |                               |
|         |        |                        | -                | -              |                               |
| 400     | LC111  | Men's Restroom         | 20-740 626       | B663J          | B-Series Classroom Deadbolt   |
|         |        |                        | 20-740 626       | -              |                               |
| 400     | LC112  | Women's Restroom       | 20-740 626       | B663J          | B-Series Classroom Deadbolt   |
|         |        |                        | 20-740 626       | -              |                               |
| 400     | LC113  | Classroom              | 20-740 626       | 050599         | 370 Series NL Cam             |
|         |        |                        | XQ13-115 114 626 | 050132 US28    | 35A/98 CD Conversion Kit      |
| 400     | LC114  | Classroom              | 20-740 626       | 050599         | 370 Series NL Cam             |
|         |        |                        | XQ13-115 114 626 | 050132 US28    | 35A/98 CD Conversion Kit      |
| 400     | LC115  | Roof Access            | 47-743 606       | -              |                               |
| 500     | MC100  | Art Studio             | 20-740 626       | 090074         | NL Drive Screw                |
|         |        |                        | XQ13-115 114 626 | 050115 US28    | 33A/99 CD Conversion Kit      |
| 500     | MC101  | Storage                | 20-750 626       | -              |                               |
| 500     | MC102  | Math Classroom         | 20-740 626       | 090074         | NL Drive Screw                |
|         |        |                        | -                | 050589 US28    | 99 Series Less Dogging Plate  |
| 500     | MC103  | IDF                    | 20-750 626       | -              |                               |
| 500     | MC104  | Classroom              | 20-740 626       | 090074         | NL Drive Screw                |
|         |        |                        | XQ13-115 114 626 | -              |                               |
| 500     | MC105  | Classroom              | 20-740 626       | 090074         | NL Drive Screw                |
|         |        |                        | XQ13-115 114 626 | 050132 US28    | 35A/98 CD Conversion Kit      |
| 500     | MC106  | Classroom              | 20-740 626       | 090074         | NL Drive Screw                |
|         |        |                        | XQ13-115 114 626 | -              |                               |

Las Positas College Door Schedule

| Bldg. # | Door # | Description                    | New Cylinder     | New Hardware   | Hardware Description                                |
|---------|--------|--------------------------------|------------------|----------------|---|
| 500     | MC107  | Classroom                      | 20-740 626       | 090074         | NL Drive Screw                                      |
|         |        |                                | XQ13-115 114 626 | 050115 US28    | 33A/99 CD Conversion Kit                            |
|         |        |                                | -                | 971085         | End Cap (Old Style)                                 |
| 500     | MC108  | Classroom                      | 20-740 626       | ND91JD RHO 626 | Vandlgard Pushbutton Lockset                        |
| 500     | MC109  | Enclosure                      | 47-743 606       | -              |   |
| 500     | MC110  | Classroom                      | 20-740 626       | 090074         | NL Drive Screw                                      |
|         |        |                                | XQ13-115 114 626 | 050132 US28    | 35A/98 CD Conversion Kit                            |
| 600     | ML101  | Integrated Learning Center 600 | 20-740 626       | 090074         | NL Drive Screw                                      |
|         |        |                                | XQ13-115 114 626 | -              |   |
| 600     | ML102  | Study Room 604                 | -                | -              |   |
| 600     | ML103  | Study Room 603                 | -                | -              |   |
| 600     | ML104  | Learning Center Office 601     | 20-740 626       | ND91JD RHO 626 | Vandlgard Pushbutton Lockset                        |
| 600     | ML105  | Exit 600                       | 20-740 626       | 090074         | NL Drive Screw                                      |
|         |        |                                | XB13-088 626     | 050885 26D LHR | 99 Series Fire Rated Double Cylinder Conversion Kit |
| 600     | ML106  | Hall 600                       | 20-740 626       | -              |   |
| 600     | ML107  | Math -X Classroom 607          | 20-740 626       | 090074         | NL Drive Screw                                      |
|         |        |                                | XB13-088 626     | 050885 26D LHR | 99 Series Fire Rated Double Cylinder Conversion Kit |
| 600     | ML108  | Math -X Classroom 607          | 20-740 626       | 090074         | NL Drive Screw                                      |
|         |        |                                | XQ13-115 114 626 | -              |   |
| 600     | ML109  | Math -X Classroom 606          | 20-740 626       | -              |   |
| 600     | ML110  | Math-X Office 608              | 20-740 626       | -              |   |
| 600     | ML111  | Exit 607                       | 20-740 626       | 090074         | NL Drive Screw                                      |
|         |        |                                | XQ13-115 114 626 | -              |   |
| 600     | ML112  | Women's Restroom               | 20-750 626       | -              |   |
| 600     | ML113  | Men's Restroom                 | 20-765 626       | -              |   |
| 600     | ML114  | Equipment Room 605             | 20-750 626       | -              |   |
| 600     | ML115  | Custodian Closet               | 20-750 626       | -              |   |
| 600     | ML116  | Fire Service Tech Gate         | 47-743 606       | -              |   |
| 600 A/B | FT100  | Fire Technology Storage 601B   | 20-740 626       | ND94JD RHO 626 | ND Series Vandlgard Restroom Lockset                |
| 600 A/B | FT101  | Fire Technology 600B           | 20-740 626       | ND91JD RHO 626 | Vandlgard Pushbutton Lockset                        |
|         |        |                                | -                | -              |   |
| 600 A/B | FT102  | Women's Locker Room FT-4       | -                | -              |   |
| 600 A/B | FT103  | Men's Locker Room FT-3         | -                | -              |   |
| 600 A/B | FT104  | Storage Room                   | 20-740 626       | -              |   |
| 600 A/B | FT105  | Classroom FT-1                 | 20-740 626       | -              |   |
| 600 A/B | FT106  | Office FT-2                    | 20-740 626       | -              |   |
| 600 A/B | FT107  | Gate                           | 47-743 626       | -              |   |
| 600 A/B | FT108  | Storage Room                   | 47-743 606       | -              |   |
| 600 A/B | FT109  | Storage Room                   | 47-743 626       | -              |   |
| 600 A/B | FT110  | Gate                           | 47-743 606       | -              |   |
| 600 A/B | FT111  | Storage Room                   | 47-743 626       | -              |   |
| 600 A/B | FT112  | Gate                           | 47-743 626       | -              |   |

Las Positas College Door Schedule

| Bldg. # | Door #  | Description        | New Cylinder     | New Hardware   | Hardware Description         |
|---------|---------|--------------------|------------------|----------------|------------------------------|
| 700     | FL100   | Classroom          | 20-740 626       | 090074         | NL Drive Screw               |
|         |         |                    | XQ13-115 114 626 | 050115 US28    | 33A/99 CD Conversion Kit     |
| 700     | FL101   | Classroom          | 20-740 626       | 050599         | 370 Series NL Cam            |
|         |         |                    | -                | 050589 US28    | 99 Series Less Dogging Plate |
| 700     | FL102   | Studio             | 20-740 626       | 050599         | 370 Series NL Cam            |
|         |         |                    | XQ13-115 114 626 | 050132 US28    | 35A/98 CD Conversion Kit     |
| 700     | FL103   | Storage Room       | 20-765 626       | -              |                              |
| 700     | FL103.1 | Cabinet            | 20-740 626       | -              |                              |
| 700     | FL103.2 | Cabinet            | 20-740 626       | -              |                              |
| 700     | FL103.3 | Cabinet            | 20-740 626       | -              |                              |
| 700     | FL103.4 | Cabinet            | 20-740 626       | -              |                              |
| 700     | FL104   | Storage Room       | 20-765 626       | -              |                              |
| 700     | FL104.1 | Cabinet            | 20-740 626       | -              |                              |
| 700     | FL104.2 | Cabinet            | 20-740 626       | -              |                              |
| 700     | FL104.3 | Cabinet            | 20-740 626       | -              |                              |
| 700     | FL104.4 | Cabinet            | 20-740 626       | -              |                              |
| 700     | FL105   | IDF                | 20-765 626       | -              |                              |
| 700     | FL106   | Storage Room       | 20-765 626       | -              |                              |
| 700     | FL107   | Dry Finishing      | 20-740 626       | ND91JD RHO 626 | Vandlgard Pushbutton Lockset |
| 700     | FL108   | Studio             | 20-765 626       | -              |                              |
| 700     | FL109   | Dry Finishing      | 20-740 626       | ND91JD RHO 626 | Vandlgard Pushbutton Lockset |
| 700     | FL110   | Storage Room       | 20-765 626       | -              |                              |
| 700     | FL110.1 | Cabinet            | 20-740 626       | -              |                              |
| 700     | FL110.2 | Cabinet            | 20-740 626       | -              |                              |
| 700     | FL110.3 | Cabinet            | 20-740 626       | -              |                              |
| 700     | FL110.4 | Cabinet            | 20-740 626       | -              |                              |
| 700     | FL111   | Work Room          | 20-765 626       | -              |                              |
| 700     | FL112   | Work Room          | 20-765 626       | -              |                              |
| 700     | FL113   | Equipment Checkout | 20-765 626       | -              |                              |
| 700     | FL113.1 | Cabinet            | 47-743 606       | -              |                              |
| 700     | FL113.2 | Cabinet            | 47-743 606       | -              |                              |
| 700     | FL114   | Dry Finishing      | 20-740 626       | ND91JD RHO 626 | Vandlgard Pushbutton Lockset |
| 700     | FL115   | Development        | 20-765 626       | -              |                              |
| 700     | FL116   | Dark Room          | 20-740 626       | -              |                              |
| 700     | FL117   | Classroom          | 20-740 626       | -              |                              |
| 800     | TC100   | Lecture Hall 800   | 20-740 626       | -              |                              |
| 800     | TC101   | Lecture Hall 801   | 20-740 626       | 090074         | NL Drive Screw               |
|         |         |                    | XQ13-115 114 626 | 050132 US28    | 35A/98 CD Conversion Kit     |
|         |         |                    | 20-740 626       | 090074         | NL Drive Screw               |
|         |         |                    | XQ13-115 114 626 | 050132 US28    | 35A/98 CD Conversion Kit     |
| 800     | TC102   | Lecture Hall 801   | 20-740 626       | 090074         | NL Drive Screw               |
|         |         |                    | -                | 050588 US28    | 98 Series Less Dogging Plate |

Las Positas College Door Schedule

| Bldg. # | Door # | Description       | New Cylinder     | New Hardware        | Hardware Description            |
|---------|--------|-------------------|------------------|---------------------|---------------------------------|
|         |        |                   | 20-740 626       | 090074              | NL Drive Screw                  |
|         |        |                   | -                | 050588 US28         | 98 Series Less Dogging Plate    |
| 800     | TC103  | Lecture Hall 801  | 20-740 626       | 090074              | NL Drive Screw                  |
|         |        |                   | -                | 050588 US28         | 98 Series Less Dogging Plate    |
|         |        |                   | 20-740 626       | 090074              | NL Drive Screw                  |
|         |        |                   | -                | 050588 US28         | 98 Series Less Dogging Plate    |
| 800     | TC104  | Classroom 802     | 20-740 626       | 090074              | NL Drive Screw                  |
|         |        |                   | XQ13-115 114 626 | 050132 US28         | 35A/98 CD Conversion Kit        |
| 800     | TC105  | Classroom 802     | 20-740 626       | 090074              | NL Drive Screw                  |
|         |        |                   | -                | 050588 US28         | 98 Series Less Dogging Plate    |
|         |        |                   | 20-740 626       | 090074              | NL Drive Screw                  |
|         |        |                   | -                | 050588 US28         | 98 Series Less Dogging Plate    |
| 800     | TC106  | Lecture Hall 801  | 20-740 626       | 090074              | NL Drive Screw                  |
|         |        |                   | -                | 050588 US28         | 98 Series Less Dogging Plate    |
|         |        |                   | 20-740 626       | 090074              | NL Drive Screw                  |
|         |        |                   | -                | 050588 US28         | 98 Series Less Dogging Plate    |
| 800     | TC107  | Computer Lab 803  | 20-740 626       | 090074              | NL Drive Screw                  |
|         |        |                   | XQ13-115 114 626 | 050132 US28         | 35A/98 CD Conversion Kit        |
| 800     | TC108  | Computer Lab 803A | 20-740 626       | ND91JD RHO 626      | Vandlgard Pushbutton Lockset    |
| 800     | TC109  | Computer Lab 803  | 20-740 626       | 090074              | NL Drive Screw                  |
|         |        |                   | -                | 050588 US28         | 98 Series Less Dogging Plate    |
| 800     | TC110  | Computer Lab 803  | 20-740 626       | 090074              | NL Drive Screw                  |
|         |        |                   | -                | 050588 US28         | 98 Series Less Dogging Plate    |
| 800     | TC111  | Computer Lab 803  | 20-740 626       | 090074              | NL Drive Screw                  |
|         |        |                   | -                | 050588 US28         | 98 Series Less Dogging Plate    |
| 800     | TC112  | Lecture Hall 800  | 20-740 626       | -                   |                                 |
| 800     | TC113  | Classroom 804     | 20-740 626       | 090074              | NL Drive Screw                  |
|         |        |                   | XQ13-115 114 626 | 050132 US28         | 35A/98 CD Conversion Kit        |
| 800     | TC114  | Classroom 804     | 20-740 606       | 20-060 613          | FSIC Adams Rite Mortise Housing |
|         |        |                   | -                | 36-083 613          | Blocking Ring                   |
|         |        |                   | -                | 36-082 018 613      | Blocking Ring                   |
|         |        |                   | -                | 36-082 037 613      | Blocking Ring                   |
|         |        |                   | XQ13-115 114 613 | -                   |                                 |
| 800     | TC115  | Classroom 804A    | 20-740 626       | ND91JD RHO 626      | Vandlgard Pushbutton Lockset    |
| 800     | TC116  | Classroom 804A    | 20-740 626       | ND91JD RHO 626      | Vandlgard Pushbutton Lockset    |
| 800     | TC117  | Classroom 804A    | 20-740 606       | 26-094 613 XQ11-948 | FSIC Mortise Housing            |
|         |        |                   | XQ13-115 114 613 | 050115 313AN        | 33A/99 CD Conversion Kit        |
| 800     | TC118  | Classroom 804A    | 20-740 626       | ND91JD RHO 626      | Vandlgard Pushbutton Lockset    |
| 800     | TC119  | Classroom 805     | 20-740 606       | 20-060 613          | FSIC Adams Rite Mortise Housing |
|         |        |                   | -                | 36-083 613          | Blocking Ring                   |
|         |        |                   | -                | 36-082 018 613      | Blocking Ring                   |
|         |        |                   | -                | 36-082 037 613      | Blocking Ring                   |

Las Positas College Door Schedule

| Bldg. # | Door # | Description               | New Cylinder                   | New Hardware   | Hardware Description         |
|---------|--------|---------------------------|--------------------------------|----------------|------------------------------|
| 800     | TC120  | Classroom 805             | XQ13-115 114 613<br>20-740 626 | -<br>090074    | NL Drive Screw               |
|         |        |                           | XQ13-115 114 613               | 050132 US28    | 35A/98 CD Conversion Kit     |
| 800     | TC121  | Classroom 805A            | 20-765 626                     | -              |                              |
| 800     | TC122  | Classroom 808             | 20-740 626                     | ND91JD RHO 626 | Vandlgard Pushbutton Lockset |
| 800     | TC123  | Classroom 808             | 20-765 626                     | -              |                              |
| 800     | TC124  | Classroom 808             | 20-740 626                     | ND91JD RHO 626 | Vandlgard Pushbutton Lockset |
|         |        |                           | 20-729 626                     | -              |                              |
|         |        |                           | 20-740 626                     | ND91JD RHO 626 | Vandlgard Pushbutton Lockset |
|         |        |                           | 20-729 626                     | -              |                              |
| 800     | TC125  | Classroom 808             | 20-740 626                     | ND91JD RHO 626 | Vandlgard Pushbutton Lockset |
|         |        |                           | 20-729 626                     | -              |                              |
| 800     | TC126  | Classroom 810A            | 20-750 626                     | -              |                              |
| 800     | TC127  | Classroom 810B            | 20-740 626                     | ND91JD RHO 626 | Vandlgard Pushbutton Lockset |
| 800     | TC128  | Welding Lab               | 20-740 626                     | 090074         | NL Drive Screw               |
|         |        |                           | XQ13-115 114 626               | 050132 US28    | 35A/98 CD Conversion Kit     |
| 800     | TC129  | Flammable Gas Gate        | 47-743 606                     | -              |                              |
| 800     | TC130  | Welding Yard              | 20-740 626                     | 20-079 626     | FSIC Rim Housing             |
| 800     | TC131  | Welding Yard Gate         | 47-743 606                     | -              |                              |
| 800     | TC132  | Storage Gate              | 47-743 606                     | -              |                              |
| 800     | TC133  | Electrical Gate           | 47-743 606                     | -              |                              |
|         |        |                           | 47-743 606                     | -              |                              |
| 800     | TC134  | Gate                      | 47-743 606                     | -              |                              |
| 800     | TC136  | Storage Rollup            | 47-743 606                     | -              |                              |
| 800     | TC137  | Welding 810               | 20-740 626                     | 090074         | NL Drive Screw               |
|         |        |                           | XQ13-115 114 626               | 050132 US28    | 35A/98 CD Conversion Kit     |
| 800     | TC138  | Auto Technology 809       | 20-740 626                     | 090074         | NL Drive Screw               |
|         |        |                           | XQ13-115 114 626               | 050132 US28    | 35A/98 CD Conversion Kit     |
|         |        |                           | 20-740 626                     | 090074         | NL Drive Screw               |
|         |        |                           | XQ13-115 114 626               | 050132 US28    | 35A/98 CD Conversion Kit     |
| 800     | TC139  | Gate                      | 47-743 606                     | -              |                              |
| 800     | TC140  | Auto Technology 809       | 20-740 626                     | 090074         | NL Drive Screw               |
|         |        |                           | XQ13-115 114 626               | 050132 US28    | 35A/98 CD Conversion Kit     |
| 800     | TC141  | Hazard Waste Storage Gate | 20-740 626                     | -              |                              |
| 800     | TC142  | Hazard Waste Storage Gate | 47-743 606                     | -              |                              |
| 800     | TC143  | Hazard Waste Storage Gate | 47-743 606                     | -              |                              |
| 800     | TC144  | Welding 810               | 20-740 626                     | 090074         | NL Drive Screw               |
|         |        |                           | XQ13-115 114 626               | 050132 US28    | 35A/98 CD Conversion Kit     |
| 800     | TC145  | Classroom 816             | 20-740 626                     | ND91JD RHO 626 | Vandlgard Pushbutton Lockset |
| 800     | TC146  | Office                    | 20-750 626                     | -              |                              |
| 800     | TC147  | Classroom 815             | 20-765 626                     | -              |                              |
| 800     | TC148  | Office / Storage          | 20-750 626                     | -              |                              |

Las Positas College Door Schedule

| Bldg. # | Door # | Description                 | New Cylinder     | New Hardware   | Hardware Description          |
|---------|--------|-----------------------------|------------------|----------------|-------------------------------|
| 800     | TC149  | Classroom 817               | 20-765 626       | -              |                               |
| 800     | TC150  | Boiler Room                 | 20-750 626       | -              |                               |
| 800     | TC151  | Gate                        | 47-743 606       | -              |                               |
| 800     | TC152  | Theater Shop                | 20-740 626       | -              |                               |
| 800     | TC153  | Entrance                    | 20-740 626       | 050599         | 370 Series NL Cam             |
|         |        |                             | -                | 050133 US28    | 33A Series Less Dogging Plate |
|         |        |                             | 20-740 626       | 050599         | 370 Series NL Cam             |
|         |        |                             | -                | 050133 US28    | 33A Series Less Dogging Plate |
| 800     | TC154  | Theater Shop                | 20-750 626       | -              |                               |
| 800     | TC155  | Boiler Room                 | 20-750 626       | -              |                               |
| 800     | TC156  | Women's Restroom            | 20-750 626       | -              |                               |
| 800     | TC157  | Men's Restroom              | 20-750 626       | -              |                               |
| 800     | TC158  | Technical Vocational Center | 20-740 626       | -              |                               |
| 800     | TC159  | Horticulture/Viticulture    | 20-740 626       | 090074         | NL Drive Screw                |
|         |        |                             | XQ13-115 114 626 | 050132 US28    | 35A/98 CD Conversion Kit      |
| 800     | TC160  | Storage                     | 20-740 626       | ND80JD RHO 626 | ND Series Storeroom Lockset   |
|         |        |                             | -                | RP 13509 2 630 | Remodeler Plate               |
|         |        |                             | -                | RP 13509 2 630 | Remodeler Plate               |
| 800     | TC161  | Greenhouse 807              | 20-740 626       | ND91JD RHO 626 | Vandlgard Pushbutton Lockset  |
| 800     | TC162  | Horticulture/Viticulture    | 20-740 626       | ND91JD RHO 626 | Vandlgard Pushbutton Lockset  |
| 800     | TC163  | Greenhouse 807              | 20-740 626       | -              |                               |
|         |        |                             | XQ13-115 114 626 | 050115 US28    | 33A/99 CD Conversion Kit      |
| 800     | TC164  | Greenhouse 807              | 20-740 626       | -              |                               |
|         |        |                             | XQ13-115 114 626 | 050115 US28    | 33A/99 CD Conversion Kit      |
| 800     | TC165  | Gate                        | 47-743 606       | -              |                               |
| 800     | TC167  | Storage Rollup              | 47-743 606       | -              |                               |
| 800     | TC168  | Electrical Box              | 47-743 606       | -              |                               |
| 800     | TC169  | Electrical Box              | 47-743 606       | -              |                               |
| 800     | TC170  | Electrical Box              | 47-743 606       | -              |                               |
| 800     | TC171  | Gate to Parking Lot         | 47-743 606       | -              |                               |
| 800     | TC172  | Electrical Box              | 47-743 606       | -              |                               |
| 800     | TC173  | Diesel Fuel                 | 47-743 606       | -              |                               |
| 800     | TC174  | Restroom                    | 20-750 626       |                |                               |
| 800     | TC175  | Storage                     | 20-750 626       |                |                               |
| 800     | TC176  | Vestibule                   | 20-740 626       |                |                               |
| 800     | TC177  | Vestibule                   | 20-740 626       |                |                               |
| 800     | TC178  | Vestibule                   | 20-740 626       | 090074         | NL Drive Screw                |
| 800     | TC179  | Vestibule                   | 20-740 626       | 090074         | NL Drive Screw                |
| 800     | TC180  | Storage                     | 20-750 626       |                |                               |
| 800     | TC181  | Office / Storage            | 20-750 626       |                |                               |
| 800     | TC182  | Office / Storage            | 20-750 626       |                |                               |
| 1000    | AB100  | Mechanical 1020             | 20-740 626       | -              |                               |

Las Positas College Door Schedule

| Bldg. # | Door # | Description             | New Cylinder     | New Hardware   | Hardware Description            |
|---------|--------|-------------------------|------------------|----------------|---------------------------------|
| 1000    | AB101  | Entrance                | -                | -              |                                 |
| 1000    | AB102  | Main Electrical 1021    | -                | 050589 US28    | 99 Series Less Dogging Plate    |
|         |        |                         | -                | 050589 US28    | 99 Series Less Dogging Plate    |
|         |        |                         | 20-740 626       | -              |                                 |
| 1000    | AB103  | Main Electrical 1021    | 20-740 626       | 090074         | NL Drive Screw                  |
|         |        |                         | XQ13-115 114 626 | -              |                                 |
| 1000    | AB104  | Sprinkler Riser 1022    | 20-740 626       | -              |                                 |
| 1000    | AB105  | Lecture Hall 1011       | 20-740 626       | 090074         | NL Drive Screw                  |
|         |        |                         | XQ13-115 114 626 | 050589 US28    | 99 Series Less Dogging Plate    |
| 1000    | AB106  | Lecture Hall 1011       | 20-740 626       | 090074         | NL Drive Screw                  |
|         |        |                         | XQ13-115 114 626 | -              |                                 |
|         |        |                         | XQ13-115 114 626 | -              |                                 |
|         |        |                         | XQ13-115 114 626 | -              |                                 |
|         |        |                         | 20-740 626       | -              |                                 |
| 1000    | AB107  | Entrance                | -                | -              |                                 |
| 1000    | AB108  | Foyer Entrance          | 20-740 626       | 20-060 626     | FSIC Adams Rite Mortise Housing |
|         |        |                         | -                | 36-079 037 626 | Blocking Ring                   |
| 1000    | AB109  | Lecture Hall 1011       | 20-740 626       | -              |                                 |
|         |        |                         | XB13-088 626     | -              |                                 |
|         |        |                         | -                | -              |                                 |
|         |        |                         | 20-740 626       | -              |                                 |
| 1000    | AB110  | AV Equipment Room 1011A | 20-740 626       | -              |                                 |
| 1000    | AB111  | Storage Room 1010       | 20-740 626       | -              |                                 |
| 1000    | AB112  | BDF 1009                | 20-740 626       | -              |                                 |
| 1000    | AB113  | Classroom 1008          | 20-740 626       | ND91JD RHO 626 | Vandlgard Pushbutton Lockset    |
|         |        |                         | -                | -              |                                 |
| 1000    | AB114  | Classroom 1007          | 20-740 626       | ND91JD RHO 626 | Vandlgard Pushbutton Lockset    |
|         |        |                         | -                | -              |                                 |
| 1000    | AB115  | Classroom 1006          | 20-740 626       | ND91JD RHO 626 | Vandlgard Pushbutton Lockset    |
|         |        |                         | -                | -              |                                 |
| 1000    | AB116  | All-Gender Restroom     | 20-740 626       | -              |                                 |
|         |        |                         | -                | -              |                                 |
| 1000    | AB117  | Men's Restroom          | 20-740 626       | -              |                                 |
| 1000    | AB118  | Women's Restroom        | 20-740 626       | -              |                                 |
| 1000    | AB119  | Computer Lab 1004       | 20-740 626       | ND91JD RHO 626 | Vandlgard Pushbutton Lockset    |
|         |        |                         | -                | -              |                                 |
| 1000    | AB120  | Computer Lab 1004       | 20-740 626       | ND91JD RHO 626 | Vandlgard Pushbutton Lockset    |
|         |        |                         | -                | -              |                                 |
| 1000    | AB121  | Classroom 1003          | 20-740 626       | ND91JD RHO 626 | Vandlgard Pushbutton Lockset    |
|         |        |                         | -                | -              |                                 |
| 1000    | AB122  | Computer Lab 1002       | 20-740 626       | ND91JD RHO 626 | Vandlgard Pushbutton Lockset    |
|         |        |                         | -                | -              |                                 |

Las Positas College Door Schedule

| Bldg. # | Door # | Description                  | New Cylinder | New Hardware   | Hardware Description         |
|---------|--------|------------------------------|--------------|----------------|------------------------------|
| 1000    | AB123  | Computer Lab 1002            | 20-740 626   | ND91JD RHO 626 | Vandlgard Pushbutton Lockset |
|         |        |                              | -            | -              |                              |
| 1000    | AB124  | Classroom 1001               | 20-740 626   | ND91JD RHO 626 | Vandlgard Pushbutton Lockset |
|         |        |                              | -            | -              |                              |
| 1000    | AB125  | Entrance                     | -            | -              |                              |
| 1000    | AB126  | Computer Lab 1013            | 20-740 626   | ND91JD RHO 626 | Vandlgard Pushbutton Lockset |
|         |        |                              | -            | -              |                              |
| 1000    | AB127  | Computer Lab 1013            | 20-740 626   | ND91JD RHO 626 | Vandlgard Pushbutton Lockset |
|         |        |                              | -            | -              |                              |
| 1000    | AB128  | Electrical 1014              | 20-740 626   | -              |                              |
| 1000    | AB129  | Custodian Closet 1015        | 20-740 626   | -              |                              |
| 1000    | AB130  | Elevator Equipment Room 1017 | 20-740 626   | -              |                              |
| 1000    | AB131  | Learning Communities 1018    | 20-740 626   | ND91JD RHO 626 | Vandlgard Pushbutton Lockset |
|         |        |                              | -            | -              |                              |
| 1000    | AB132  | Classroom 1012               | 20-740 626   | ND91JD RHO 626 | Vandlgard Pushbutton Lockset |
|         |        |                              | -            | -              |                              |
| 1000    | AB133  | Student Support 1018         | 20-740 626   | -              |                              |
|         |        |                              | -            | -              |                              |
| 1000    | AB134  | Group Study 1018A            | 20-740 626   | ND91JD RHO 626 | Vandlgard Pushbutton Lockset |
|         |        |                              | -            | -              |                              |
| 1000    | AB135  | Group Study 1018B            | 20-740 626   | ND91JD RHO 626 | Vandlgard Pushbutton Lockset |
|         |        |                              | -            | -              |                              |
| 1000    | AB200  | Classroom 1060               | 20-740 626   | ND91JD RHO 626 | Vandlgard Pushbutton Lockset |
|         |        |                              | -            | -              |                              |
| 1000    | AB201  | Anthropology Lab 1061        | 20-740 626   | ND91JD RHO 626 | Vandlgard Pushbutton Lockset |
|         |        |                              | -            | -              |                              |
| 1000    | AB202  | Electrical 1062              | 20-740 626   | -              |                              |
| 1000    | AB203  | Data 1063                    | 20-740 626   | -              |                              |
| 1000    | AB204  | Roof Access 1065             | 20-740 626   | -              |                              |
| 1000    | AB205  | Admin Suite 1066             | 20-740 626   | -              |                              |
| 1000    | AB206  | Admin Office 1065A           | 20-740 626   | -              |                              |
| 1000    | AB207  | Admin Suite 1066             | 20-740 626   | -              |                              |
| 1000    | AB208  | Conference Room 1067A        | 20-740 626   | -              |                              |
| 1000    | AB209  | Part-Time Faculty 1067       | 20-740 626   | -              |                              |
| 1000    | AB210  | Anthropology Lab 1061        | 20-740 626   | ND91JD RHO 626 | Vandlgard Pushbutton Lockset |
|         |        |                              | -            | -              |                              |
| 1000    | AB211  | Classroom 1059               | 20-740 626   | ND91JD RHO 626 | Vandlgard Pushbutton Lockset |
|         |        |                              | -            | -              |                              |
| 1000    | AB212  | Classroom 1058               | 20-740 626   | ND91JD RHO 626 | Vandlgard Pushbutton Lockset |
|         |        |                              | -            | -              |                              |
| 1000    | AB213  | Classroom 1057               | 20-740 626   | ND91JD RHO 626 | Vandlgard Pushbutton Lockset |
|         |        |                              | -            | -              |                              |



Las Positas College Door Schedule

| Bldg. # | Door #   | Description            | New Cylinder | New Hardware   | Hardware Description         |
|---------|----------|------------------------|--------------|----------------|------------------------------|
| 1000    | AB214    | Classroom 1056         | 20-740 626   | ND91JD RHO 626 | Vandlgard Pushbutton Lockset |
|         |          |                        | -            | -              |                              |
| 1000    | AB215    | Custodian Closet 1055C | 20-740 626   | -              |                              |
| 1000    | AB216    | Men's Restroom         | 20-740 626   | -              |                              |
| 1000    | AB217    | Women's Restroom       | 20-740 626   | -              |                              |
| 1000    | AB218    | Computer Lab 1054      | 20-740 626   | ND91JD RHO 626 | Vandlgard Pushbutton Lockset |
|         |          |                        | -            | -              |                              |
| 1000    | AB219    | Computer Lab 1054      | 20-740 626   | ND91JD RHO 626 | Vandlgard Pushbutton Lockset |
|         |          |                        | -            | -              |                              |
| 1000    | AB220    | ESL Classroom 1053     | 20-740 626   | ND91JD RHO 626 | Vandlgard Pushbutton Lockset |
|         |          |                        | -            | -              |                              |
| 1000    | AB221    | ESL Classroom 1053     | 20-740 626   | ND91JD RHO 626 | Vandlgard Pushbutton Lockset |
|         |          |                        | -            | -              |                              |
| 1000    | AB222    | Language Lab 1052      | 20-740 626   | ND91JD RHO 626 | Vandlgard Pushbutton Lockset |
|         |          |                        | -            | -              |                              |
| 1000    | AB222.1  | Cabinet                | 20-740 626   | -              |                              |
| 1000    | AB222.2  | Cabinet                | 20-740 626   | -              |                              |
| 1000    | AB222.3  | Cabinet                | 20-740 626   | -              |                              |
| 1000    | AB222.4  | Cabinet                | 20-740 626   | -              |                              |
| 1000    | AB222.5  | Cabinet                | 20-740 626   | -              |                              |
| 1000    | AB222.6  | Cabinet                | 20-740 626   | -              |                              |
| 1000    | AB222.7  | Cabinet                | 20-740 626   | -              |                              |
| 1000    | AB222.8  | Cabinet                | 20-740 626   | -              |                              |
| 1000    | AB222.9  | Cabinet                | 20-740 626   | -              |                              |
| 1000    | AB222.10 | Cabinet                | 20-740 626   | -              |                              |
| 1000    | AB222.11 | Cabinet                | 20-740 626   | -              |                              |
| 1000    | AB222.12 | Cabinet                | 20-740 626   | -              |                              |
| 1000    | AB223    | Language Lab 1052      | 20-740 626   | ND91JD RHO 626 | Vandlgard Pushbutton Lockset |
|         |          |                        | -            | -              |                              |
| 1000    | AB224    | Classroom 1051         | 20-740 626   | ND91JD RHO 626 | Vandlgard Pushbutton Lockset |
|         |          |                        | -            | -              |                              |
| 1000    | AB225    | Custodian Closet       | 20-740 626   | -              |                              |
| 1100    | UP100    | Central Utility Plant  | 20-765 626   | -              |                              |
| 1100    | UP101    | Central Utility Plant  | 20-765 626   | -              |                              |
| 1100    | UP102    | Office 1102            | 20-740 626   | -              |                              |
| 1100    | UP103    | Office 1102            | 20-740 626   | -              |                              |
| 1100    | UP104    | Central Utility Plant  | 20-740 626   | ND91JD RHO 626 | Vandlgard Pushbutton Lockset |
| 1100    | UP105    | Yard                   | 20-740 626   | -              |                              |
| 1100    | UP106    | Side Yard              | 20-740 626   | -              |                              |
| 1100    | UP107    | Padlock                | 47-743 606   | -              |                              |
| 1100    | UP108    | Padlock                | 47-743 606   | -              |                              |
| 1300    | BF100    | Bookstore              | -            | -              |                              |

Las Positas College Door Schedule

| Bldg. # | Door # | Description                 | New Cylinder | New Hardware   | Hardware Description         |
|---------|--------|-----------------------------|--------------|----------------|------------------------------|
| 1300    | BF101  | Bookstore                   | 20-740 626   | 20-079 626     | FSIC Rim Housing             |
| 1300    | BF102  | Stacking Area               | 20-750 626   | -              |                              |
| 1300    | BF103  | Stacking Area               | 20-750 626   | -              |                              |
| 1300    | BF104  | Office                      | 20-750 626   | -              |                              |
| 1300    | BF105  | Stacking Area               | 20-750 626   | -              |                              |
| 1300    | BF106  | Roof Access                 | 47-743 606   | -              |                              |
| 1300    | BF107  | Lobby                       | 20-740 626   | -              |                              |
| 1300    | BF108  | Hall                        | 20-765 626   | -              |                              |
| 1300    | BF109  | Office                      | 20-765 626   | -              |                              |
| 1300    | BF110  | Storage Room                | 20-765 626   | -              |                              |
| 1300    | BF111  | Office                      | 20-765 626   | -              |                              |
| 1300    | BF112  | Office                      | 20-765 626   | -              |                              |
| 1300    | BF113  | Lounge                      | 20-765 626   | -              |                              |
| 1300    | BF114  | Computer Room               | 20-765 626   | -              |                              |
| 1300    | BF115  | Learning Center             | 20-740 626   | ND91JD RHO 626 | Vandlgard Pushbutton Lockset |
| 1300    | BF116  | Lounge                      | 20-740 626   | -              |                              |
| 1300    | BF117  | Staff Lounge                | 20-740 626   | ND91JD RHO 626 | Vandlgard Pushbutton Lockset |
|         |        |                             | -            | BF-161 PC      | Deadbolt Hole Filler         |
|         |        |                             | -            | EF-161 PC      | Edge Filler Plate            |
|         |        |                             | -            | EF-161-S PC    | Edge Filler Plate            |
| 1300    | BF118  | Office                      | 20-750 626   | -              |                              |
| 1300    | BF119  | Conference Room             | -            | -              |                              |
| 1300    | BF120  | Conference Room             | -            | -              |                              |
| 1300    | BF121  | Restroom                    | -            | -              |                              |
| 1300    | BF122  | Breakroom                   | 20-765 626   | -              |                              |
| 1300    | BF123  | Breakroom                   | 20-765 626   | -              |                              |
| 1300    | BF124  | Staff Lounge                | 20-740 626   | ND91JD RHO 626 | Vandlgard Pushbutton Lockset |
|         |        |                             | -            | BF-161 PC      | Deadbolt Hole Filler         |
|         |        |                             | -            | EF-161 PC      | Edge Filler Plate            |
|         |        |                             | -            | EF-161-S PC    | Edge Filler Plate            |
| 1600    | SS100  | Mechanical 1601A            | 20-740 626   | -              |                              |
| 1600    | SS101  | Elevator Machine Room 1601C | 20-740 626   | -              |                              |
| 1600    | SS102  | Electrical to Mechanical    | 20-740 626   | -              |                              |
| 1600    | SS103  | Electrical 1601B            | 20-740 626   | -              |                              |
| 1600    | SS104  | Storage 1601D               | 20-740 626   | -              |                              |
| 1600    | SS105  | Classroom 1602              | 20-740 626   | -              |                              |
| 1600    | SS106  | File Room 1603              | 20-765 626   | -              |                              |
| 1600    | SS107  | Counseling Center 1616V     | 20-740 626   | -              |                              |
| 1600    | SS108  | Career Transfer Center 1604 | 20-740 626   | -              |                              |
| 1600    | SS109  | Office 1604A                | 20-740 626   | -              |                              |
| 1600    | SS110  | Coordinator 1604B           | 20-740 626   | -              |                              |
| 1600    | SS111  | Office 1604C                | 20-740 626   | -              |                              |

Las Positas College Door Schedule

| Bldg. # | Door # | Description                     | New Cylinder | New Hardware | Hardware Description |
|---------|--------|---------------------------------|--------------|--------------|----------------------|
| 1600    | SS112  | Career Transfer Center 1604     | 20-740 626   | -            |                      |
| 1600    | SS113  | BDF 1606                        | 20-740 626   | -            |                      |
| 1600    | SS114  | Custodian Closet 1608           | 20-740 626   | -            |                      |
| 1600    | SS115  | Women's Restroom                | 20-740 626   | -            |                      |
| 1600    | SS116  | Men's Restroom                  | 20-740 626   | -            |                      |
| 1600    | SS117  | Custodian Closet 1610           | 20-740 626   | -            |                      |
| 1600    | SS118  | Disability Resource Center 1615 | 20-740 626   | 090074       | NL Drive Screw       |
|         |        |                                 | 20-740 626   | -            |                      |
| 1600    | SS119  | Counselor 1615A                 | 20-740 626   | -            |                      |
| 1600    | SS120  | Counselor 1615B                 | 20-740 626   | -            |                      |
| 1600    | SS121  | High-Tech Center 1615C          | 20-740 626   | -            |                      |
| 1600    | SS122  | Student Workroom 1615D          | 20-740 626   | -            |                      |
| 1600    | SS123  | Testing Room 1615E              | 20-740 626   | -            |                      |
| 1600    | SS124  | Proctor 1615F                   | 20-740 626   | -            |                      |
| 1600    | SS125  | File Room 1615G                 | 20-740 626   | -            |                      |
| 1600    | SS126  | Coordinator 1615H               | 20-740 626   | -            |                      |
| 1600    | SS127  | Testing Room 1615J              | 20-740 626   | -            |                      |
| 1600    | SS128  | Hall 1615                       | 20-740 626   | -            |                      |
| 1600    | SS129  | Stair Foyer                     | 20-740 626   | 090074       | NL Drive Screw       |
| 1600    | SS130  | Counselor 1615K                 | 20-740 626   | -            |                      |
| 1600    | SS131  | Student Service Admin 1600      | 20-740 626   | -            |                      |
| 1600    | SS132  | Meeting Room 1613               | 20-740 626   | -            |                      |
| 1600    | SS133  | Testing Room 1611               | 20-740 626   | -            |                      |
| 1600    | SS134  | Testing Room 1609               | 20-740 626   | -            |                      |
| 1600    | SS135  | Office 1607                     | 20-740 626   | -            |                      |
| 1600    | SS136  | Office 0605                     | 20-740 626   | -            |                      |
| 1600    | SS137  | Workroom 1616H                  | 20-740 626   | -            |                      |
| 1600    | SS138  | Counselor 1616U                 | 20-740 626   | -            |                      |
| 1600    | SS139  | Counselor 1616J                 | 20-740 626   | -            |                      |
| 1600    | SS140  | Counselor 1616T                 | 20-740 626   | -            |                      |
| 1600    | SS141  | Counselor 1616K                 | 20-740 626   | -            |                      |
| 1600    | SS142  | Counselor 1616M                 | 20-740 626   | -            |                      |
| 1600    | SS143  | Counselor 1616S                 | 20-740 626   | -            |                      |
| 1600    | SS144  | Counselor 1616R                 | 20-740 626   | -            |                      |
| 1600    | SS145  | Counselor 1616N                 | 20-740 626   | -            |                      |
| 1600    | SS146  | Dean 1616Q                      | 20-740 626   | -            |                      |
| 1600    | SS147  | Dean Assistant 1616P            | 20-740 626   | -            |                      |
| 1600    | SS148  | Counselor 1616B                 | 20-740 626   | -            |                      |
| 1600    | SS149  | Counselor 1616A                 | 20-740 626   | -            |                      |
| 1600    | SS150  | Counselor 1616C                 | 20-740 626   | -            |                      |
| 1600    | SS151  | Counselor 1616D                 | 20-740 626   | -            |                      |
| 1600    | SS152  | Counselor 1616E                 | 20-740 626   | -            |                      |

Las Positas College Door Schedule

| Bldg. # | Door # | Description                | New Cylinder     | New Hardware | Hardware Description           |
|---------|--------|----------------------------|------------------|--------------|--------------------------------|
| 1600    | SS153  | Counseling Center 1616     | 20-740 626       | -            |                                |
| 1600    | SS154  | Student Service Admin 1600 | 20-740 626       | -            |                                |
|         |        |                            | -                | -            |                                |
|         |        |                            | 20-740 626       | -            |                                |
| 1600    | SS155  | Counselor 1616F            | 20-740 626       | -            |                                |
| 1600    | SS156  | Counselor 1616G            | 20-740 626       | -            |                                |
| 1600    | SS157  | Student Service Admin 1600 | 20-740 626       | -            |                                |
|         |        |                            | -                | 050387 US26D | SD98/99 Rim Conversion Kit LHR |
|         |        |                            | 20-740 626       | -            |                                |
| 1600    | SS158  | Elevator Machine Room 1635 | 20-740 626       | -            |                                |
| 1600    | SS159  | Information 1630           | 20-740 626       | -            |                                |
| 1600    | SS160  | All Gender Restroom        | -                | -            |                                |
| 1600    | SS161  | Men's Restroom             | 20-740 626       | -            |                                |
| 1600    | SS162  | Women's Restroom           | 20-740 626       | -            |                                |
| 1600    | SS163  | Custodian Closet 1634      | 20-740 626       | -            |                                |
| 1600    | SS164  | Cafeteria 1620             | 20-740 626       | -            |                                |
|         |        |                            | XB13-088 626     | -            |                                |
|         |        |                            | -                | -            |                                |
|         |        |                            | 20-740 626       | -            |                                |
| 1600    | SS165  | Cafeteria 1620             | 20-740 626       | 090074       | NL Drive Screw                 |
|         |        |                            | XQ13-115 114 626 | -            |                                |
|         |        |                            | XQ13-115 114 626 | -            |                                |
|         |        |                            | 20-740 626       | -            |                                |
| 1600    | SS166  | Cafeteria 1620             | 20-740 626       | 090074       | NL Drive Screw                 |
|         |        |                            | XQ13-115 114 626 | -            |                                |
|         |        |                            | -                | -            |                                |
|         |        |                            | XQ13-115 114 626 | -            |                                |
|         |        |                            | 20-740 626       | -            |                                |
| 1600    | SS167  | Cafeteria 1620             | 20-740 626       | 090074       | NL Drive Screw                 |
|         |        |                            | XQ13-115 114 626 | -            |                                |
|         |        |                            | -                | -            |                                |
|         |        |                            | XQ13-115 114 626 | -            |                                |
|         |        |                            | 20-740 626       | -            |                                |
| 1600    | SS168  | Faculty/Staff Dining 1620B | 20-740 626       | -            |                                |
|         |        |                            | XQ13-115 114 626 | -            |                                |
| 1600    | SS169  | Catering 1621B             | 20-740 626       | -            |                                |
| 1600    | SS170  | Storage Room 1620E         | 20-740 626       | -            |                                |
| 1600    | SS171  | Cafeteria Padlock          | 47-743 626       | -            |                                |
| 1600    | SS172  | Faculty/Staff Dining 1620B | 20-740 626       | -            |                                |
|         |        |                            | XQ13-115 114 626 | -            |                                |
| 1600    | SS173  | Catering Exit              | 20-740 626       | -            |                                |
| 1600    | SS174  | Servery 1621               | 20-740 626       | -            |                                |

Las Positas College Door Schedule

| Bldg. # | Door # | Description                      | New Cylinder     | New Hardware | Hardware Description         |
|---------|--------|----------------------------------|------------------|--------------|------------------------------|
| 1600    | SS175  | Servery 1621                     | -                | -            |                              |
| 1600    | SS176  | Kitchen 1622                     | -                | -            |                              |
| 1600    | SS177  | Office 1622C                     | 20-740 626       | -            |                              |
| 1600    | SS178  | Hot Water Heater 1622D           | 20-740 626       | -            |                              |
| 1600    | SS179  | Women's Restroom                 | -                | -            |                              |
| 1600    | SS180  | Men's Restroom                   | -                | -            |                              |
| 1600    | SS181  | Kitchen 1622                     | 20-740 626       | -            |                              |
| 1600    | SS182  | Main Electrical Room 1623        | 20-740 626       | 090074       | NL Drive Screw               |
|         |        |                                  | -                | -            |                              |
|         |        |                                  | 20-740 626       | -            |                              |
| 1600    | SS183  | Servery 1621                     | -                | -            |                              |
| 1600    | SS184  | Dry Storage 1622A                | 20-740 626       | -            |                              |
| 1600    | SS185  | Ice Room 1621A                   | 20-740 626       | -            |                              |
| 1600    | SS186  | Servery 1621                     | 20-740 626       | -            |                              |
|         |        |                                  | 20-740 626       | -            |                              |
|         |        |                                  | 20-740 626       | -            |                              |
| 1600    | SS187  | IDF Room 1620C                   | 20-740 626       | -            |                              |
| 1600    | SS188  | DSPS Instruction 1640            | 20-740 626       | -            |                              |
| 1600    | SS189  | Kitchen 1622                     | 20-740 626       | -            |                              |
| 1600    | SS190  | Classroom 1641                   | 20-740 626       | -            |                              |
| 1600    | SS191  | Classroom 1641                   | 20-740 626       | 090074       | NL Drive Screw               |
|         |        |                                  | XQ13-115 114 626 | -            |                              |
| 1600    | SS192  | Assessment Center 1642           | 20-740 626       | -            |                              |
| 1600    | SS193  | Proctor 1642B                    | 20-740 626       | -            |                              |
| 1600    | SS194  | Testing Room 1642A               | 20-740 626       | 090074       | NL Drive Screw               |
|         |        |                                  | XQ13-115 114 626 | -            |                              |
| 1600    | SS195  | Testing Room 1642A               | 20-740 626       | 050589 US28  | 99 Series Less Dogging Plate |
|         |        |                                  | XQ13-115 114 626 | -            |                              |
| 1600    | SS196  | Assessment Center 1642           | 20-740 626       | 090074       | NL Drive Screw               |
|         |        |                                  | XQ13-115 114 626 | -            |                              |
| 1600    | SS197  | Student Service Admin 1600       | 20-740 626       | -            |                              |
| 1600    | SS198  | Student Life/Student Center 1643 | 20-740 626       | -            |                              |
| 1600    | SS199  | Advisor 1643A                    | 20-740 626       | -            |                              |
| 1600    | SS200  | Office 1643B                     | 20-740 626       | -            |                              |
| 1600    | SS201  | Activity Room 1643C              | 20-740 626       | -            |                              |
| 1600    | SS202  | Closet 1643D                     | 20-740 626       | -            |                              |
| 1600    | SS203  | Storage 1643F                    | 20-740 626       | -            |                              |
| 1600    | SS204  | Meeting Room 1643E               | 20-740 626       | -            |                              |
| 1600    | SS205  | Student Life/Student Center 1643 | 20-740 626       | 090074       | NL Drive Screw               |
|         |        |                                  | XQ13-115 114 626 | -            |                              |
|         |        |                                  | -                | -            |                              |
|         |        |                                  | XQ13-115 114 626 | -            |                              |

Las Positas College Door Schedule

| Bldg. # | Door # | Description                   | New Cylinder | New Hardware | Hardware Description |
|---------|--------|-------------------------------|--------------|--------------|----------------------|
| 1600    | SS206  | Academic Services 1690        | 20-740 626   | -            |                      |
| 1600    | SS207  | Scheduler 1690F               | 20-740 626   | -            |                      |
| 1600    | SS208  | VP of Academic Services 1690D | 20-740 626   | -            |                      |
| 1600    | SS209  | VP Office 1690E               | 20-740 626   | -            |                      |
| 1600    | SS210  | Meeting Room 1690C            | 20-740 626   | -            |                      |
| 1600    | SS211  | Storage Room 1690A            | 20-740 626   | -            |                      |
| 1600    | SS212  | Workroom 1690B                | 20-740 626   | -            |                      |
| 1600    | SS213  | Workroom 1690B                | 20-740 626   | -            |                      |
| 1600    | SS214  | VP of Admin Services 1689D    | 20-740 626   | -            |                      |
| 1600    | SS215  | VP Office 1689E               | 20-740 626   | -            |                      |
| 1600    | SS216  | Meeting Room 1689F            | 20-740 626   | -            |                      |
| 1600    | SS217  | Storage Room 1689G            | 20-740 626   | -            |                      |
| 1600    | SS218  | Administrative Services 1689  | 20-740 626   | -            |                      |
| 1600    | SS219  | Bursar 1689A                  | 20-740 626   | -            |                      |
| 1600    | SS220  | Office 1689B                  | 20-740 626   | -            |                      |
| 1600    | SS221  | Office 1689C                  | 20-740 626   | -            |                      |
| 1600    | SS222  | Roof Access                   | 20-740 626   | -            |                      |
|         |        |                               | 20-740 626   | -            |                      |
| 1600    | SS223  | Staff Breakroom 1688          | 20-740 626   | -            |                      |
| 1600    | SS224  | Men's Restroom                | 20-740 626   | -            |                      |
| 1600    | SS225  | Women's Restroom              | 20-740 626   | -            |                      |
| 1600    | SS226  | Electrical Room 1686          | 20-740 626   | -            |                      |
| 1600    | SS227  | IDF Room 1685                 | 20-740 626   | -            |                      |
| 1600    | SS228  | Custodian Closet 1683         | 20-740 626   | -            |                      |
| 1600    | SS229  | Closet 1683A                  | 20-740 626   | -            |                      |
| 1600    | SS230  | Meeting Room 1687             | 20-765 626   | -            |                      |
| 1600    | SS231  | AV Closet 1687A               | 20-765 626   | -            |                      |
| 1600    | SS232  | Administrative Suite 1681     | 20-740 626   | -            |                      |
| 1600    | SS233  | Closet 1681A                  | 20-740 626   | -            |                      |
| 1600    | SS234  | Meeting Room 1681B            | 20-740 626   | -            |                      |
| 1600    | SS235  | Storage Room 1681C            | 20-740 626   | -            |                      |
| 1600    | SS236  | Workroom 1680B                | 20-740 626   | -            |                      |
| 1600    | SS237  | Office 1681D                  | 20-740 626   | -            |                      |
| 1600    | SS238  | Meeting Room 1680A            | 20-740 626   | -            |                      |
| 1600    | SS239  | Office 1681E                  | 20-740 626   | -            |                      |
| 1600    | SS240  | Office of the President 1680  | 20-740 626   | -            |                      |
| 1600    | SS241  | Office 1681F                  | 20-740 626   | -            |                      |
| 1600    | SS242  | Executive Assistant 1680E     | 20-740 626   | -            |                      |
| 1600    | SS243  | President Office 1680D        | 20-740 626   | -            |                      |
| 1600    | SS244  | President Office 1680D        | 20-740 626   | -            |                      |
| 1600    | SS245  | All Gender Restroom           | -            | -            |                      |

Las Positas College Door Schedule

| Bldg. # | Door # | Description                  | New Cylinder | New Hardware   | Hardware Description       |
|---------|--------|------------------------------|--------------|----------------|----------------------------|
| 1600    | SS246  | Meeting Room 1680A           | 20-740 626   | -              |                            |
| 1600    | SS247  | Workroom 1680B               | 20-740 626   | -              |                            |
| 1600    | SS248  | Office of the President 1680 | 20-740 626   | -              |                            |
| 1600    | SS249  | On Line Service 1672         | 20-740 626   | -              |                            |
| 1600    | SS250  | Admission Records 1670       | 20-740 626   | -              |                            |
| 1600    | SS251  | File Room 1670A              | 20-765 626   | -              |                            |
| 1600    | SS252  | Computer Lab 1672            | 20-740 626   | -              |                            |
| 1600    | SS253  | Meeting Room 1670G           | 20-740 626   | -              |                            |
| 1600    | SS254  | Degree Works 1670F           | 20-740 626   | -              |                            |
| 1600    | SS255  | Office 1670E                 | 20-740 626   | -              |                            |
| 1600    | SS256  | Dean Assistant 1670D         | 20-740 626   | -              |                            |
| 1600    | SS257  | Dean 1670C                   | 20-740 626   | -              |                            |
| 1600    | SS258  | Workroom 1670B               | 20-740 626   | -              |                            |
| 1600    | SS259  | Cashier 1651                 | 20-740 626   | -              |                            |
| 1600    | SS260  | Admission Records 1670       | 20-740 626   | -              |                            |
| 1600    | SS261  | Cashier 1651                 | 20-740 626   | -              |                            |
| 1600    | SS262  | Financial Aid 1650           | 20-740 626   | -              |                            |
| 1600    | SS263  | Specialist 1650A             | 20-740 626   | -              |                            |
| 1600    | SS264  | Specialist 1650G             | 20-740 626   | -              |                            |
| 1600    | SS265  | File Room 1650F              | 20-740 626   | -              |                            |
| 1600    | SS266  | Specialist 1650B             | 20-740 626   | -              |                            |
| 1600    | SS267  | Specialist 1650C             | 20-740 626   | -              |                            |
| 1600    | SS268  | Director 1650D               | 20-740 626   | -              |                            |
| 1600    | SS269  | Specialist 1650E             | 20-740 626   | -              |                            |
| 1600    | SS270  | Financial Aid 1650           | 20-740 626   | -              |                            |
| 1600    | SS271  | IDF Room 1654                | 20-740 626   | -              |                            |
| 1600    | SS272  | Roof Access 1652             | 20-740 626   | -              |                            |
| 1600    | SS273  | Office 1653                  | 20-740 626   | -              |                            |
| 1600    | SS274  | Dean 1655                    | 20-740 626   | -              |                            |
| 1600    | SS275  | Staff Restroom               | 23-000 626   | -              |                            |
| 1600    | SS276  | Dean Assistant 1657          | 20-740 626   | -              |                            |
| 1600    | SS277  | Veteran 1659                 | 20-740 626   | -              |                            |
| 1600    | SS278  | Meeting Room 1661            | 20-740 626   | -              |                            |
| 1600    | SS279  | Community Education 1663     | 20-740 626   | -              |                            |
| 1600    | SS280  | File Room 1665               | 20-740 626   | -              |                            |
| 1600    | SS281  | VP of Student Services 1669  | 20-740 626   | ND70JD RHO 626 | ND Series Restroom Lockset |
|         |        |                              | -            | -              |                            |
| 1600    | SS282  | Conference Room 1669D        | 20-740 626   | -              |                            |
| 1600    | SS283  | Executive Assistant 1669C    | 20-740 626   | -              |                            |
| 1600    | SS284  | Offices 1669C                | 20-740 626   | -              |                            |
| 1600    | SS285  | VP of Student Services 1669B | 20-740 626   | -              |                            |
| 1600    | SS286  | Office 1669A                 | 20-740 626   | -              |                            |

Las Positas College Door Schedule

| Bldg. # | Door # | Description                      | New Cylinder     | New Hardware   | Hardware Description            |
|---------|--------|----------------------------------|------------------|----------------|---------------------------------|
| 1600    | SS287  | Offices 1669C                    | 20-740 626       | -              |                                 |
| 1600    | SS288  | EOPS/Care 1668                   | 20-740 626       | -              |                                 |
| 1600    | SS289  | CalWORKs 1668                    | 20-740 626       | -              |                                 |
| 1600    | SS290  | Counselor 1668D                  | 20-740 626       | -              |                                 |
| 1600    | SS291  | Counselor 1668C                  | 20-740 626       | -              |                                 |
| 1600    | SS292  | Counselor 1668B                  | 20-740 626       | -              |                                 |
| 1600    | SS293  | Director 1668A                   | 20-740 626       | -              |                                 |
| 1600    | SS294  | Custodian Closet 1666            | 20-740 626       | -              |                                 |
| 1600    | SS295  | Women's Restroom                 | 20-740 626       | -              |                                 |
| 1600    | SS296  | Men's Restroom                   | 20-740 626       | -              |                                 |
| 1600    | SS297  | Electrical Room 1660             | 20-740 626       | -              |                                 |
| 1600    | SS298  | International Students 1658      | 20-740 626       | ND70JD RHO 626 | ND Series Restroom Lockset      |
|         |        |                                  | -                | -              |                                 |
| 1600    | SS299  | Storage Room 1658C               | 20-740 626       | -              |                                 |
| 1600    | SS300  | Consultation Room 1658B          | 20-740 626       | -              |                                 |
| 1600    | SS301  | Coordinator 1658A                | 20-740 626       | -              |                                 |
| 1600    | SS302  | Student Service Admin 1600       | 20-740 626       | 090074         | NL Drive Screw                  |
|         |        |                                  | -                | -              |                                 |
|         |        |                                  | -                | -              |                                 |
|         |        |                                  | -                | -              |                                 |
|         |        |                                  | 20-740 626       | -              |                                 |
| 1600    | SS303  | Student Service Admin 1600       | 20-740 626       | -              |                                 |
|         |        |                                  | XQ13-115 114 626 | 050115 US28    | 33A/99 CD Conversion Kit        |
|         |        |                                  | 20-740 626       | -              |                                 |
| 1600    | SS304  | DSPS Instruction 1640            | 20-740 626       | -              |                                 |
| 1700    | HC100  | Campus Security & Safety 1725    | 20-740 606       | 20-060 613     | FSIC Adams Rite Mortise Housing |
|         |        |                                  | -                | 36-079 037 613 | Blocking Ring                   |
|         |        |                                  | -                | -              |                                 |
| 1700    | HC101  | Evidence Storage 1719            | 20-740 626       | -              |                                 |
| 1700    | HC102  | Supervisor Office 1720           | 20-765 626       | -              |                                 |
| 1700    | HC103  | Manager Office 1721              | 20-740 626       | -              |                                 |
| 1700    | HC104  | Reports / Interview 1722         | 20-740 626       | -              |                                 |
| 1700    | HC105  | Women's Locker 1723              | 20-740 626       | -              |                                 |
| 1700    | HC106  | Men's Locker 1724                | 20-740 626       | -              |                                 |
| 1700    | HC107  | Student Health Center Recep 1710 | 20-740 606       | 20-060 613     | FSIC Adams Rite Mortise Housing |
|         |        |                                  | -                | 36-079 037 613 | Blocking Ring                   |
| 1700    | HC108  | Office 1709                      | 20-740 626       | -              |                                 |
| 1700    | HC109  | Office 1711                      | 20-740 626       | -              |                                 |
| 1700    | HC110  | Closet 1711                      | 20-740 626       | -              |                                 |
| 1700    | HC111  | Health Center Room 1701          | 20-740 606       | 20-060 613     | FSIC Adams Rite Mortise Housing |
|         |        |                                  | -                | 36-079 037 613 | Blocking Ring                   |
| 1700    | HC112  | Nursing Room                     | 20-750 626       | -              |                                 |



Las Positas College Door Schedule

| Bldg. # | Door #  | Description                    | New Cylinder     | New Hardware   | Hardware Description            |
|---------|---------|--------------------------------|------------------|----------------|---------------------------------|
| 1700    | HC113   | Office                         | 20-750 626       | -              |                                 |
| 1700    | HC114   | Exam Room                      | 20-750 626       | -              |                                 |
| 1700    | HC115   | Exam Room                      | 20-750 626       | -              |                                 |
| 1700    | HC116   | Restroom                       | -                | -              |                                 |
| 1700    | HC117   | Laboratory 1706                | 20-750 626       | -              |                                 |
| 1700    | HC118   | Storage Room 1705              | 20-750 626       | -              |                                 |
| 1700    | HC119   | Copy Center 1717               | 20-740 626       | -              |                                 |
| 1700    | HC120   | Copy Center 1717               | 20-740 626       | -              |                                 |
| 1700    | HC121   | Conference Room 1726           | 20-740 626       | 050115 US28    | 33A/99 CD Conversion Kit        |
|         |         |                                | XQ13-115 114 626 | -              |                                 |
|         |         |                                | XQ13-115 114 626 | 050115 US28    | 33A/99 CD Conversion Kit        |
| 1700    | HC121.1 | Cabinet                        | 20-740 626       | -              |                                 |
| 1700    | HC122   | Storage Room 1727              | 20-765 626       | -              |                                 |
| 1700    | HC123   | Storage Room 1727              | 20-740 626       | -              |                                 |
| 1700    | HC124   | Conference Room 1726           | -                | -              |                                 |
|         |         |                                | -                | -              |                                 |
| 1700    | HC125   | Conference Room 1726           | 20-740 626       | -              |                                 |
|         |         |                                | XQ13-115 114 626 | 050115 US28    | 33A/99 CD Conversion Kit        |
|         |         |                                | -                | -              |                                 |
|         |         |                                | XQ13-115 114 626 | 050115 US28    | 33A/99 CD Conversion Kit        |
| 1700    | HC126   | Foyer 1716                     | 20-740 626       | -              |                                 |
|         |         |                                | XQ13-115 114 626 | 050115 US28    | 33A/99 CD Conversion Kit        |
|         |         |                                | -                | -              |                                 |
|         |         |                                | XQ13-115 114 626 | 050115 US28    | 33A/99 CD Conversion Kit        |
| 1700    | HC127   | Mail Room 1718                 | 20-740 626       | -              |                                 |
| 1700    | HC128   | Restrooms 1715                 | 20-740 606       | 20-060 613     | FSIC Adams Rite Mortise Housing |
|         |         |                                | -                | 36-079 037 613 | Blocking Ring                   |
| 1700    | HC129   | Electrical/Communication 1712A | 20-750 626       | -              |                                 |
| 1700    | HC130   | Custodian Closet 1714          | 20-750 626       | -              |                                 |
| 1700    | HC131   | Men's Restroom                 | 20-744 626       | -              |                                 |
| 1700    | HC132   | Women's Restroom               | 20-744 626       | -              |                                 |
| 1800    | ST100   | Biology Lab 1810               | 20-740 626       | 090074         | NL Drive Screw                  |
|         |         |                                | XQ13-115 114 626 | 050115 US28    | 33A/99 CD Conversion Kit        |
| 1800    | ST101   | Specimen Room 1809             | 20-750 626       | -              |                                 |
| 1800    | ST102   | IT Room                        | 20-750 626       | -              |                                 |
| 1800    | ST103   | IT Room                        | 20-750 626       | -              |                                 |
| 1800    | ST104   | IT Room 1807A                  | 20-740 626       | -              |                                 |
| 1800    | ST105   | Science Lab Prep Room 1809     | 20-740 626       | -              |                                 |
|         |         |                                | 20-740 626       | 26-094 626     | FSIC Mortise Housing            |
| 1800    | ST106   | Instrument Room 1806           | 20-740 626       | ND91JD RHO 626 | Vandlgard Pushbutton Lockset    |
| 1800    | ST107   | Biology Lab 1807               | 20-740 626       | ND91JD RHO 626 | Vandlgard Pushbutton Lockset    |
| 1800    | ST108   | Chemistry Lab 1807             | 20-740 626       | 090074         | NL Drive Screw                  |

Las Positas College Door Schedule

| Bldg. # | Door # | Description                        | New Cylinder                   | New Hardware     | Hardware Description                                |
|---------|--------|------------------------------------|--------------------------------|------------------|---|
| 1800    | ST109  | Preparation Room 1812              | XQ13-115 114 626<br>20-750 626 | 050115 US28<br>- | 33A/99 CD Conversion Kit                            |
|         |        |                                    | 20-744 626                     | -                |   |
| 1800    | ST110  | Organic Chemistry Lab 1805         | 20-740 626                     | ND91JD RHO 626   | Vandlgard Pushbutton Lockset                        |
| 1800    | ST111  | Preparation Room 1812              | 20-750 626                     | -                |   |
|         |        |                                    | 20-744 626                     | -                |   |
| 1800    | ST112  | Instrument Room 1806               | 20-740 626                     | 090074           | NL Drive Screw                                      |
|         |        |                                    | XQ13-115 114 626               | 050115 US28      | 33A/99 CD Conversion Kit                            |
| 1800    | ST113  | Organic Chemistry Lab 1805         | 20-740 626                     | 090074           | NL Drive Screw                                      |
|         |        |                                    | XQ13-115 114 626               | 050115 US28      | 33A/99 CD Conversion Kit                            |
| 1800    | ST114  | Faculty Office                     | 20-750 626                     | -                |   |
| 1800    | ST115  | Faculty Office                     | 20-750 626                     | -                |   |
| 1800    | ST116  | Balance Room 1803                  | 20-740 626                     | ND91JD RHO 626   | Vandlgard Pushbutton Lockset                        |
| 1800    | ST117  | Preparation Room 1812              | 20-750 626                     | -                |   |
|         |        |                                    | 20-744 626                     | -                |   |
| 1800    | ST118  | General Chemistry Lab 1802         | 20-740 626                     | ND91JD RHO 626   | Vandlgard Pushbutton Lockset                        |
| 1800    | ST119  | General Chemistry Lab 1802         | 20-740 626                     | 090074           | NL Drive Screw                                      |
|         |        |                                    | XQ13-115 114 626               | 050115 US28      | 33A/99 CD Conversion Kit                            |
| 1800    | ST120  | Preparation Room 1812              | 20-750 626                     | -                |   |
|         |        |                                    | 20-744 626                     | -                |   |
| 1800    | ST121  | Science Storage Room 1801          | 20-750 626                     | -                |   |
| 1800    | ST122  | Science Lab Prep Room 1812         | 20-740 626                     | -                |   |
| 1800    | ST123  | Flammable Materials Storage 1812A  | 20-750 626                     | -                |   |
| 1800    | ST124  | Preparation Room 1812              | 20-740 626                     | -                |   |
| 1800    | ST125  | Bio Learning Center Annex 1810A    | 20-740 626                     | -                |   |
|         |        |                                    | XQ13-115 114 626               | 050115 US28      | 33A/99 CD Conversion Kit                            |
| 1800    | ST126  | Office 1813                        | 20-750 626                     | -                |   |
| 1800    | ST127  | Faculty Office 1813                | 20-765 626                     | -                |   |
| 1800    | ST128  | Prep Alcove 1812C                  | 20-740 626                     | 090074           | NL Drive Screw                                      |
|         |        |                                    | XB13-088 626                   | 050885 26D LHR   | 99 Series Fire Rated Double Cylinder Conversion Kit |
| 1800    | ST129  | Viticulture Enology Classroom 1814 | 20-740 626                     | 090074           | NL Drive Screw                                      |
|         |        |                                    | XQ13-115 114 626               | 050115 US28      | 33A/99 CD Conversion Kit                            |
| 1800    | ST130  | Viticulture Enology Classroom 1814 | 20-740 626                     | 090074           | NL Drive Screw                                      |
|         |        |                                    | XQ13-115 114 626               | 050115 US28      | 33A/99 CD Conversion Kit                            |
| 1800    | ST131  | Enology Prep 1818                  | 20-740 626                     | -                |   |
|         |        |                                    | 20-740 626                     | -                |   |
| 1800    | ST132  | Enology Prep 1818                  | 20-740 626                     | -                |   |
|         |        |                                    | 20-740 626                     | -                |   |
| 1800    | ST133  | Waste Storage 1815                 | 20-740 626                     | -                |   |
| 1800    | ST134  | Classroom 1816                     | 20-765 626                     |                  |   |
|         |        |                                    | 20-744 626                     |                  |   |
| 1800    | ST135  | Classroom 1816                     | 20-740 626                     | 090074           | NL Drive Screw                                      |

Las Positas College Door Schedule

| Bldg. # | Door # | Description                          | New Cylinder                   | New Hardware          | Hardware Description                       |
|---------|--------|--------------------------------------|--------------------------------|-----------------------|--|
| 1800    | ST136  | Classroom 1816                       | XQ13-115 114 626<br>20-740 626 | 050115 US28<br>090074 | 33A/99 CD Conversion Kit<br>NL Drive Screw |
|         |        |                                      | XQ13-115 114 626               | 050115 US28           | 33A/99 CD Conversion Kit                   |
| 1800    | ST137  | Men's Restroom                       | 20-750 626                     | -                     |  |
| 1800    | ST138  | Women's Restroom                     | 20-750 626                     | -                     |  |
| 1800    | ST139  | Custodian Closet 1819                | 20-750 626                     | -                     |  |
| 1800    | ST140  | Electrical                           | 20-750 626                     | -                     |  |
| 1800    | ST141  | Electrical Room 1820                 | 20-750 626                     | -                     |  |
| 1800    | ST142  | Storage Room 1821                    | 20-750 626                     | -                     |  |
| 1800    | ST143  | Elevator Machine Room 1821A          | 20-750 626                     | -                     |  |
| 1800    | ST144  | Electrical                           | 47-743 606                     | -                     |  |
| 1800    | ST200  | Men's Restroom                       | 20-750 626                     | -                     |  |
| 1800    | ST201  | Women's Restroom                     | 20-765 626                     | -                     |  |
| 1800    | ST202  | Custodian Closet 1835                | 20-750 626                     | -                     |  |
| 1800    | ST203  | Communications Room 1836             | 20-740 626                     | ND91JD RHO 626        | Vandlgard Pushbutton Lockset               |
| 1800    | ST204  | Geology Storage Room 1827            | 20-750 626                     | -                     |  |
| 1800    | ST205  | Geology Storage Room 1827            | 20-750 626                     | -                     |  |
| 1800    | ST206  | Classroom 1826                       | 20-740 626                     | ND91JD RHO 626        | Vandlgard Pushbutton Lockset               |
| 1800    | ST207  | Science Lab Prep Room 1824           | 20-740 626                     | 090074                | NL Drive Screw                             |
|         |        |                                      | XQ13-115 114 626               | 050115 US28           | 33A/99 CD Conversion Kit                   |
| 1800    | ST208  | Office 1823                          | 20-750 626                     | -                     |  |
| 1800    | ST209  | Engineering Lab to Office 1823       | 20-750 626                     | -                     |  |
| 1800    | ST210  | Engineering Lab 1822                 | 20-740 626                     | 090074                | NL Drive Screw                             |
|         |        |                                      | XQ13-115 114 626               | 050115 US28           | 33A/99 CD Conversion Kit                   |
| 1800    | ST211  | Engineering Lab 1822                 | 20-740 626                     | 090074                | NL Drive Screw                             |
|         |        |                                      | XQ13-115 114 626               | 050525 US26D          | Blocking Ring                              |
| 1800    | ST212  | Storage Room 1832                    | 20-740 626                     | ND66JD RHO 626        | ND Series Store Lock                       |
|         |        |                                      | 20-740 626                     | -                     |  |
| 1800    | ST213  | IT Room 1833                         | 20-740 626                     | -                     |  |
| 1800    | ST214  | Storage Room 1832                    | 20-740 626                     | -                     |  |
| 1800    | ST215  | Office 1825                          | 20-750 626                     | -                     |  |
| 1800    | ST216  | Classroom 1826                       | 20-740 626                     | 090074                | NL Drive Screw                             |
|         |        |                                      | -                              | 050589 US28           | 99 Series Less Dogging Plate               |
| 1800    | ST227  | Classroom 1826                       | 20-740 626                     | 090074                | NL Drive Screw                             |
|         |        |                                      | XQ13-115 114 626               | 050115 US28           | 33A/99 CD Conversion Kit                   |
| 1800    | ST228  | Astronomy/Geology Lab 1828           | 20-740 626                     | 090074                | NL Drive Screw                             |
|         |        |                                      | -                              | 050589 US28           | 99 Series Less Dogging Plate               |
| 1800    | ST229  | Astronomy/Geology Lab 1828           | 20-740 626                     | 090074                | NL Drive Screw                             |
|         |        |                                      | XQ13-115 114 626               | 050115 US28           | 33A/99 CD Conversion Kit                   |
| 1800    | ST230  | Office 1829                          | 20-750 626                     | -                     |  |
| 1800    | ST231  | Astronomy/Geology Lab to Office 1829 | 20-750 626                     | -                     |  |
| 1800    | ST232  | Office 1830                          | 20-750 626                     | -                     |  |

Las Positas College Door Schedule

| Bldg. # | Door # | Description                          | New Cylinder     | New Hardware   | Hardware Description         |
|---------|--------|--------------------------------------|------------------|----------------|------------------------------|
| 1800    | ST233  | Student Work Area 1824               | 20-740 626       | 090074         | NL Drive Screw               |
|         |        |                                      | XQ13-115 114 626 | 050115 US28    | 33A/99 CD Conversion Kit     |
| 1800    | ST234  | Astronomy/Geology Lab 1828           | 20-740 626       | ND91JD RHO 626 | Vandlgard Pushbutton Lockset |
| 1800    | ST235  | Physics Lab 1831                     | 20-740 626       | -              |                              |
| 1800    | ST236  | Physics Lab to Office 1830           | 20-750 626       | -              |                              |
| 1800    | ST237  | Physics Lab 1831                     | 20-740 626       | 090074         | NL Drive Screw               |
|         |        |                                      | XQ13-115 114 626 | 050115 US28    | 33A/99 CD Conversion Kit     |
| 1800    | ST300  | Observatory                          | 20-740 626       | -              |                              |
| 1800    | ST301  | Emergency Elevator Door              | -                | -              |                              |
| 1800    | ST302  | Storage 1839                         | 20-750 626       | -              |                              |
| 1850    | SC100  | Biology Lab Zoology 1851             | 20-740 626       | 090074         | NL Drive Screw               |
|         |        |                                      | 20-740 626       | -              |                              |
| 1850    | SC101  | Biology Learning Center 1852         | 20-740 626       | -              |                              |
|         |        |                                      | 20-740 626       | -              |                              |
| 1850    | SC102  | Biology Learning Center 1852         | 20-740 626       | 090074         | NL Drive Screw               |
|         |        |                                      | 20-740 626       | -              |                              |
| 1850    | SC103  | Cell Biology Lab/ Micro Biology 1854 | 20-740 626       | 090074         | NL Drive Screw               |
|         |        |                                      | 20-740 626       | -              |                              |
| 1850    | SC104  | Biology Lab / Botany 1855            | 20-740 626       | 090074         | NL Drive Screw               |
|         |        |                                      | 20-740 626       | -              |                              |
| 1850    | SC105  | Biology Lab / Botany 1855            | 20-740 626       | -              |                              |
| 1850    | SC106  | Waste Storage 1868                   | 20-740 626       | -              |                              |
| 1850    | SC107  | Cadaver Room 1857                    | 20-740 626       | -              |                              |
| 1850    | SC108  | Cadaver Room 1857                    | 20-740 626       | -              |                              |
| 1850    | SC109  | Biology Lab / Anatomy 1858           | 20-740 626       | -              |                              |
| 1850    | SC110  | Cell Biology Lab/ Micro Biology 1854 | 20-740 626       | -              |                              |
| 1850    | SC111  | Biology Learning Center 1852         | 20-740 626       | -              |                              |
| 1850    | SC112  | Cell Biology Lab/ Micro Biology 1854 | 20-740 626       | -              |                              |
|         |        |                                      | 20-740 626       | -              |                              |
| 1850    | SC113  | Biology Lab Zoology 1851             | 20-740 626       | -              |                              |
| 1850    | SC114  | Biology Lab Prep 1856                | 20-740 626       | -              |                              |
| 1850    | SC115  | IT Room 1865                         | 20-740 626       | -              |                              |
| 1850    | SC116  | Elevator Machine Room 1866           | 20-740 626       | -              |                              |
| 1850    | SC117  | Electrical Room 1864                 | 20-740 626       | -              |                              |
| 1850    | SC118  | Custodian Closet 1863                | 20-740 626       | -              |                              |
| 1850    | SC119  | Pump Room 1862                       | 20-740 626       | -              |                              |
| 1850    | SC120  | Women's Restroom                     | 20-740 626       | -              |                              |
| 1850    | SC121  | Men's Restroom                       | 20-740 626       | -              |                              |
| 1850    | SC122  | Classroom / Lab 1859                 | 20-740 626       | 090074         | NL Drive Screw               |
|         |        |                                      | 20-740 626       | -              |                              |
| 1850    | SC123  | Classroom / Lab 1859                 | 20-740 626       | 090074         | NL Drive Screw               |
|         |        |                                      | 20-740 626       | -              |                              |

Las Positas College Door Schedule

| Bldg. # | Door # | Description                     | New Cylinder | New Hardware | Hardware Description |
|---------|--------|---------------------------------|--------------|--------------|----------------------|
| 1850    | SC124  | Biology Lab / Anatomy 1858      | 20-740 626   | 090074       | NL Drive Screw       |
|         |        |                                 | 20-740 626   | -            |                      |
| 1850    | SC200  | Classroom 1874                  | 20-740 626   | 090074       | NL Drive Screw       |
|         |        |                                 | 20-740 626   | -            |                      |
| 1850    | SC201  | Classroom 1873                  | 20-740 626   | 090074       | NL Drive Screw       |
|         |        |                                 | 20-740 626   | -            |                      |
| 1850    | SC202  | Classroom 1872                  | 20-740 626   | 090074       | NL Drive Screw       |
|         |        |                                 | 20-740 626   | -            |                      |
| 1850    | SC203  | Classroom 1871                  | 20-740 626   | 090074       | NL Drive Screw       |
|         |        |                                 | 20-740 626   | -            |                      |
| 1850    | SC204  | Closet                          | 20-740 626   |              |                      |
| 1850    | SC205  | Closet                          | 20-740 626   |              |                      |
| 1850    | SC206  | Mechanical                      | 20-740 626   |              |                      |
| 1850    | SC207  | Mechanical                      | 20-740 626   |              |                      |
| 1900    | IT100  | Gate                            | 47-743 606   | -            |                      |
| 1900    | IT101  | Electrical 1917                 | 20-740 626   | -            |                      |
| 1900    | IT102  | Equipment Staging               | 20-740 626   | 090074       | NL Drive Screw       |
| 1900    | IT103  | Equipment Staging               | 20-740 626   | 30-007 626   | FSIC Mortise Housing |
|         |        |                                 | 20-740 626   | 30-007 626   | FSIC Mortise Housing |
|         |        |                                 | 47-743 606   | -            |                      |
| 1900    | IT104  | Equipment Staging               | 20-740 626   | -            |                      |
| 1900    | IT105  | LPC Server                      | 20-740 626   | -            |                      |
| 1900    | IT106  | Corridor                        | 20-740 626   | 090074       | NL Drive Screw       |
| 1900    | IT107  | ITS Test Lab 1941               | 20-740 626   | -            |                      |
| 1900    | IT108  | ITS Network Analyst 1914A-D     | 20-740 626   | -            |                      |
| 1900    | IT109  | Office 1913                     | 20-740 626   | -            |                      |
| 1900    | IT110  | Office 1912                     | 20-740 626   | -            |                      |
| 1900    | IT111  | Office 1911                     | 20-740 626   | -            |                      |
| 1900    | IT112  | Office 1910                     | 20-740 626   | -            |                      |
| 1900    | IT113  | ITS Network Equipment Room 1940 | 20-740 626   | -            |                      |
| 1900    | IT114  | Office 1909                     | 20-740 626   | -            |                      |
| 1900    | IT115  | ITS Copier Fax 1939             | 20-740 626   | -            |                      |
| 1900    | IT116  | Office 1908                     | 20-740 626   | -            |                      |
| 1900    | IT117  | Office 1938                     | 20-740 626   | -            |                      |
| 1900    | IT118  | Office 1907                     | 20-740 626   | -            |                      |
| 1900    | IT119  | Office 1937                     | 20-740 626   | -            |                      |
| 1900    | IT120  | Office 1906                     | 20-740 626   | -            |                      |
| 1900    | IT121  | Office 1936                     | 20-740 626   | -            |                      |
| 1900    | IT122  | Office 1905                     | 20-740 626   | -            |                      |
| 1900    | IT123  | Office 1935                     | 20-740 626   | -            |                      |
| 1900    | IT124  | Office 1904                     | 20-740 626   | -            |                      |
| 1900    | IT125  | Help Desk 1902                  | 20-740 626   | -            |                      |

Las Positas College Door Schedule

| Bldg. # | Door # | Description                | New Cylinder | New Hardware   | Hardware Description                                |
|---------|--------|----------------------------|--------------|----------------|---|
| 1900    | IT126  | Corridor                   | 20-740 626   | -              |   |
| 1900    | IT127  | Corridor                   | 20-740 626   | 090074         | NL Drive Screw                                      |
|         |        |                            | 20-740 626   | 050885 26D LHR | 99 Series Fire Rated Double Cylinder Conversion Kit |
|         |        |                            | -            | 20-079 626     | FSIC Rim Housing                                    |
| 1900    | IT128  | ITS Operations 1931A-D     | 20-740 626   | -              |   |
| 1900    | IT129  | ITS Operations 1931A-D     | 20-740 626   | -              |   |
| 1900    | IT130  | ITS Print Production 1930  | 20-740 626   | -              |   |
| 1900    | IT131  | Men's Restroom             | 20-740 626   | -              |   |
| 1900    | IT132  | Women's Restroom           | 20-740 626   | -              |   |
| 1900    | IT133  | Storage 1929               | 20-740 626   | -              |   |
| 1900    | IT134  | Custodian Closet 1928      | 20-740 626   | -              |   |
| 1900    | IT135  | Training Room 1945         | 20-740 626   | -              |   |
| 1900    | IT136  | Conference Room 1927       | 20-740 626   | -              |   |
| 1900    | IT137  | Office 1926                | 20-740 626   | -              |   |
| 1900    | IT138  | Training Room 1945         | 20-740 626   | -              |   |
| 1900    | IT139  | Admin Computer Room 1944   | 20-740 626   | -              |   |
| 1900    | IT140  | Admin Computer Room 1944   | 20-740 626   | -              |   |
| 1900    | IT141  | Office 1924                | 20-740 626   | -              |   |
| 1900    | IT142  | Office 1923                | 20-740 626   | -              |   |
| 1900    | IT143  | Office 1922                | 20-740 626   | -              |   |
| 1900    | IT144  | Corridor                   | 20-740 626   | 090074         | NL Drive Screw                                      |
|         |        |                            | 20-740 626   | 050886 26D RHR | 99 Series Fire Rated Double Cylinder Conversion Kit |
|         |        |                            | -            | 20-079 626     | FSIC Rim Housing                                    |
| 1900    | IT145  | Instructional Systems 1919 | 20-740 626   | -              |   |
| 1900    | IT146  | Fire Equipment 1916        | 20-740 626   | -              |   |
| 1900    | IT147  | Test Lab 1943              | 20-740 626   | -              |   |
| 1900A   | NW100  | 1900A                      | 20-740 626   | -              |   |
| 1900A   | NW101  | 1900A                      | 20-740 626   | -              |   |
| 1900A   | NW102  | Gate                       | 47-743 606   | -              |   |
| 1900A   | NW103  | Gate to Electrical         | 47-743 606   | -              |   |
| 1900A   | NW104  | Entrance Gate              | 47-743 606   | -              |   |
| 1900A   | NW105  | PG&E Meter Location        | 20-750 626   | -              |   |
| 1900A   | NW106  | Electrical                 | 47-743 606   | -              |   |
| 1900A   | NW107  | Electrical                 | 20-740 606   | KS43F3200      | KS Series FSIC Padlock                              |
| 1900A   | NW108  | Electrical                 | 20-740 606   | KS43F3200      | KS Series FSIC Padlock                              |
| 1900A   | NW109  | Electrical                 | 20-740 606   | KS43F3200      | KS Series FSIC Padlock                              |
| 1900A   | NW110  | Electrical                 | 20-740 606   | KS43F3200      | KS Series FSIC Padlock                              |
| 1900A   | NW111  | Electrical                 | 47-743 606   | -              |   |
| 1900A   | NW112  | Electrical                 | 20-740 606   | KS43F3200      | KS Series FSIC Padlock                              |
| 1900A   | NW113  | Electrical                 | 20-740 606   | KS43F3200      | KS Series FSIC Padlock                              |
| 1900A   | NW114  | Electrical                 | 20-740 606   | KS43F3200      | KS Series FSIC Padlock                              |
| 2000    | LR101A | Front Left Door            | 20-740 626   | 050115 US28    | 33A/99 CD Conversion Kit                            |

Las Positas College Door Schedule

| Bldg. # | Door # | Description            | New Cylinder | New Hardware   | Hardware Description            |
|---------|--------|------------------------|--------------|----------------|---------------------------------|
|         |        |                        | 20-740 626   | 26-094 626     | FSIC Mortise Housing            |
| 2000    | LR101B | Electrical 2001A       | 20-750 626   | -              |                                 |
| 2000    | LR101C | Security Panels        | -            | -              |                                 |
| 2000    | LR102A | Front Right Door       | 20-740 626   | 050115 US28    | 33A/99 CD Conversion Kit        |
|         |        |                        | 20-740 626   | 26-094 626     | FSIC Mortise Housing            |
| 2000    | LR102B | Closet                 | 20-750 626   | -              |                                 |
| 2000    | LR103  | Vestibule Left         | 20-740 626   | 050589 US28    | 99 Series Less Dogging Plate    |
| 2000    | LR104  | Vestibule Right        | 20-740 626   | 050589 US28    | 99 Series Less Dogging Plate    |
| 2000    | LR105  | Sliding Door Entry     | 20-740 626   | 20-060 626     | FSIC Adams Rite Mortise Housing |
|         |        |                        | -            | 36-079 037 626 | Blocking Ring                   |
| 2000    | LR106  | Sliding Door Vestibule | 20-740 626   | 20-060 626     | FSIC Adams Rite Mortise Housing |
|         |        |                        | -            | 36-079 037 626 | Blocking Ring                   |
| 2000    | LR107  | Library Classroom 2003 | 20-740 626   | -              |                                 |
| 2000    | LR108  | Library Classroom 2003 | 20-740 626   | -              |                                 |
| 2000    | LR109  | Group Study 2004       | 20-740 626   | -              |                                 |
| 2000    | LR110  | Group Study 2005       | 20-740 626   | -              |                                 |
| 2000    | LR111  | Group Study 2006       | 20-740 626   | -              |                                 |
| 2000    | LR112  | Group Study 2007       | 20-740 626   | -              |                                 |
| 2000    | LR113  | Group Study 2008       | 20-740 626   | -              |                                 |
| 2000    | LR114  | Group Study 2009       | 20-740 626   | -              |                                 |
| 2000    | LR115  | Group Study 2010       | 20-740 626   | -              |                                 |
| 2000    | LR116  | Group Study 2011       | 20-740 626   | -              |                                 |
| 2000    | LR117  | Group study 2012       | 20-740 626   | -              |                                 |
| 2000    | LR118  | Group Study 2015       | 20-740 626   | -              |                                 |
| 2000    | LR119  | Emergency Exit         | 20-740 626   | -              |                                 |
|         |        |                        | -            | -              |                                 |
|         |        |                        | 20-740 626   | -              |                                 |
|         |        |                        | 20-740 626   | -              |                                 |
|         |        |                        | 20-740 626   | -              |                                 |
| 2000    | LR120  | Group Study 2014       | 20-740 626   | -              |                                 |
| 2000    | LR121  | Staff Lounge           | 20-765 626   | -              |                                 |
| 2000    | LR122  | Staff Restroom         | -            | -              |                                 |
| 2000    | LR123  | Breakroom              | -            | -              |                                 |
| 2000    | LR124  | Staff Restroom         | -            | -              |                                 |
|         |        |                        | -            | -              |                                 |
| 2000    | LR125  | Staff Lounge Exterior  | 20-740 626   | 090074         | NL Drive Screw                  |
| 2000    | LR126  | Librarians Offices     | 20-740 626   | -              |                                 |
| 2000    | LR127  | Library Faculty 2020   | 20-740 626   | -              |                                 |
| 2000    | LR128  | Technical Processing   | 20-740 626   | -              |                                 |
| 2000    | LR129  | Custodian Closet 2056  | 20-740 626   | -              |                                 |
| 2000    | LR130  | Exit                   | 20-740 626   | -              |                                 |
| 2000    | LR132  | IDF 2034               | 20-740 626   | -              |                                 |

Las Positas College Door Schedule

| Bldg. # | Door # | Description              | New Cylinder | New Hardware        | Hardware Description     |
|---------|--------|--------------------------|--------------|---------------------|--------------------------|
| 2000    | LR132B | IDF                      | 20-750 626   | -                   |                          |
| 2000    | LR133  | Closet                   | 20-750 626   | -                   |                          |
| 2000    | LR134  | Men's Restroom           | -            | -                   |                          |
| 2000    | LR135  | Women's Restroom         | -            | -                   |                          |
| 2000    | LR136  | Classroom Emergency Exit | 20-740 626   | -                   |                          |
| 2000    | LR137  | Office 2101              | 20-750 626   | -                   |                          |
| 2000    | LR138  | Office 2103              | 20-750 626   | -                   |                          |
| 2000    | LR139  | Office 2105              | 20-750 626   | -                   |                          |
| 2000    | LR140  | Office 2107              | 20-750 626   | -                   |                          |
| 2000    | LR141  | Office 2109              | 20-750 626   | -                   |                          |
| 2000    | LR142  | Office 2111              | 20-750 626   | -                   |                          |
| 2000    | LR143  | Lounge                   | -            | -                   |                          |
| 2000    | LR144  | Custodian Closet         | 20-750 626   | -                   |                          |
| 2000    | LR145  | Staff Restroom           | 20-750 626   | -                   |                          |
|         |        |                          | -            | -                   |                          |
| 2000    | LR146  | Office 2104              | 20-750 626   | -                   |                          |
| 2000    | LR147  | Office 2102              | 20-750 626   | -                   |                          |
| 2000    | LR148  | Hallway Entrance         | 20-740 626   | 20-079 626          | FSIC Rim Housing         |
|         |        |                          | -            | 090074              | NL Drive Screw           |
|         |        |                          | 20-740 626   | 050115 US28         | 33A/99 CD Conversion Kit |
|         |        |                          | -            | 26-094 626 XQ11-948 | FSIC Mortise Housing     |
| 2000    | LR149  | Hallway Entrance         | 20-740 626   | 050115 US28         | 33A/99 CD Conversion Kit |
|         |        |                          | 20-740 626   | 26-094 626 XQ11-948 | FSIC Mortise Housing     |
| 2000    | LR150  | Hallway Exit             | 20-740 626   | 050115 US28         | 33A/99 CD Conversion Kit |
|         |        |                          | 20-740 626   | 26-094 626 XQ11-948 | FSIC Mortise Housing     |
| 2000    | LR151  | Office 2115              | 20-750 626   | -                   |                          |
| 2000    | LR152  | Office 2119              | 20-750 626   | -                   |                          |
| 2000    | LR153  | Office 2121              | 20-750 626   | -                   |                          |
| 2000    | LR154  | Lounge to Hall           | -            | -                   |                          |
| 2000    | LR155  | Office 2120              | 20-750 626   | -                   |                          |
| 2000    | LR156  | Office 2118              | 20-750 626   | -                   |                          |
| 2000    | LR157  | Staff Restroom           | 20-750 626   | -                   |                          |
|         |        |                          | -            | -                   |                          |
| 2000    | LR158  | Office 2123              | 20-750 626   | -                   |                          |
| 2000    | LR159  | Office 2125              | 20-750 626   | -                   |                          |
| 2000    | LR160  | Hall Sliding Entry Doors | 20-740 626   | -                   |                          |
|         |        |                          | -            | -                   |                          |
| 2000    | LR161  | Office 2129              | 20-750 626   | -                   |                          |
| 2000    | LR162  | Office 2131              | 20-750 626   | -                   |                          |
| 2000    | LR163  | Office 2133              | 20-750 626   | -                   |                          |
| 2000    | LR164  | Hall to Lounge           | -            | -                   |                          |
| 2000    | LR165  | Office 2134              | 20-750 626   | -                   |                          |



Las Positas College Door Schedule

| Bldg. # | Door # | Description         | New Cylinder     | New Hardware        | Hardware Description     |
|---------|--------|---------------------|------------------|---------------------|--------------------------|
| 2000    | LR166  | Office 2130         | 20-750 626       | -                   |                          |
| 2000    | LR167  | Office 2128         | 20-750 626       | -                   |                          |
| 2000    | LR168  | Hall to Courtyard   | 20-740 626       | 20-079 626          | FSIC Rim Housing         |
|         |        |                     | XQ13-115 114 626 | 050115 US28         | 33A/99 CD Conversion Kit |
|         |        |                     | 20-740 626       | 20-079 626          | FSIC Rim Housing         |
|         |        |                     | XQ13-115 114 626 | 050115 US28         | 33A/99 CD Conversion Kit |
| 2000    | LR169  | Office 2124         | 20-750 626       | -                   |                          |
| 2000    | LR170  | Office 2135         | 20-750 626       | -                   |                          |
| 2000    | LR171  | Office 2137         | 20-765 626       | -                   |                          |
| 2000    | LR172  | Assistants to Hall  | -                | -                   |                          |
| 2000    | LR173  | Office 2136         | 20-750 626       | -                   |                          |
| 2000    | LR174  | Exit                | 20-740 626       | -                   |                          |
|         |        |                     | 20-740 626       | 050115 US28         | 33A/99 CD Conversion Kit |
|         |        |                     | -                | 26-094 626          | FSIC Mortise Housing     |
| 2000    | LR175  | Office 2141         | 20-765 626       | -                   |                          |
| 2000    | LR176  | Office 2143         | 20-750 626       | -                   |                          |
| 2000    | LR177  | Office 2145         | 20-750 626       | -                   |                          |
| 2000    | LR178  | Office 2147         | 20-750 626       | -                   |                          |
| 2000    | LR179  | Office 2149         | 20-750 626       | -                   |                          |
| 2000    | LR180  | Office 2151         | 20-750 626       | -                   |                          |
| 2000    | LR181  | Office 2153         | 20-750 626       | -                   |                          |
| 2000    | LR182  | Office 2155         | 20-750 626       | -                   |                          |
| 2000    | LR183  | Office 2154         | 20-750 626       | -                   |                          |
| 2000    | LR184  | Office 2152         | 20-750 626       | -                   |                          |
| 2000    | LR185  | Office 2150         | 20-750 626       | -                   |                          |
| 2000    | LR186  | Office 2148         | 20-750 626       | -                   |                          |
| 2000    | LR187  | Office 2146         | 20-750 626       | -                   |                          |
| 2000    | LR188  | Cabinet             | 20-740 626       | -                   |                          |
| 2000    | LR189  | Office 2140         | 20-740 626       | -                   |                          |
| 2000    | LR190  | Workroom            | 20-750 626       | -                   |                          |
| 2000    | LR191  | Office 2158         | 20-750 626       | -                   |                          |
| 2000    | LR192  | Office 2160         | 20-750 626       | -                   |                          |
| 2000    | LR193  | Office 2162         | 20-750 626       | -                   |                          |
| 2000    | LR194  | Office 2164         | 20-750 626       | -                   |                          |
| 2000    | LR195  | Office 2166         | 20-740 626       | -                   |                          |
| 2000    | LR196  | Lounge              | -                | -                   |                          |
| 2000    | LR197  | Office 2165         | 20-750 626       | -                   |                          |
| 2000    | LR198  | Classroom 2033 Exit | 20-740 626       | -                   |                          |
|         |        |                     | 20-740 626       | -                   |                          |
| 2000    | LR198B | Exit                | 20-740 626       | 050115 US28         | 33A/99 CD Conversion Kit |
|         |        |                     | 20-740 626       | 26-094 626 XQ11-948 | FSIC Mortise Housing     |
| 2000    | LR199  | Classroom 2033      | 20-740 626       | 090074              | NL Drive Screw           |

Las Positas College Door Schedule

| Bldg. # | Door # | Description             | New Cylinder     | New Hardware        | Hardware Description         |
|---------|--------|-------------------------|------------------|---------------------|------------------------------|
|         |        |                         | XQ13-115 114 626 | 050525 US26D        | Blocking Ring                |
| 2000    | LR199B | Office 2163             | 20-750 626       | -                   |                              |
| 2000    | LR200  | Office 2161             | 20-750 626       | -                   |                              |
| 2000    | LR201  | Office 2159             | 20-750 626       | -                   |                              |
| 2000    | LR202  | Office 2157             | 20-750 626       | -                   |                              |
| 2000    | LR203  | Office 2170             | 20-750 626       | -                   |                              |
| 2000    | LR204  | Office 2172             | 20-750 626       | -                   |                              |
| 2000    | LR205  | Office 2174             | 20-750 626       | -                   |                              |
| 2000    | LR206  | Restroom                | -                | -                   |                              |
|         |        |                         | -                | -                   |                              |
| 2000    | LR207  | Lounge to Hall          | -                | -                   |                              |
| 2000    | LR208  | Office 2173             | 20-750 626       | -                   |                              |
| 2000    | LR209  | Office 2171             | 20-750 626       | -                   |                              |
| 2000    | LR210  | Office 2169             | 20-750 626       | -                   |                              |
| 2000    | LR211  | Exit                    | 20-740 626       | 050589 US28         | 99 Series Less Dogging Plate |
| 2000    | LR212  | Office 2183             | 20-765 626       | -                   |                              |
| 2000    | LR213  | Office 2185             | 20-750 626       | -                   |                              |
| 2000    | LR214  | Office 2187             | 20-750 626       | -                   |                              |
| 2000    | LR215  | Office 2189             | 20-750 626       | -                   |                              |
| 2000    | LR216  | Office 2191             | 20-750 626       | -                   |                              |
| 2000    | LR217  | Office 2193             | 20-750 626       | -                   |                              |
| 2000    | LR218  | Exit                    | 20-740 626       | 090074              | NL Drive Screw               |
|         |        |                         | 20-740 626       | 050115 US28         | 33A/99 CD Conversion Kit     |
|         |        |                         | -                | 26-094 626 XQ11-948 | FSIC Mortise Housing         |
|         |        |                         | R118D 26D        | 090074              | NL Drive Screw               |
|         |        |                         | 20-740 626       | 050115 US28         | 33A/99 CD Conversion Kit     |
|         |        |                         | -                | 26-094 626 XQ11-948 | FSIC Mortise Housing         |
| 2000    | LR219  | Office 2175             | 20-750 626       | -                   |                              |
| 2000    | LR220  | Exit to Courtyard       | 20-740 626       | 990NL R&V 26D       | 99 Series Night Latch Trim   |
|         |        |                         | XQ13-115 114 626 | 050115 US28         | 33A/99 CD Conversion Kit     |
|         |        |                         | -                | 990DT 26D           | 99 Series Dummy Trim         |
|         |        |                         | XQ13-115 114 626 | 050115 US28         | 33A/99 CD Conversion Kit     |
| 2000    | LR221  | Office 2192             | 20-750 626       | -                   |                              |
| 2000    | LR222  | Office 2190             | 20-750 626       | -                   |                              |
| 2000    | LR223  | Custodian Closet 2188   | 20-765 626       | -                   |                              |
| 2000    | LR224  | Restroom                | -                | -                   |                              |
|         |        |                         | -                | -                   |                              |
| 2000    | LR225  | Boiler Room (Sprinkler) | 20-750 626       | -                   |                              |
| 2200    | CM101  | Classroom 2201          | 20-740 626       | -                   |                              |
|         |        |                         | XQ13-115 114 626 | 050115 US28         | 33A/99 CD Conversion Kit     |
| 2200    | CM102  | Classroom 2202          | 20-740 626       | -                   |                              |
| 2200    | CM103  | Classroom 2201 to 2201  | 20-750 626       | -                   |                              |

Las Positas College Door Schedule

| Bldg. # | Door #  | Description           | New Cylinder     | New Hardware | Hardware Description         |
|---------|---------|-----------------------|------------------|--------------|------------------------------|
| 2200    | CM104   | File Server Room      | 20-750 626       | -            |                              |
| 2200    | CM105   | Storage (Left)        | 20-750 626       | -            |                              |
| 2200    | CM106   | Storage (Right)       | 20-750 626       | -            |                              |
| 2200    | CM107   | Classroom 2203        | 20-740 626       | 050589 US28  | 99 Series Less Dogging Plate |
| 2200    | CM107.1 | Cabinet               | 47-743 606       | -            |                              |
| 2200    | CM107.2 | Cabinet               | 47-743 606       | -            |                              |
| 2200    | CM107.3 | Cabinet               | 47-743 606       | -            |                              |
| 2200    | CM107.4 | Cabinet               | 47-743 606       | -            |                              |
| 2200    | CM107.5 | Cabinet               | 47-743 606       | -            |                              |
| 2200    | CM107.6 | Cabinet               | 47-743 606       | -            |                              |
| 2200    | CM107.7 | Cabinet               | 47-743 606       | -            |                              |
| 2200    | CM108   | Classroom 2203        | 20-740 626       | -            |                              |
|         |         |                       | XQ13-115 114 626 | 050115 US28  | 33A/99 CD Conversion Kit     |
| 2200    | CM109   | Classroom 2204        | 20-740 626       | 050589 US28  | 99 Series Less Dogging Plate |
| 2200    | CM110   | Classroom 2204        | 20-740 626       | -            |                              |
|         |         |                       | XQ13-115 114 626 | 050115 US28  | 33A/99 CD Conversion Kit     |
| 2200    | CM111   | Classroom 2205        | 20-740 626       | 050589 US28  | 99 Series Less Dogging Plate |
| 2200    | CM112   | Classroom 2205        | 20-740 626       | -            |                              |
|         |         |                       | XQ13-115 114 626 | 050115 US28  | 33A/99 CD Conversion Kit     |
| 2200    | CM113   | Classroom 2206        | 20-740 626       | 050589 US28  | 99 Series Less Dogging Plate |
| 2200    | CM114   | Classroom 2206        | 20-740 626       | -            |                              |
|         |         |                       | XQ13-115 114 626 | 050115 US28  | 33A/99 CD Conversion Kit     |
| 2300    | CD101   | Reception Front Doors | 20-740 626       | -            |                              |
|         |         |                       | -                | -            |                              |
| 2300    | CD102   | Exit                  | -                | -            |                              |
| 2300    | CD103   | Conference 2302       | 20-765 626       | -            |                              |
| 2300    | CD104   | Exit to Courtyard     | 20-740 626       | -            |                              |
|         |         |                       | -                | -            |                              |
| 2300    | CD105   | Offices 2301          | 20-740 626       | -            |                              |
| 2300    | CD106   | Storage Room 2322     | 20-740 626       | 26-094 626   | FSIC Mortise Housing         |
| 2300    | CD107   | Restroom              | -                | -            |                              |
| 2300    | CD108   | Office 2323           | 20-740 626       | 26-094 626   | FSIC Mortise Housing         |
| 2300    | CD109   | Office 2325           | 20-740 626       | 26-094 626   | FSIC Mortise Housing         |
| 2300    | CD110   | Office 2327           | 20-740 626       | 26-094 626   | FSIC Mortise Housing         |
| 2300    | CD111   | Office 2329           | 20-740 626       | 26-094 626   | FSIC Mortise Housing         |
| 2300    | CD112   | Workroom 2331         | 20-765 626       | -            |                              |
| 2300    | CD113   | Lounge 2334           | 20-765 626       | -            |                              |
| 2300    | CD114   | Office 2332           | 20-740 626       | 26-094 626   | FSIC Mortise Housing         |
| 2300    | CD115   | Office 2330           | 20-740 626       | 26-094 626   | FSIC Mortise Housing         |
| 2300    | CD116   | Office 2328           | 20-740 626       | 26-094 626   | FSIC Mortise Housing         |
| 2300    | CD117   | Office 2326           | 20-740 626       | 26-094 626   | FSIC Mortise Housing         |
| 2300    | CD118   | Office 2324           | 20-740 626       | 26-094 626   | FSIC Mortise Housing         |

Las Positas College Door Schedule

| Bldg. # | Door # | Description                   | New Cylinder | New Hardware        | Hardware Description         |
|---------|--------|-------------------------------|--------------|---------------------|------------------------------|
| 2300    | CD119  | Fire Riser                    | 20-765 626   | -                   |                              |
| 2300    | CD120  | Restroom                      | 23-000 626   | -                   |                              |
| 2300    | CD121  | Restroom                      | 23-000 626   | -                   |                              |
| 2300    | CD122  | Conference Exit               | 20-765 626   | -                   |                              |
| 2300    | CD123  | Classroom 2306                | 20-765 626   | -                   |                              |
| 2300    | CD124  | Classroom 2306 Exit           | 20-765 626   | -                   |                              |
|         |        |                               | 20-765 626   | -                   |                              |
| 2300    | CD125  | IT Telecom                    | 20-765 626   | -                   |                              |
| 2300    | CD126  | Food Storage                  | 20-740 626   | -                   |                              |
| 2300    | CD127  | Electrical Room               | 20-765 626   | -                   |                              |
| 2300    | CD128  | Roof Access                   | 20-765 626   | -                   |                              |
| 2300    | CD129  | Playground Gate               | 20-740 626   | 090074              | NL Drive Screw               |
|         |        |                               | 20-740 626   | -                   |                              |
|         |        |                               | 20-740 626   | -                   |                              |
| 2300    | CD130  | Playground Gate               | 20-740 626   | 090074              | NL Drive Screw               |
|         |        |                               | 20-740 626   | 050132 US28         | 35A/98 CD Conversion Kit     |
|         |        |                               | -            | 26-094 626 XQ11-948 | FSIC Mortise Housing         |
|         |        |                               | 20-740 626   | -                   |                              |
| 2300    | CD131  | Preschool 2363                | 20-740 626   | 050588 US28         | 98 Series Less Dogging Plate |
|         |        |                               | XB13-088 626 | -                   |                              |
| 2300    | CD132  | Observation Room              | 20-765 626   | -                   |                              |
| 2300    | CD133  | Preschool Exit 2363           | 20-740 626   | 050588 US28         | 98 Series Less Dogging Plate |
|         |        |                               | XB13-088 626 | -                   |                              |
| 2300    | CD134  | Observation Room 2362         | 20-765 626   | -                   |                              |
|         |        |                               | 20-765 626   | -                   |                              |
| 2300    | CD135  | Preschool 2361                | 20-740 626   | 050588 US28         | 98 Series Less Dogging Plate |
|         |        |                               | XB13-088 626 | -                   |                              |
| 2300    | CD136  | Preschool 2361 to Observation | 20-765 626   | -                   |                              |
| 2300    | CD137  | Preschool 2361 Exit           | 20-765 626   | -                   |                              |
| 2300    | CD138  | Exit to Playground            | 20-740 626   | 050588 US28         | 98 Series Less Dogging Plate |
|         |        |                               | XB13-088 626 | -                   |                              |
| 2300    | CD139  | Preschool 2365                | 20-740 626   | 050588 US28         | 98 Series Less Dogging Plate |
|         |        |                               | XB13-088 626 | -                   |                              |
| 2300    | CD140  | Preschool 2365 to Observation | 20-765 626   | -                   |                              |
| 2300    | CD141  | Preschool 2365 Exit           | 20-740 626   | 050588 US28         | 98 Series Less Dogging Plate |
|         |        |                               | XB13-088 626 | -                   |                              |
| 2300    | CD142  | Electrical Room 2364          | 20-765 626   | -                   |                              |
| 2300    | CD143  | Observation Room              | 20-765 626   | -                   |                              |
|         |        |                               | 20-765 626   | -                   |                              |
| 2300    | CD144  | Preschool 2367                | 20-740 626   | 050588 US28         | 98 Series Less Dogging Plate |
|         |        |                               | XB13-088 626 | -                   |                              |
| 2300    | CD145  | Preschool 2367 to Observation | 20-765 626   | -                   |                              |

Las Positas College Door Schedule

| Bldg. # | Door # | Description                   | New Cylinder | New Hardware        | Hardware Description         |
|---------|--------|-------------------------------|--------------|---------------------|------------------------------|
| 2300    | CD146  | Preschool 2367 to Playground  | 20-740 626   | 050588 US28         | 98 Series Less Dogging Plate |
|         |        |                               | XB13-088 626 | -                   |                              |
| 2300    | CD147  | Shed 1                        | 20-744 626   | -                   |                              |
| 2300    | CD148  | Shed 2                        | 20-744 626   | -                   |                              |
| 2300    | CD149  | Shed 3                        | 20-744 626   | -                   |                              |
| 2300    | CD150  | Playground Gate               | 20-740 626   | 26-094 626          | FSIC Mortise Housing         |
|         |        |                               | 20-740 626   | 050599              | 370 Series NL Cam            |
| 2300    | CD151  | Mechanical 2368               | 20-765 626   | -                   |                              |
| 2300    | CD152  | Classroom 2349                | 20-765 626   | -                   |                              |
|         |        |                               | 20-765 626   | -                   |                              |
| 2300    | CD153  | Classroom 2349 to Observation | 20-765 626   | -                   |                              |
| 2300    | CD154  | Classroom 2349 to Playground  | 20-765 626   | -                   |                              |
|         |        |                               | 20-765 626   | -                   |                              |
| 2300    | CD155  | Restroom 2349                 | 20-765 626   | -                   |                              |
|         |        |                               | 20-765 626   | -                   |                              |
| 2300    | CD156  | Observation 2348              | 20-765 626   | -                   |                              |
|         |        |                               | 20-765 626   | -                   |                              |
| 2300    | CD157  | Classroom 2347                | 20-765 626   | -                   |                              |
|         |        |                               | 20-765 626   | -                   |                              |
| 2300    | CD158  | Classroom 2347 to Observation | 20-765 626   | -                   |                              |
| 2300    | CD159  | Classroom 2347 to Playground  | 20-765 626   | -                   |                              |
|         |        |                               | 20-765 626   | -                   |                              |
| 2300    | CD160  | Restroom 2347                 | 20-765 626   | -                   |                              |
|         |        |                               | 20-765 626   | -                   |                              |
| 2300    | CD161  | Classroom 2346                | 20-765 626   | -                   |                              |
| 2300    | CD162  | Classroom 2345                | 20-765 626   | -                   |                              |
|         |        |                               | 20-765 626   | -                   |                              |
| 2300    | CD163  | Restroom                      | 23-000 626   | -                   |                              |
| 2300    | CD164  | Classroom 2345 to Observation | 20-765 626   | -                   |                              |
| 2300    | CD165  | Classroom 2345 to Playground  | 20-765 626   | -                   |                              |
|         |        |                               | 20-765 626   | -                   |                              |
| 2300    | CD166  | Classroom 2345 Restroom       | 20-765 626   | -                   |                              |
|         |        |                               | 20-765 626   | -                   |                              |
| 2300    | CD167  | Playground Exit Gate          | 20-740 626   | -                   |                              |
|         |        |                               | 20-740 626   | 050132 US28         | 35A/98 CD Conversion Kit     |
|         |        |                               | -            | 26-094 626 XQ11-948 | FSIC Mortise Housing         |
|         |        |                               | 20-740 626   | -                   |                              |
| 2300    | CD168  | Laundry                       | 20-765 626   | -                   |                              |
|         |        |                               | 20-765 626   | -                   |                              |
| 2300    | CD169  | Custodian Closet              | 20-765 626   | -                   |                              |
| 2300    | CD170  | Mechanical 2341               | 20-765 626   | -                   |                              |
| 2300    | CD171  | Electrical 2340               | 20-765 626   | -                   |                              |

Las Positas College Door Schedule

| Bldg. # | Door # | Description           | New Cylinder | New Hardware        | Hardware Description         |
|---------|--------|-----------------------|--------------|---------------------|------------------------------|
| 2300    | CD172  | Courtyard Exit Gate   | 20-740 626   | -                   |                              |
|         |        |                       | 20-740 626   | -                   |                              |
| 2300    | CD173  | Gate to Stairs        | 20-765 626   | -                   |                              |
| 2300    | CD174  | Gate to Parking Lot   | 20-765 626   | -                   |                              |
|         |        |                       | 20-765 626   | -                   |                              |
| 2300    | CD175  | Transformer Gate      | 47-743 606   | -                   |                              |
| 2300    | CD176  | Transformer Gate      | 47-743 606   | -                   |                              |
| 2400    | MD101  | Study Room Exterior 1 | 20-740 606   | 050589 313          | 99 Series Less Dogging Plate |
|         |        |                       | -            | 050589 313          | 99 Series Less Dogging Plate |
| 2400    | MD102  | Study Room Exterior 2 | 20-740 606   | 050589 313          | 99 Series Less Dogging Plate |
|         |        |                       | -            | 050589 313          | 99 Series Less Dogging Plate |
| 2400    | MD103  | Study Room Exterior 3 | 20-740 606   | 050589 313          | 99 Series Less Dogging Plate |
|         |        |                       | -            | 050589 313          | 99 Series Less Dogging Plate |
| 2400    | MD104  | Study Room Exterior 4 | 20-740 606   | 050589 313          | 99 Series Less Dogging Plate |
|         |        |                       | -            | 050589 313          | 99 Series Less Dogging Plate |
| 2400    | MD105  | Study Room Exterior 5 | 20-740 606   | 050589 313          | 99 Series Less Dogging Plate |
|         |        |                       | -            | 050589 313          | 99 Series Less Dogging Plate |
| 2400    | MD106  | Study Room M          | -            | -                   |                              |
| 2400    | MD107  | Study Room L          | -            | -                   |                              |
| 2400    | MD108  | Study Room K          | -            | -                   |                              |
| 2400    | MD109  | Study Room J          | -            | -                   |                              |
| 2400    | MD110  | Study Room H          | -            | -                   |                              |
| 2400    | MD111  | Study Room G          | -            | -                   |                              |
| 2400    | MD112  | Study Room F          | -            | -                   |                              |
| 2400    | MD113  | Study Room E          | -            | -                   |                              |
| 2400    | MD114  | Study Room D          | 20-765 626   | -                   |                              |
| 2400    | MD115  | Study Room Entrance   | 20-740 606   | -                   |                              |
|         |        |                       | 20-740 626   | -                   |                              |
| 2400    | MD116  | Study Room C          | 20-765 606   | -                   |                              |
| 2400    | MD117  | Study Room B          | -            | -                   |                              |
| 2400    | MD118  | Study Room B          | -            | -                   |                              |
| 2400    | MD119  | Study Room A          | 20-750 606   | -                   |                              |
| 2400    | MD120  | Main Entrance Right   | 20-740 606   | -                   |                              |
|         |        |                       | 20-740 606   | 050115 313          | 33A/99 CD Conversion Kit     |
|         |        |                       | -            | 26-094 626 XQ11-948 | FSIC Mortise Housing         |
|         |        |                       | -            | -                   |                              |
|         |        |                       | 20-740 606   | 050115 313          | 33A/99 CD Conversion Kit     |
|         |        |                       | -            | 26-094 626 XQ11-948 | FSIC Mortise Housing         |
| 2400    | MD121  | Main Entrance Left    | 20-740 606   | -                   |                              |
|         |        |                       | -            | -                   |                              |
| 2400    | MD122  | Men's Restroom        | 20-740 626   | -                   |                              |
| 2400    | MD123  | Women's Restroom      | 20-740 626   | -                   |                              |

Las Positas College Door Schedule

| Bldg. # | Door # | Description                       | New Cylinder | New Hardware        | Hardware Description         |
|---------|--------|-----------------------------------|--------------|---------------------|------------------------------|
| 2400    | MD124  | Electrical                        | 20-740 606   | -                   |                              |
| 2400    | MD125  | Exit                              | 20-740 606   | -                   |                              |
| 2400    | MD126  | Electrical Exterior               | 20-740 606   | -                   |                              |
| 2400    | MD127  | Custodian Closet                  | 20-740 606   | -                   |                              |
| 2400    | MD128  | Storage Closet                    | 20-740 606   | -                   |                              |
| 2400    | MD129  | Teaching and Learning Center      | 20-740 606   | -                   |                              |
| 2400    | MD130  | Office 2401A                      | 20-740 606   | -                   |                              |
| 2400    | MD131  | Office B                          | 20-740 606   | -                   |                              |
| 2400    | MD132  | Learning Center to Classroom 2412 | 20-765 606   |                     |                              |
|         |        |                                   | 20-740 606   | -                   |                              |
| 2400    | MD133  | Teaching and Learning Center      | 20-740 606   | 090074              | NL Drive Screw               |
| 2400    | MD134  | Classroom 2412                    | 20-740 606   | -                   |                              |
| 2400    | MD135  | Classroom 2412                    | 20-740 606   | 090074              | NL Drive Screw               |
| 2400    | MD136  | Classroom 2414                    | 20-740 606   | -                   |                              |
| 2400    | MD137  | Classroom 2414                    | 20-740 606   | 090074              | NL Drive Screw               |
| 2400    | MD138  | Classroom 2416                    | 20-740 606   | 090074              | NL Drive Screw               |
| 2400    | MD139  | Classroom 2416 to Classroom 2414  | 20-740 606   | -                   |                              |
| 2400    | MD140  | Classroom 2416                    | 20-740 606   | -                   |                              |
| 2400    | MD141  | Classroom 2416                    | 20-740 606   | -                   |                              |
| 2400    | MD142  | Classroom 2416 to Classroom 2490  | 20-740 606   | 050589 313          | 99 Series Less Dogging Plate |
|         |        |                                   | -            | 090074              | NL Drive Screw               |
| 2400    | MD143  | Data Closet                       | 20-740 606   | -                   |                              |
| 2400    | MD144  | Hall Exit                         | 20-740 606   | -                   |                              |
|         |        |                                   | 20-740 606   | 050115 313          | 33A/99 CD Conversion Kit     |
|         |        |                                   | -            | 26-094 626 XQ11-948 | FSIC Mortise Housing         |
| 2400    | MD145  | Classroom 2490                    | 20-740 606   | 090074              | NL Drive Screw               |
|         |        |                                   | -            | 050589 313          | 99 Series Less Dogging Plate |
| 2400    | MD146  | Classroom 2490                    | 20-740 606   | -                   |                              |
| 2400    | MD147  | Classroom 2480                    | 20-740 606   | 090074              | NL Drive Screw               |
|         |        |                                   | -            | 050589 313          | 99 Series Less Dogging Plate |
| 2400    | MD148  | Classroom 2480                    | 20-740 606   | -                   |                              |
| 2400    | MD149  | Classroom 2470                    | 20-740 606   | 090074              | NL Drive Screw               |
|         |        |                                   | -            | 050589 313          | 99 Series Less Dogging Plate |
| 2400    | MD150  | Classroom 2470                    | 20-740 606   | -                   |                              |
| 2400    | MD151  | Classroom 2460                    | 20-740 606   | 090074              | NL Drive Screw               |
|         |        |                                   | -            | 050589 313          | 99 Series Less Dogging Plate |
| 2400    | MD152  | Classroom 2460                    | 20-740 606   | -                   |                              |
| 2400    | MD153  | Classroom 2450                    | 20-740 606   | 090074              | NL Drive Screw               |
|         |        |                                   | -            | 050589 313          | 99 Series Less Dogging Plate |
| 2400    | MD154  | Classroom 2450                    | 20-740 606   | -                   |                              |
| 2400    | MD155  | Media Classroom 2409              | 20-740 606   | -                   |                              |
| 2400    | MD156  | Data 2407                         | 20-765 606   | -                   |                              |

Las Positas College Door Schedule

| Bldg. # | Door # | Description               | New Cylinder     | New Hardware   | Hardware Description         |
|---------|--------|---------------------------|------------------|----------------|------------------------------|
| 2400    | MD157  | Storage Room              | 20-740 606       | -              |                              |
| 2400    | MD158  | Storage Room Exterior     | 20-740 606       | -              |                              |
| 2400    | MD159  | Media Classroom 2409 Exit | 20-740 606       | 050589 313     | 99 Series Less Dogging Plate |
| 2400    | MD160  | Office 2411               | 20-740 606       | -              |                              |
| 2400    | MD161  | Conference to Hall        | 20-740 606       | ND91JD RHO 613 | Vandlgard Pushbutton Lockset |
| 2400    | MD162  | Conference 2411A          | 20-740 606       | ND91JD RHO 613 | Vandlgard Pushbutton Lockset |
| 2400    | MD163  | Office B                  | 20-765 606       | -              |                              |
| 2400    | MD164  | Office C                  | 20-765 606       | -              |                              |
| 2400    | MD165  | Office D                  | 20-765 606       | -              |                              |
| 2400    | MD166  | Office E                  | 20-765 606       | -              |                              |
| 2400    | MD167  | Office F                  | 20-765 606       | -              |                              |
| 2400    | MD168  | Office G                  | 20-765 606       | -              |                              |
| 2400    | MD169  | Office H                  | 20-765 606       | -              |                              |
| 2400    | MD170  | Office J                  | 20-765 606       | -              |                              |
| 2400    | MD171  | Office K                  | 20-765 606       | -              |                              |
| 2400    | MD172  | Office L                  | 20-765 606       | -              |                              |
| 2400    | MD173  | Office M                  | 20-765 606       | -              |                              |
| 2400    | MD174  | Office N                  | 20-765 606       | -              |                              |
| 2400    | MD175  | Office P                  | 20-765 606       | -              |                              |
| 2400    | MD176  | Office Q                  | 20-765 606       | -              |                              |
| 2400    | MD177  | Office R                  | 20-765 606       | -              |                              |
| 2400    | MD178  | Office S                  | 20-765 606       | -              |                              |
| 2400    | MD179  | Office T                  | 20-765 606       | -              |                              |
| 2400    | MD180  | Office U                  | 20-765 606       | -              |                              |
| 2400    | MD181  | Office V                  | 20-740 606       | -              |                              |
| 2400    | MD182  | Office Lobby 2411 Exit    | 20-740 606       | -              |                              |
| 2400    | MD183  | Workroom                  | -                | -              |                              |
| 2400    | MD184  | Lounge                    | -                | -              |                              |
| 2400    | MD185  | All Gender Restroom       | -                | -              |                              |
| 2400    | MD186  | All Gender Restroom       | -                | -              |                              |
| 2400    | MD187  | Men's Restroom            | 20-744 606       | -              |                              |
| 2400    | MD188  | Women's Restroom          | 20-744 606       | -              |                              |
| 2400    | MD189  | Exhibit 2420A             | 20-744 606       | -              |                              |
| 2400    | MD190  | Exhibit 2420A             | 20-744 606       | -              |                              |
| 2400    | MD191  | Lecture 2420              | 20-740 606       | -              |                              |
|         |        |                           | XQ13-115 114 626 | 050115 313     | 33A/99 CD Conversion Kit     |
| 2400    | MD192  | Exit                      | 20-740 606       | -              |                              |
|         |        |                           | -                | -              |                              |
| 2400    | MD193  | Exit                      | 20-740 606       | -              |                              |
|         |        |                           | -                | -              |                              |
| 2400    | MD194  | Lecture 2420              | 20-740 606       | -              |                              |
|         |        |                           | XQ13-115 114 626 | 050115 313     | 33A/99 CD Conversion Kit     |



Las Positas College Door Schedule

| Bldg. # | Door # | Description                     | New Cylinder     | New Hardware                              | Hardware Description                              |
|---------|--------|---------------------------------|------------------|---|---|
| 2400    | MD195  | Data 2420B                      | 20-740 606       | -   |   |
| 2400    | MD196  | Lecture Interior Entrance Left  | 20-740 606       | 090074                                    | NL Drive Screw                                    |
| 2400    | MD197  | Control Room                    | 20-740 606       | -   |   |
| 2400    | MD198  | Lecture Interior Entrance Right | 20-740 606       | 050589 313                                | 99 Series Less Dogging Plate                      |
| 2400    | MD199A | Lecture Exit                    | -                | -   |   |
| 2400    | MD199B | Equipment Left                  | 20-740 606       | -   |   |
| 2400    | MD199C | Equipment Right                 | 20-740 606       | -   |   |
| 2500    | PE101  | North West Entrance             | 20-740 626       | CD99NL-OP 3' US26D                        | 99 Series NL Rim Device w/ Cylinder Dogging       |
|         |        |                                 | XQ13-115 114 626 | 20-079 626                                | FSIC Rim Housing                                  |
|         |        |                                 | XQ13-115 114 626 | CD99EO 3' US26D                           | 99 Series Exit Device w/ Cylinder Dogging         |
|         |        |                                 | 20-740 626       | KR4954 7'6" SP28                          | Key Removable Mullion                             |
|         |        |                                 | -                | 26-094 626                                | FSIC Mortise Housing                              |
| 2500    | PE102  | North West Entrance             | 20-740 626       | CD99NL-OP 3' US26D                        | 99 Series NL Rim Device w/ Cylinder Dogging       |
|         |        |                                 | XQ13-115 114 626 | 20-079 626                                | FSIC Rim Housing                                  |
|         |        |                                 | XQ13-115 114 626 | CD99EO 3' US26D                           | 99 Series Exit Device w/ Cylinder Dogging         |
|         |        |                                 | 20-740 626       | KR4954 7'6" SP28                          | Key Removable Mullion                             |
|         |        |                                 | -                | 26-094 626                                | FSIC Mortise Housing                              |
| 2500    | PE103  | North West Corridor Entrance    | 20-740 626       | 9947WDC-NL-F 3' US26D RHR (990NL RV)      | 99 Series Fire Rated Conealed Vertical Rod Device |
|         |        |                                 | -                | 20-079 626                                | FSIC Rim Housing                                  |
|         |        |                                 | -                | 71 628                                    | Push Plate  |
|         |        |                                 | -                | 71 628                                    | Push Plate  |
|         |        |                                 | 20-740 626       | 9947WDC-NL-F 3' US26D LHR (990NL RV)      | 99 Series Fire Rated Conealed Vertical Rod Device |
|         |        |                                 | -                | 20-079 626                                | FSIC Rim Housing                                  |
|         |        |                                 | -                | 71 628                                    | Push Plate  |
|         |        |                                 | -                | 71 628                                    | Push Plate  |
| 2500    | PE104A | North West Gym Entrance 1       | 20-740 626       | 99L-F-2 3' US26D RHR 06 (996L RV 06) 499F | 99 Series Fire Rated Double Cylinder Exit Device  |
|         |        |                                 | XB13-088 626     | 20-079 626                                | FSIC Rim Housing                                  |
|         |        |                                 | 20-740 626       | 99L-F-2 3' US26D LHR 06 (996L RV 06) 499F | 99 Series Fire Rated Double Cylinder Exit Device  |
|         |        |                                 | XB13-088 626     | 20-079 626                                | FSIC Rim Housing                                  |
|         |        |                                 | 20-740 626       | KR9954 7'5" SP28                          | Fire Rated Key Removable Mullion                  |
|         |        |                                 | -                | 26-094 626                                | FSIC Mortise Housing                              |
| 2500    | PE104B | North West Gym Entrance         | 20-740 626       | 99L-F-2 3' US26D RHR 06 299F              | 99 Series Fire Rated Double Cylinder Exit Device  |
|         |        |                                 | XB13-088 626     | 20-079 626                                | FSIC Rim Housing                                  |
| 2500    | PE105  | North West Gym Entrance 2       | 20-740 626       | 99L-F-2 3' US26D RHR 06 (996L RV 06) 499F | 99 Series Fire Rated Double Cylinder Exit Device  |
|         |        |                                 | XB13-088 626     | 20-079 626                                | FSIC Rim Housing                                  |
|         |        |                                 | 20-740 626       | 99L-F-2 3' US26D LHR 06 (996L RV 06) 499F | 99 Series Fire Rated Double Cylinder Exit Device  |
|         |        |                                 | XB13-088 626     | 20-079 626                                | FSIC Rim Housing                                  |
|         |        |                                 | 20-740 626       | KR9954 7'5" SP28                          | Fire Rated Key Removable Mullion                  |
|         |        |                                 | -                | 26-094 626                                | FSIC Mortise Housing                              |
| 2500    | PE106  | North East Gym Entrance         | 20-740 626       | 99L-F-2 3' US26D RHR 06 (996L RV 06) 499F | 99 Series Fire Rated Double Cylinder Exit Device  |
|         |        |                                 | XB13-088 626     | 20-079 626                                | FSIC Rim Housing                                  |
|         |        |                                 | 20-740 626       | 99L-F-2 3' US26D LHR 06 (996L RV 06) 499F | 99 Series Fire Rated Double Cylinder Exit Device  |

Las Positas College Door Schedule

| Bldg. # | Door # | Description                 | New Cylinder     | New Hardware                              | Hardware Description                             |
|---------|--------|-----------------------------|------------------|---|--|
|         |        |                             | XB13-088 626     | 20-079 626                                | FSIC Rim Housing                                 |
|         |        |                             | 20-740 626       | KR9954 7'5" SP28                          | Fire Rated Key Removable Mullion                 |
|         |        |                             | -                | 26-094 626                                | FSIC Mortise Housing                             |
| 2500    | PE107  | South East Gym Exit         | 20-740 626       | 99L-F-2 3' US26D RHR 06 (996L RV 06) 499F | 99 Series Fire Rated Double Cylinder Exit Device |
|         |        |                             | XB13-088 626     | 20-079 626                                | FSIC Rim Housing                                 |
|         |        |                             | 20-740 626       | 99L-F-2 3' US26D LHR 06 (996L RV 06) 499F | 99 Series Fire Rated Double Cylinder Exit Device |
|         |        |                             | XB13-088 626     | 20-079 626                                | FSIC Rim Housing                                 |
|         |        |                             | 20-740 626       | KR9954 7'5" SP28                          | Fire Rated Key Removable Mullion                 |
|         |        |                             | -                | 26-094 626                                | FSIC Mortise Housing                             |
| 2500    | PE108  | South West Gym Exit         | 20-740 626       | 99L-F-2 3' US26D RHR 06 (996L RV 06) 499F | 99 Series Fire Rated Double Cylinder Exit Device |
|         |        |                             | XB13-088 626     | 20-079 626                                | FSIC Rim Housing                                 |
|         |        |                             | 20-740 626       | 99L-F-2 3' US26D LHR 06 (996L RV 06) 499F | 99 Series Fire Rated Double Cylinder Exit Device |
|         |        |                             | XB13-088 626     | 20-079 626                                | FSIC Rim Housing                                 |
|         |        |                             | 20-740 626       | KR9954 7'5" SP28                          | Fire Rated Key Removable Mullion                 |
|         |        |                             | -                | 26-094 626                                | FSIC Mortise Housing                             |
| 2500    | PE109  | Closet (Gym)                | 20-740 626       | -   |  |
| 2500    | PE110  | Custodian Closet 149        | 20-740 626       | ND80JD RHO 626                            |  |
| 2500    | PE111  | Women's Locker Room         | 20-740 626       | CD99NL-OP 3' US26D                        | 99 Series NL Rim Device w/ Cylinder Dogging      |
|         |        |                             | XQ13-115 114 626 | 20-079 626                                | FSIC Rim Housing                                 |
| 2500    | PE112  | Women's Team Room           | 20-742 626       | -   |  |
| 2500    | PE113  | Women's Team Room           | 20-742 626       | -   |  |
| 2500    | PE114  | Women's Team Room           | 20-740 626       | -   |  |
| 2500    | PE115  | Women's Team Entrance 127   | 20-740 626       | -   |  |
| 2500    | PE116  | Women's Locker Hallway      | 20-740 626       | -   |  |
| 2500    | PE117  | Laundry to Women's Hall     | 20-740 626       | -   |  |
| 2500    | PE118  | Laundry to Men's Hall       | 20-740 626       | -   |  |
| 2500    | PE119  | Women's Locker Entrance     | 20-740 626       | -   |  |
| 2500    | PE120  | Men's Locker 132            | 20-740 626       | -   |  |
| 2500    | PE121  | Laundry Padlock 1           | 47-743 626       | -   |  |
| 2500    | PE122  | Laundry Padlock 2           | 47-743 626       | -   |  |
| 2500    | PE123  | Men's Locker 132 Hall       | 20-740 626       | -   |  |
| 2500    | PE124  | Men's Locker to Custodian   | 20-740 626       | -   |  |
| 2500    | PE125  | Men's Team Room 1 to Locker | 20-742 626       | -   |  |
| 2500    | PE126  | Men's Team Room 2 to Locker | 20-742 626       | -   |  |
| 2500    | PE127  | Men's Locker Exterior       | 20-740 626       | CD99NL-OP 3' US26D                        | 99 Series NL Rim Device w/ Cylinder Dogging      |
|         |        |                             | XQ13-115 114 626 | 20-079 626                                | FSIC Rim Housing                                 |
| 2500    | PE128  | Men's Team Room 2           | 20-740 626       | -   |  |
| 2500    | PE129  | Men's Team Room 1           | 20-740 626       | -   |  |
| 2500    | PE130  | Men's Faculty Locker        | 20-740 626       | -   |  |
| 2500    | PE131  | Sports Medicine Entrance    | 20-740 626       | CD99NL-OP 3' US26D                        | 99 Series NL Rim Device w/ Cylinder Dogging      |
|         |        |                             | XQ13-115 114 626 | 20-079 626                                | FSIC Rim Housing                                 |
| 2500    | PE132  | Trainer Office 108          | 20-740 626       | -   |  |

Las Positas College Door Schedule

| Bldg. # | Door #  | Description                   | New Cylinder     | New Hardware                         | Hardware Description                              |
|---------|---------|-------------------------------|------------------|--------------------------------------|---|
| 2500    | PE133   | Storage 109                   | 20-740 626       | -                                    |   |
| 2500    | PE133.1 | Storage Padlock               | 47-743 606       | -                                    |   |
| 2500    | PE134   | Sports Medicine Exit          | 20-740 626       | -                                    |   |
| 2500    | PE135   | Sports Medicine Restroom      | -                | -                                    |   |
| 2500    | PE136   | Corridor to Offices Admin     | 20-740 626       | -                                    |   |
| 2500    | PE137   | Studio (Right)                | 20-740 626       | CD99NL-OP 3' US26D                   | 99 Series NL Rim Device w/ Cylinder Dogging       |
|         |         |                               | XQ13-115 114 626 | 20-079 626                           | FSIC Rim Housing                                  |
| 2500    | PE138   | Studio (Left)                 | 20-740 626       | -                                    |   |
| 2500    | PE139   | South West Exit 1             | 20-740 626       | CD99NL-OP 3' US26D                   | 99 Series NL Rim Device w/ Cylinder Dogging       |
|         |         |                               | XQ13-115 114 626 | 20-079 626                           | FSIC Rim Housing                                  |
|         |         |                               | XQ13-115 114 626 | CD99EO 3' US26D                      | 99 Series Exit Device w/ Cylinder Dogging         |
|         |         |                               | 20-740 626       | KR4954 7'6" SP28                     | Key Removable Mullion                             |
|         |         |                               | -                | 26-094 626                           | FSIC Mortise Housing                              |
| 2500    | PE140   | South West Exit 2             | 20-740 626       | CD99NL-OP 3' US26D                   | 99 Series NL Rim Device w/ Cylinder Dogging       |
|         |         |                               | XQ13-115 114 626 | 20-079 626                           | FSIC Rim Housing                                  |
|         |         |                               | XQ13-115 114 626 | CD99EO 3' US26D                      | 99 Series Exit Device w/ Cylinder Dogging         |
|         |         |                               | 20-740 626       | KR4954 7'6" SP28                     | Key Removable Mullion                             |
|         |         |                               | -                | 26-094 626                           | FSIC Mortise Housing                              |
| 2500    | PE141   | Snack Bar 147                 | 20-740 626       | -                                    |   |
| 2500    | PE142   | Storage 148                   | 20-740 626       | -                                    |   |
| 2500    | PE143A  | Women's Restroom              | 20-742 626       | -                                    |   |
| 2500    | PE143B  | Women's Restroom to Custodian | 20-740 626       | -                                    |   |
| 2500    | PE144A  | Men's Restroom                | 20-742 626       | -                                    |   |
| 2500    | PE144B  | Men's Restroom to Custodian   | 20-740 626       | -                                    |   |
| 2500    | PE145   | Studio 143                    | 20-740 626       | CD99NL-OP 3' US26D                   | 99 Series NL Rim Device w/ Cylinder Dogging       |
|         |         |                               | XQ13-115 114 626 | 20-079 626                           | FSIC Rim Housing                                  |
| 2500    | PE146   | Studio 143                    | 20-740 626       | -                                    |   |
| 2500    | PE146.1 | Studio 143 Cabinet            | 23-030 626       | -                                    |   |
| 2500    | PE147   | South East Corridor           | 20-740 626       | 9947WDC-NL-F 3' US26D RHR (990NL RV) | 99 Series Fire Rated Conealed Vertical Rod Device |
|         |         |                               | -                | 20-079 626                           | FSIC Rim Housing                                  |
|         |         |                               | -                | 71 628                               | Push Plate  |
|         |         |                               | -                | 71 628                               | Push Plate  |
|         |         |                               | 20-740 626       | 9947WDC-NL-F 3' US26D LHR (990NL RV) | 99 Series Fire Rated Conealed Vertical Rod Device |
|         |         |                               | -                | 20-079 626                           | FSIC Rim Housing                                  |
|         |         |                               | -                | 71 628                               | Push Plate  |
|         |         |                               | -                | 71 628                               | Push Plate  |
| 2500    | PE148   | South East Exit 1             | 20-740 626       | CD99NL-OP 3' US26D                   | 99 Series NL Rim Device w/ Cylinder Dogging       |
|         |         |                               | XQ13-115 114 626 | 20-079 626                           | FSIC Rim Housing                                  |
|         |         |                               | XQ13-115 114 626 | CD99EO 3' US26D                      | 99 Series Exit Device w/ Cylinder Dogging         |
|         |         |                               | 20-740 626       | KR4954 7'6" SP28                     | Key Removable Mullion                             |
|         |         |                               | -                | 26-094 626                           | FSIC Mortise Housing                              |
| 2500    | PE149   | South East Exit 2             | 20-740 626       | CD99NL-OP 3' US26D                   | 99 Series NL Rim Device w/ Cylinder Dogging       |

Las Positas College Door Schedule

| Bldg. # | Door #  | Description            | New Cylinder     | New Hardware       | Hardware Description                        |
|---------|---------|------------------------|------------------|--------------------|---|
|         |         |                        | XQ13-115 114 626 | 20-079 626         | FSIC Rim Housing                            |
|         |         |                        | XQ13-115 114 626 | CD99EO 3' US26D    | 99 Series Exit Device w/ Cylinder Dogging   |
|         |         |                        | 20-740 626       | KR4954 7'6" SP28   | Key Removable Mullion                       |
|         |         |                        | -                | 26-094 626         | FSIC Mortise Housing                        |
| 2500    | PE150   | Conference Room 142    | 20-740 626       | ND91JD RHO 626     |   |
| 2500    | PE151   | Storage 143            | 20-740 626       | -                  |   |
| 2500    | PE151.1 | Cabinet 1              | 47-743 626       | -                  |   |
| 2500    | PE151.2 | Cabinet 2              | 47-743 626       | -                  |   |
| 2500    | PE151.3 | Cabinet 3              | 23-030 626       | -                  |   |
| 2500    | PE151.4 | Cabinet 4              | 23-030 626       | -                  |   |
| 2500    | PE151.5 | Cabinet 5              | 23-030 626       | -                  |   |
| 2500    | PE151.6 | Cabinet 6              | 23-030 626       | -                  |   |
| 2500    | PE152   | Storage 141 Exterior   | 20-740 626       | -                  |   |
| 2500    | PE153   | Electrical Box         | 47-743 606       | -                  |   |
| 2500    | PE154A  | Electrical 139         | 20-740 626       | -                  |   |
| 2500    | PE154B  | Server Room 140        | 20-740 626       | -                  |   |
| 2500    | PE155   | Mechanical 138         | 20-740 626       | -                  |   |
| 2500    | PE156   | Mechanical Room 137    | 20-740 626       | -                  |   |
| 2500    | PE157   | Mechanical Room 137    | 20-740 626       | -                  |   |
| 2500    | PE158   | North East Exit        | 20-740 626       | CD99NL-OP 3' US26D | 99 Series NL Rim Device w/ Cylinder Dogging |
|         |         |                        | XQ13-115 114 626 | 20-079 626         | FSIC Rim Housing                            |
|         |         |                        | XQ13-115 114 626 | CD99EO 3' US26D    | 99 Series Exit Device w/ Cylinder Dogging   |
|         |         |                        | 20-740 626       | KR4954 7'6" SP28   | Key Removable Mullion                       |
|         |         |                        | -                | 26-094 626         | FSIC Mortise Housing                        |
| 2500    | PE159   | North East Exit        | 20-740 626       | CD99NL-OP 3' US26D | 99 Series NL Rim Device w/ Cylinder Dogging |
|         |         |                        | XQ13-115 114 626 | 20-079 626         | FSIC Rim Housing                            |
|         |         |                        | XQ13-115 114 626 | CD99EO 3' US26D    | 99 Series Exit Device w/ Cylinder Dogging   |
|         |         |                        | 20-740 626       | KR4954 7'6" SP28   | Key Removable Mullion                       |
|         |         |                        | -                | 26-094 626         | FSIC Mortise Housing                        |
| 2500    | PE160   | Women's Faculty Locker | 20-740 626       | -                  |   |
| 2500    | PE161   | Office Exit North      | 20-740 626       | CD99NL-OP 3' US26D | 99 Series NL Rim Device w/ Cylinder Dogging |
|         |         |                        | XQ13-115 114 626 | 20-079 626         | FSIC Rim Housing                            |
| 2500    | PE162   | Mechanical Room        | 20-740 626       | -                  |   |
| 2500    | PE163   | Office 122             | 20-740 626       | -                  |   |
| 2500    | PE164   | Office 121             | 20-740 626       | -                  |   |
| 2500    | PE165   | Office 120             | 20-740 626       | -                  |   |
| 2500    | PE166   | Office 119             | 20-740 626       | -                  |   |
| 2500    | PE167   | Office 118             | 20-740 626       | -                  |   |
| 2500    | PE168   | Office 117             | 20-740 626       | -                  |   |
| 2500    | PE169   | Office 116             | 20-740 626       | -                  |   |
| 2500    | PE170   | Office 117             | 20-740 626       | -                  |   |
| 2500    | PE171   | Server Room 115        | 20-740 626       | -                  |   |

Las Positas College Door Schedule

| Bldg. # | Door # | Description          | New Cylinder     | New Hardware                              | Hardware Description                             |
|---------|--------|----------------------|------------------|---|--|
| 2500    | PE172  | Office 114           | 20-740 626       | -   |  |
| 2500    | PE173  | Office 113           | 20-740 626       | -   |  |
| 2500    | PE174  | Office 112           | 20-740 626       | -   |  |
| 2500    | PE175  | Office 111           | 20-740 626       | -   |  |
| 2500    | PE176  | Office 110           | 20-740 626       | -   |  |
| 2500    | PE177  | Office Exit South    | 20-740 626       | CD99NL-OP 3' US26D                        | 99 Series NL Rim Device w/ Cylinder Dogging      |
|         |        |                      | XQ13-115 114 626 | 20-079 626                                | FSIC Rim Housing                                 |
| 2500    | PE201  | Mechanical 217       | 20-740 626       | -   |  |
| 2500    | PE202  | Elevator Equip 218   | 20-740 626       | -   |  |
| 2500    | PE203  | Roof Access          | 20-740 626       | -   |  |
| 2500    | PE204  | Bleacher Access 1    | 47-743 606       | -   |  |
| 2500    | PE205  | Bleacher Access 2    | 47-743 606       | -   |  |
| 2500    | PE206  | Bleacher Access 3    | 47-743 606       | -   |  |
| 2500    | PE207  | Roof Access          | 20-740 626       | -   |  |
| 2500    | PE208  | Fitness Center       | 20-740 626       | ND91JD RHO 626                            | Vandlgard Pushbutton Lockset                     |
| 2500    | PE209  | Fitness Center       | 20-740 626       | CD99NL-OP 3' US26D                        | 99 Series NL Rim Device w/ Cylinder Dogging      |
|         |        |                      | XQ13-115 114 626 | 20-079 626                                | FSIC Rim Housing                                 |
| 2500    | PE210  | Storage              | 20-740 626       | -   |  |
| 2500    | PE211  | Roof Fitness Area    | 20-740 626       | -   |  |
| 2500    | PE212  | Roof Fitness Area    | 20-740 626       | -   |  |
| 2500    | PE213  | Storage 213          | 20-740 626       | -   |  |
| 2500    | PE214  | Custodian Closet 208 | 20-740 626       | -   |  |
| 2500    | PE215  | Fitness 203          | 20-740 626       | CD99NL-OP 3' US26D                        | 99 Series NL Rim Device w/ Cylinder Dogging      |
|         |        |                      | XQ13-115 114 626 | 20-079 626                                | FSIC Rim Housing                                 |
| 2500    | PE216  | Fitness 203          | 20-740 626       | ND91JD RHO 626                            | Vandlgard Pushbutton Lockset                     |
| 2500    | PE217  | Storage 205          | 20-740 626       | -   |  |
| 2500    | PE218  | Roof Fitness Area    | 20-740 626       | -   |  |
| 2500    | PE219  | Roof Fitness Area    | 20-740 626       | -   |  |
| 2500    | PE220  | Storage 207          | 20-740 626       | -   |  |
| 2500    | PE221  | Stairwell            | 20-740 626       | 99L-F-2 3' US26D LHR 06 (996L RV 06) 499F | 99 Series Fire Rated Double Cylinder Exit Device |
|         |        |                      | XB13-088 626     | 20-079 626                                | FSIC Rim Housing                                 |
| 2500    | PE222  | Classroom 209        | 20-740 626       | ND91JD RHO 626                            | Vandlgard Pushbutton Lockset                     |
| 2500    | PE223  | Storage Room 210     | 20-740 626       | -   |  |
| 2500    | PE224  | Electrical Room 211  | 20-740 626       | -   |  |
| 2500    | PE225  | Server Room          | 20-740 626       | -   |  |
| 2500    | PE226  | Classroom 212        | 20-740 626       | ND91JD RHO 626                            | Vandlgard Pushbutton Lockset                     |
| 2500    | PE227  | Bleacher             | 47-743 606       | -   |  |
| 2500    | PE228  | Bleacher             | 47-743 606       | -   |  |
| 2500    | PE229  | Bleacher             | 47-743 606       | -   |  |
| 2500    | PE230  | Studio 213           | 20-740 626       | -   |  |
| 2500    | PE231  | Studio 213           | 20-740 626       | CD99NL-OP 3' US26D                        | 99 Series NL Rim Device w/ Cylinder Dogging      |
|         |        |                      | XQ13-115 114 626 | 20-079 626                                | FSIC Rim Housing                                 |

Las Positas College Door Schedule

| Bldg. # | Door # | Description                     | New Cylinder | New Hardware        | Hardware Description |
|---------|--------|---------------------------------|--------------|---------------------|----------------------|
| 2500    | PE232  | Men's Restroom                  | 20-742 626   | -                   |                      |
| 2500    | PE233  | Custodian from Men's Restroom   | 20-740 626   | -                   |                      |
| 2500    | PE234  | Women's Restroom                | 20-740 626   | -                   |                      |
| 2500    | PE235  | Custodian from Women's Restroom | 20-740 626   | -                   |                      |
| 2600    | AC101  | Front Door                      | 20-740 626   | -                   |                      |
| 2600    | AC102  | Mechanical 2601                 | 20-740 626   | -                   |                      |
| 2600    | AC103  | Acid Room                       | 20-740 626   | -                   |                      |
| 2600    | AC104  | Chlorine Room                   | 20-740 626   | -                   |                      |
| 2600    | AC201  | Men's Restroom                  | 20-740 626   | -                   |                      |
| 2600    | AC202  | Custodian Closet                | 20-765 626   | -                   |                      |
| 2600    | AC203  | Women's Restroom                | 20-740 626   | -                   |                      |
| 2600    | AC204  | Gate 1                          | 20-740 626   | 20-079 626          | FSIC Rim Housing     |
|         |        |                                 | 20-740 626   | 26-094 626 XQ11-948 | FSIC Mortise Housing |
| 2600    | AC205  | Gate 2                          | -            | -                   |                      |
|         |        |                                 | 20-740 626   | 26-094 626 XQ11-948 | FSIC Mortise Housing |
|         |        |                                 | -            | -                   |                      |
| 2600    | AC206  | Gate 3                          | 20-740 626   | 20-079 626          | FSIC Rim Housing     |
|         |        |                                 | 20-740 626   | 26-094 626 XQ11-948 | FSIC Mortise Housing |
|         |        |                                 | -            | -                   |                      |
|         |        |                                 | 20-740 626   | 26-094 626 XQ11-948 | FSIC Mortise Housing |
| 2600    | AC207  | Gate 4                          | 20-740 626   | 20-079 626          | FSIC Rim Housing     |
|         |        |                                 | 20-740 626   | 26-094 626 XQ11-948 | FSIC Mortise Housing |
| 2600    | AC208  | Gate 5                          | 20-740 626   | 20-079 626          | FSIC Rim Housing     |
|         |        |                                 | 20-740 626   | 26-094 626 XQ11-948 | FSIC Mortise Housing |
| 2600    | AC209  | Gate 6                          | 20-740 626   | 20-079 626          | FSIC Rim Housing     |
|         |        |                                 | 20-740 626   | 26-094 626 XQ11-948 | FSIC Mortise Housing |
| 2600    | AC210  | Gate 7                          | 20-740 626   | 20-079 626          | FSIC Rim Housing     |
|         |        |                                 | 20-740 626   | 26-094 626 XQ11-948 | FSIC Mortise Housing |
| 2600    | AC211  | Gate 8                          | 20-740 626   | 20-079 626          | FSIC Rim Housing     |
|         |        |                                 | 20-740 626   | 26-094 626 XQ11-948 | FSIC Mortise Housing |
|         |        |                                 | -            | -                   |                      |
|         |        |                                 | 20-740 626   | 26-094 626 XQ11-948 | FSIC Mortise Housing |
| 2600    | AC212  | Gate 9                          | 47-743 606   | -                   |                      |
| 2600    | AC213  | Aquatic Center Office           | 20-765 626   | -                   |                      |
| 2700    | VY100  | Campus Hill Vineyard            | 20-750 626   | -                   |                      |
|         |        |                                 | 20-744 626   | -                   |                      |
| 2700    | VY101  | Fence Padlock                   | 47-743 606   | -                   |                      |
| 2700    | VY102  | Fence Padlock                   | 47-743 606   | -                   |                      |
| 3000    | MS101  | Warehouse (Left)                | 20-765 626   | -                   |                      |
| 3000    | MS102  | Warehouse (Right)               | 20-765 626   | -                   |                      |
| 3000    | MS103  | Warehouse Front                 | 20-765 626   | -                   |                      |
| 3000    | MS104  | Paint                           | 20-740 626   | -                   |                      |

Las Positas College Door Schedule

| Bldg. # | Door #  | Description                           | New Cylinder | New Hardware   | Hardware Description         |
|---------|---------|---------------------------------------|--------------|----------------|------------------------------|
| 3000    | MS105A  | HVAC                                  | 20-765 626   | -              |                              |
| 3000    | MS105B  | HVAC to Storage                       | -            | -              |                              |
| 3000    | MS106   | Storage 3010                          | 20-765 626   | -              |                              |
| 3000    | MS107   | Grounds Shop                          | 20-765 626   | -              |                              |
| 3000    | MS108   | Vehicle Maintenance                   | 20-765 626   | -              |                              |
| 3000    | MS109   | Vehicle Maintenance                   | 20-765 626   | -              |                              |
| 3000    | MS110   | Vehicle Maintenance                   | 20-765 626   | -              |                              |
| 3000    | MS111   | Electrical                            | 20-765 626   | -              |                              |
| 3000    | MS112   | Data                                  | 20-765 626   | -              |                              |
| 3000    | MS113   | Grounds Shop Back Door                | 20-740 626   | -              |                              |
| 3000    | MS114   | Key Shop                              | 20-740 626   | -              |                              |
| 3000    | MS115   | Welding Shop                          | 20-765 626   | -              |                              |
| 3000    | MS116   | Electrical Shop                       | 20-740 626   | -              |                              |
| 3000    | MS117   | Maintenance Shop                      | 20-765 626   | -              |                              |
| 3000    | MS118   | Maintenance to Storage                | 20-750 626   | -              |                              |
| 3000    | MS119   | Storage to Electrical                 | 20-750 626   | -              |                              |
| 3000    | MS119.1 | Electrical Cab Padlock                | 47-743 606   | -              |                              |
| 3000    | MS119.2 | Electrical Cab Padlock                | 47-743 606   | -              |                              |
| 3000    | MS120   | Storage to Welding                    | 20-750 626   | -              |                              |
| 3000    | MS121   | Custodian Closet                      | 20-740 626   | -              |                              |
| 3000    | MS122   | Storage to Grounds                    | -            | -              |                              |
| 3000    | MS123   | Grounds to Vehicle Maintenance        | 20-740 626   | -              |                              |
| 3000    | MS124   | Maintenance Office                    | 20-740 626   | -              |                              |
| 3000    | MS125   | Restroom (Right)                      | -            | -              |                              |
| 3000    | MS126   | Restroom (Left)                       | -            | -              |                              |
| 3000    | MS127   | Construction Management Office 2500-B | 20-740 626   | ND91JD RHO 626 | Vandlgard Pushbutton Lockset |
|         |         |                                       | -            | BF-161 PC      | Deadbolt Hole Filler         |
|         |         |                                       | -            | EF-161 PC      | Edge Filler Plate            |
|         |         |                                       | -            | EF-161-S PC    | Edge Filler Plate            |
| 3000    | MS128   | Construction Management Office 2500-B | 20-740 626   | ND91JD RHO 626 | Vandlgard Pushbutton Lockset |
|         |         |                                       | -            | BF-161 PC      | Deadbolt Hole Filler         |
|         |         |                                       | -            | EF-161 PC      | Edge Filler Plate            |
|         |         |                                       | -            | EF-161-S PC    | Edge Filler Plate            |
| 3000    | MS-P1   | Padlock                               | 47-743 606   | -              |                              |
| 3000    | MS-P2   | Padlock                               | 47-743 606   | -              |                              |
| 3000    | MS-P3   | Padlock                               | 47-743 606   | -              |                              |
| 3000    | MS-P4   | Padlock                               | 47-743 606   | -              |                              |
| 3000    | MS-P5   | Padlock                               | 47-743 606   | -              |                              |
| 3000    | SU100   | Storage Unit                          | 47-743 606   | -              |                              |
| 3000    | SU101   | Storage Unit                          | 20-740 626   | -              |                              |
| 3000    | SU102   | Storage Unit                          | 47-743 606   | -              |                              |
| 3000    | SU103   | Storage Unit                          | 47-743 606   | -              |                              |

Las Positas College Door Schedule

| Bldg. # | Door # | Description             | New Cylinder | New Hardware        | Hardware Description     |
|---------|--------|-------------------------|--------------|---------------------|--------------------------|
| 3000    | SU104  | Storage Unit            | 47-743 606   | -                   |                          |
| 3000    | SU105  | Storage Unit            | 47-743 606   | -                   |                          |
| 3000    | SU106  | Storage Unit            | 47-743 606   | -                   |                          |
| 3000    | SU107  | Storage Unit            | 47-743 606   | -                   |                          |
| 3000    | SU108  | Storage Unit            | 47-743 606   | -                   |                          |
| 3000    | SU109  | Storage Unit            | 47-743 606   | -                   |                          |
| 3000    | SU110  | Storage Unit            | 47-743 606   | -                   |                          |
| 3000    | SU111  | Storage Unit            | 47-743 606   | -                   |                          |
| 3000    | SU112  | Storage Unit            | -            | -                   |                          |
|         |        |                         | 20-744 626   | -                   |                          |
| 3100    | MO101  | Reception Front Doors   | 20-740 626   | -                   |                          |
|         |        |                         | -            | -                   |                          |
|         |        |                         | 20-740 626   | 050115 US28         | 33A/99 CD Conversion Kit |
|         |        |                         | -            | 26-094 626 XQ11-948 | FSIC Mortise Housing     |
|         |        |                         | 20-740 626   | -                   |                          |
| 3100    | MO102  | Conference Room 3123    | -            | -                   |                          |
| 3100    | MO103  | Conference 3121         | -            | -                   |                          |
| 3100    | MO104  | Storage                 | 20-740 626   | -                   |                          |
| 3100    | MO105  | Closet                  | -            | -                   |                          |
| 3100    | MO106  | All Gender Restroom     | -            | -                   |                          |
| 3100    | MO107  | Office 3125             | 20-740 626   | -                   |                          |
| 3100    | MO108  | Office 3124             | 20-740 626   | -                   |                          |
| 3100    | MO109  | Office 3108             | 20-740 626   | -                   |                          |
| 3100    | MO110  | Office 3107             | 20-740 626   | -                   |                          |
| 3100    | MO111  | Office 3106             | 20-740 626   | -                   |                          |
| 3100    | MO112  | Exit                    | 20-740 626   | 050115 US28         | 33A/99 CD Conversion Kit |
|         |        |                         | 20-740 626   | 26-094 626 XQ11-948 | FSIC Mortise Housing     |
| 3100    | MO113  | Office 3105             | 20-740 626   | -                   |                          |
| 3100    | MO114  | Office 3104             | 20-740 626   | -                   |                          |
| 3100    | MO115  | Office 3103             | 20-740 626   | -                   |                          |
| 3100    | MO116  | Office 3102             | 20-740 626   | -                   |                          |
| 3100    | MO117  | Office 3101             | 20-740 626   | -                   |                          |
| 3100    | MO118  | Exit                    | 20-740 626   | 050115 US28         | 33A/99 CD Conversion Kit |
|         |        |                         | 20-740 626   | 26-094 626 XQ11-948 | FSIC Mortise Housing     |
| 3100    | MO119  | Custodian Closet        | 20-740 626   | -                   |                          |
| 3100    | MO120  | Key Room                | 20-740 626   | -                   |                          |
| 3100    | MO121  | Storage Room            | 20-740 626   | -                   |                          |
| 3100    | MO122  | Break Room              | -            | -                   |                          |
| 3100    | MO123  | Plan Room               | 20-740 626   | -                   |                          |
| 3100    | MO124  | Men's Locker            | -            | -                   |                          |
| 3100    | MO125  | Women's Locker          | -            | -                   |                          |
| 3100    | MO126  | Women's Locker Interior | -            | -                   |                          |



Las Positas College Door Schedule

| Bldg. # | Door # | Description      | New Cylinder     | New Hardware | Hardware Description     |
|---------|--------|------------------|------------------|--------------|--------------------------|
| 3100    | MO127  | Break Room Exit  | 20-740 626       | 090074       | NL Drive Screw           |
| 3100    | MO128  | Break Room Exit  | 20-740 626       | 090074       | NL Drive Screw           |
|         |        |                  | XQ13-115 114 626 | 050115 US28  | 33A/99 CD Conversion Kit |
| 3100    | MO129  | Gate             | 47-743 606       | -            |                          |
| 3100    | MO130  | Data             | 20-740 626       | -            |                          |
| 3100    | MO131  | Electrical       | 20-740 626       | -            |                          |
| 3100    | MO132  | Locker 1         | 47-743 606       | -            |                          |
| 3100    | MO133  | Locker 1         | 47-743 606       | -            |                          |
| 3100    | MO134  | Locker 1         | 47-743 606       | -            |                          |
| 3100    | MO135  | Locker 2         | 47-743 606       | -            |                          |
| 3100    | MO136  | Locker 2         | 47-743 606       | -            |                          |
| 3100    | MO137  | Locker 3         | 47-743 606       | -            |                          |
| 3100    | MO138  | Locker 4         | 47-743 606       | -            |                          |
| 3100    | MO139  | Locker 4         | 47-743 606       | -            |                          |
| 3100    | MO140  | Locker 4         | 47-743 606       | -            |                          |
| 3100    | MO141  | Locker/Office 5  | 20-750 606       | -            |                          |
|         |        |                  | 20-744 606       | -            |                          |
| 3100    | MO142  | Locker 6         | 20-750 606       | -            |                          |
|         |        |                  | 20-744 606       | -            |                          |
| 3100    | MO143  | Locker 6         | 47-743 606       | -            |                          |
| 3100    | MO144  | Locker 6         | 47-743 606       | -            |                          |
| 3100    | MO145  | Locker 7         | 47-743 606       | -            |                          |
| 3100    | MO146A | Locker 7         | 47-743 606       | -            |                          |
| 3100    | MO146B | Locker 7         | 47-743 606       | -            |                          |
| 3100    | MO147A | Locker 8         | 47-743 606       | -            |                          |
| 3100    | MO147B | Locker 8         | 47-743 606       | -            |                          |
| 3100    | MO148  | Locker 9         | 47-743 606       | -            |                          |
| 3100    | MO149  | Locker 10        | 47-743 606       | -            |                          |
| 3100    | MO150  | Locker 10        | 47-743 606       | -            |                          |
| 3100    | MO151  | Locker 10        | 47-743 606       | -            |                          |
| 3100    | MO152  | Locker 11        | 47-743 606       | -            |                          |
| 3100    | MO153  | Locker 11        | 47-743 606       | -            |                          |
| 3100    | MO154  | Locker 11        | 47-743 606       | -            |                          |
| 3100    | MO155  | Locker 13        | 47-743 606       | -            |                          |
| 3200    | FA101  | Gazebo           | 20-750 626       | -            |                          |
| 3200    | FA102  | Storage          | 20-740 626       | -            |                          |
| 3200    | FA103  | MDF              | 20-740 626       | -            |                          |
| 3200    | FA104  | Men's Restroom   | 20-740 626       | -            |                          |
| 3200    | FA105  | Women's Restroom | 20-740 626       | -            |                          |
| 3200    | FA106  | Custodian Closet | 20-740 626       | -            |                          |
| 3200    | FA107  | Gate Transformer | 20-740 626       | 090074       | NL Drive Screw           |
|         |        |                  | 20-740 626       | 050115 US28  | 33A/99 CD Conversion Kit |

Las Positas College Door Schedule

| Bldg. # | Door # | Description            | New Cylinder | New Hardware          | Hardware Description                                |
|---------|--------|------------------------|--------------|-----------------------|---|
|         |        |                        | -            | 26-094 626 XQ11-948   | FSIC Mortise Housing                                |
|         |        |                        | 20-740 626   | 090074                | NL Drive Screw                                      |
|         |        |                        | 20-740 626   | 050115 US28           | 33A/99 CD Conversion Kit                            |
|         |        |                        | -            | 26-094 626 XQ11-948   | FSIC Mortise Housing                                |
| 3200    | FA108  | Electrical             | 20-740 626   | -                     |   |
| 3200    | FA109  | Storage                | 20-740 626   | -                     |   |
| 3200    | FA110  | Gate Transformer       | 20-740 626   | 090074                | NL Drive Screw                                      |
|         |        |                        | 20-740 626   | 050115 US28           | 33A/99 CD Conversion Kit                            |
|         |        |                        | -            | 26-094 626 XQ11-948   | FSIC Mortise Housing                                |
|         |        |                        | 20-740 626   | 090074                | NL Drive Screw                                      |
|         |        |                        | 20-740 626   | 050115 US28           | 33A/99 CD Conversion Kit                            |
|         |        |                        | -            | 26-094 626 XQ11-948   | FSIC Mortise Housing                                |
| 3200    | FA111  | Box 1                  | 47-743 606   | -                     |   |
| 3200    | FA112  | Box 1                  | 47-743 606   | -                     |   |
| 3200    | FA113  | Box 2                  | 47-743 606   | -                     |   |
| 3200    | FA114  | Box 3                  | 47-743 606   | -                     |   |
| 4000    | CC101  | Tunnel to Amphitheater | 20-740 626   | 090074                | NL Drive Screw                                      |
|         |        |                        | 20-740 626   | 050115 US28           | 33A/99 CD Conversion Kit                            |
|         |        |                        | -            | 26-094 626 XQ11-948   | FSIC Mortise Housing                                |
| 4000    | CC102  | Tunnel to Stairwell    | 20-740 626   | 050115 US28           | 33A/99 CD Conversion Kit                            |
|         |        |                        | 20-740 626   | 26-094 626 XQ11-948   | FSIC Mortise Housing                                |
| 4000    | CC103  | Stairwell to Prep Room | 20-740 626   | -                     |   |
| 4000    | CC104  | Stairwell to Pit       | 20-765 626   | -                     |   |
| 4000    | CC105  | Electrical Storage     | 20-765 626   | -                     |   |
| 4000    | CC106  | Trap Room              | 20-765 626   | -                     |   |
| 4000    | CC107  | Orchestra Pit          | 20-765 626   | -                     |   |
| 4000    | CC108  | Trap Room to Stairwell | 20-740 626   | 050885 26D LHR        | 99 Series Fire Rated Double Cylinder Conversion Kit |
|         |        |                        | XB13-088 626 |                       |   |
| 4000    | CC109  | Stairwell to Pit       | 20-765 626   | -                     |   |
| 4000    | CC201  | Front Entrance         | 20-740 626   | -                     |   |
|         |        |                        | -            | -                     |   |
| 4000    | CC202  | Interior Courtyard     | -            | -                     |   |
|         |        |                        | 20-740 626   | -                     |   |
|         |        |                        | -            | -                     |   |
|         |        |                        | 20-740 626   | -                     |   |
| 4000    | CC203  | Black Box Foyer 4128   | 20-740 626   | 20-079 626            | FSIC Rim Housing                                    |
|         |        |                        | XB13-088 626 | 99L-F-2 3' 26D RHR 06 | 99 Series Fire Rated Double Cylinder Exit Device    |
|         |        |                        | 20-740 626   | 20-079 626            | FSIC Rim Housing                                    |
|         |        |                        | XB13-088 626 | 99L-F-2 3' 26D LHR 06 | 99 Series Fire Rated Double Cylinder Exit Device    |
|         |        |                        | -            | 26-094 626            | FSIC Mortise Housing                                |
|         |        |                        | 20-740 626   | KR9954 8'5" SP28      | Fire Rated Key Removable Mullion                    |
| 4000    | CC204  | West Exit              | 20-740 626   | -                     |   |

Las Positas College Door Schedule

| Bldg. # | Door # | Description               | New Cylinder     | New Hardware | Hardware Description         |
|---------|--------|---------------------------|------------------|--------------|------------------------------|
| 4000    | CC205  | Choir Rehearsal           | 20-740 626       | -            |                              |
|         |        |                           | XQ13-115 114 626 | 050115 US28  | 33A/99 CD Conversion Kit     |
|         |        |                           | -                | -            |                              |
| 4000    | CC206  | Closet                    | 20-765 626       | -            |                              |
| 4000    | CC207  | Elevator Mechanical       | 20-765 626       | -            |                              |
| 4000    | CC208  | Choir Rehearsal           | 20-740 626       | 090074       | NL Drive Screw               |
| 4000    | CC209  | Recording Room 4139       | 20-765 626       | -            |                              |
| 4000    | CC210  | Instrument Rehearsal 4138 | 20-740 626       | 090074       | NL Drive Screw               |
|         |        |                           | XQ13-115 114 626 | 050115 US28  | 33A/99 CD Conversion Kit     |
|         |        |                           | -                | -            |                              |
| 4000    | CC211  | Instrument Storage        | 20-765 626       | -            |                              |
| 4000    | CC212  | Stairwell Exit Route      | 20-740 626       | 090074       | NL Drive Screw               |
|         |        |                           | XB13-088 626     | 050115 US28  | 33A/99 CD Conversion Kit     |
| 4000    | CC213  | Instrument Rehearsal Exit | 20-740 626       | 090074       | NL Drive Screw               |
|         |        |                           | -                | 050589 US28  | 99 Series Less Dogging Plate |
| 4000    | CC214  | South Exit                | 20-740 626       | -            |                              |
| 4000    | CC215  | Office 4137               | 20-740 626       | -            |                              |
| 4000    | CC216  | Office 4136               | 20-765 626       | -            |                              |
| 4000    | CC217  | Office 4135               | 20-740 626       | -            |                              |
| 4000    | CC218  | Restroom                  | 20-740 626       | -            |                              |
| 4000    | CC219  | Radio Room                | 20-740 626       | 26-094 626   | FSIC Mortise Housing         |
| 4000    | CC220  | Practice Room 4132        | -                | -            |                              |
| 4000    | CC221  | Large Practice Room       | 20-765 626       | -            |                              |
| 4000    | CC222  | Elevator Door             | -                | -            |                              |
| 4000    | CC223  | Gallery                   | 20-740 626       | -            |                              |
|         |        |                           | 20-740 626       | -            |                              |
| 4000    | CC224  | Costume Shop              | 20-765 626       | -            |                              |
| 4000    | CC225  | Gallery Exterior          | -                | -            |                              |
| 4000    | CC226  | Dean's Reception          | 20-740 626       | -            |                              |
|         |        |                           | -                | -            |                              |
| 4000    | CC227  | Dean's Office             | 20-740 626       | -            |                              |
| 4000    | CC228  | Office 4111B              | 20-740 626       | -            |                              |
| 4000    | CC229  | East Exit                 | 20-740 626       | -            |                              |
| 4000    | CC230  | East Exit                 | 20-740 626       | -            |                              |
| 4000    | CC231  | House Manager             | 20-765 626       | -            |                              |
| 4000    | CC232  | Box Office                | 20-765 626       | -            |                              |
| 4000    | CC233  | Women's Restroom          | 20-744 626       | -            |                              |
| 4000    | CC234  | Custodian Closet          | 20-765 626       | -            |                              |
| 4000    | CC235  | Men's Restroom            | 20-744 626       | -            |                              |
| 4000    | CC236  | Box Office to Concessions | 20-765 626       | -            |                              |
| 4000    | CC237  | Main Stage Theater 4119   | 20-740 626       | -            |                              |
|         |        |                           | XQ13-115 114 626 | 050115 US28  | 33A/99 CD Conversion Kit     |

Las Positas College Door Schedule

| Bldg. # | Door #  | Description                      | New Cylinder     | New Hardware        | Hardware Description                                |
|---------|---------|----------------------------------|------------------|---------------------|---|
|         |         |                                  | 20-740 626       | -                   |   |
|         |         |                                  | XQ13-115 114 626 | 050115 US28         | 33A/99 CD Conversion Kit                            |
| 4000    | CC238   | Under Bleachers                  | 20-740 626       | 30-137 626          | FSIC Mortise Housing                                |
| 4000    | CC239   | Theater Interior Entrance        | -                | -                   |   |
| 4000    | CC240   | Theater Exit                     | -                | -                   |   |
| 4000    | CC241   | Exit Route                       | 20-740 626       | 090074              | NL Drive Screw                                      |
|         |         |                                  | XB13-088 626     | 050885 26D LHR      | 99 Series Fire Rated Double Cylinder Conversion Kit |
| 4000    | CC242   | Stage Entrance                   | 20-740 626       | 090074              | NL Drive Screw                                      |
|         |         |                                  | XB13-088 626     | 050885 26D LHR      | 99 Series Fire Rated Double Cylinder Conversion Kit |
| 4000    | CC243   | Exit Near Roof Access            | 20-740 626       | -                   |   |
|         |         |                                  | 20-740 626       | 050115 US28         | 33A/99 CD Conversion Kit                            |
|         |         |                                  | -                | 26-094 626 XQ11-948 | FSIC Mortise Housing                                |
| 4000    | CC244   | Light Lock 4120                  | 20-740 626       | 090074              | NL Drive Screw                                      |
|         |         |                                  | XB13-088 626     | 050886 26D RHR      | 99 Series Fire Rated Double Cylinder Conversion Kit |
| 4000    | CC245   | Production Office                | 20-765 626       | -                   |   |
| 4000    | CC245.1 | Production Office Padlock        | 47-743 606       | -                   |   |
| 4000    | CC246   | Quick Change Room                | -                | -                   |   |
| 4000    | CC246B  | Quick Change Room to Restroom    | 20-740 626       | -                   |   |
| 4000    | CC247   | Light Lock Exit Route            | 20-740 626       | -                   |   |
| 4000    | CC248   | Restroom                         | -                | -                   |   |
| 4000    | CC249   | Back Stage Exterior Exit         | 20-740 626       | -                   |   |
|         |         |                                  | -                | -                   |   |
| 4000    | CC250   | Main Stage                       | 20-740 626       | 090074              | NL Drive Screw                                      |
|         |         |                                  | XB13-088 626     | 050885 26D LHR      | 99 Series Fire Rated Double Cylinder Conversion Kit |
| 4000    | CC251   | Back Stage Exit                  | 20-740 626       | -                   |   |
|         |         |                                  | -                | -                   |   |
| 4000    | CC252   | Back Stage to Stairwell          | 20-765 626       | -                   |   |
| 4000    | CC253   | Seats to Back Stage Exit         | 20-740 626       | 090074              | NL Drive Screw                                      |
|         |         |                                  | XB13-088 626     | 050886 26D RHR      | 99 Series Fire Rated Double Cylinder Conversion Kit |
| 4000    | CC254   | Interior Courtyard to Back Stage | -                | 050589 US28         | 99 Series Less Dogging Plate                        |
| 4000    | CC255   | Stage to Stairwell               | 20-740 626       | 090074              | NL Drive Screw                                      |
|         |         |                                  | XB13-088 626     | 050886 26D RHR      | 99 Series Fire Rated Double Cylinder Conversion Kit |
| 4000    | CC256   | Stairwell to Stage               | 20-740 626       | 090074              | NL Drive Screw                                      |
|         |         |                                  | XB13-088 626     | 050885 26D LHR      | 99 Series Fire Rated Double Cylinder Conversion Kit |
| 4000    | CC257   | Stage Interior Entrance          | -                | -                   |   |
| 4000    | CC258   | Under Bleachers                  | 20-740 626       | 30-137 626          | FSIC Mortise Housing                                |
| 4000    | CC259   | Theater Entrance                 | 20-740 626       | -                   |   |
|         |         |                                  | XQ13-115 114 626 | 050115 US28         | 33A/99 CD Conversion Kit                            |
|         |         |                                  | 20-740 626       | -                   |   |
|         |         |                                  | XQ13-115 114 626 | 050115 US28         | 33A/99 CD Conversion Kit                            |
| 4000    | CC260   | Closet 4118                      | 20-765 626       | -                   |   |
| 4000    | CC261   | Black Box Theater Entrance       | 20-740 626       | -                   |   |

Las Positas College Door Schedule

| Bldg. # | Door # | Description               | New Cylinder     | New Hardware        | Hardware Description     |
|---------|--------|---------------------------|------------------|---------------------|--------------------------|
|         |        |                           | XQ13-115 114 626 | 050115 US28         | 33A/99 CD Conversion Kit |
| 4000    | CC262  | Electrical                | 20-740 626       | -                   |                          |
| 4000    | CC263  | Black Box Entrance        | 20-740 626       | -                   |                          |
|         |        |                           | XQ13-115 114 626 | 050115 US28         | 33A/99 CD Conversion Kit |
| 4000    | CC264  | Storage                   | 20-765 626       | -                   |                          |
| 4000    | CC265  | Storage                   | 20-765 626       | -                   |                          |
| 4000    | CC266  | Exit Stage Right          | 20-740 626       | -                   |                          |
|         |        |                           | XQ13-115 114 626 | 050115 US28         | 33A/99 CD Conversion Kit |
| 4000    | CC267  | Storage Behind Stage      | 20-765 626       | -                   |                          |
| 4000    | CC268  | Storage Behind Stage      | 20-765 626       | -                   |                          |
| 4000    | CC269  | Storage Behind Stage      | 20-765 626       | -                   |                          |
| 4000    | CC270  | Storage Behind Stage      | 20-765 626       | -                   |                          |
| 4000    | CC271  | Exit Stage Left           | 20-740 626       | -                   |                          |
|         |        |                           | XQ13-115 114 626 | 050115 US28         | 33A/99 CD Conversion Kit |
| 4000    | CC272  | Exit Door                 | 20-740 626       | 050115 US28         | 33A/99 CD Conversion Kit |
|         |        |                           | 20-740 626       | 26-094 626 XQ11-948 | FSIC Mortise Housing     |
| 4000    | CC273  | Corridor                  | -                | -                   |                          |
| 4000    | CC274  | Corridor                  | -                | -                   |                          |
| 4000    | CC275  | Drama Rehearsal           | 20-740 626       | -                   |                          |
|         |        |                           | XQ13-115 114 626 | 050115 US28         | 33A/99 CD Conversion Kit |
| 4000    | CC276  | Costume Storage           | 20-740 626       | -                   |                          |
| 4000    | CC277  | Costume Storage           | 20-740 626       | -                   |                          |
| 4000    | CC278  | Drama Rehearsal Exterior  | 20-740 626       | -                   |                          |
|         |        |                           | XQ13-115 114 626 | 050115 US28         | 33A/99 CD Conversion Kit |
|         |        |                           | 20-740 626       | -                   |                          |
| 4000    | CC279  | Scene Shop                | 20-765 626       | -                   |                          |
| 4000    | CC280  | Paint Room                | 20-765 626       | -                   |                          |
| 4000    | CC281  | Tool Room                 | 20-765 626       | -                   |                          |
| 4000    | CC282  | Shop Office               | 20-765 626       | -                   |                          |
| 4000    | CC283  | Scene Shop                | 20-765 626       | -                   |                          |
| 4000    | CC284  | Men's Dressing Room       | 20-765 626       | -                   |                          |
| 4000    | CC285  | Men's Dressing Restroom   | 20-744 626       | -                   |                          |
| 4000    | CC286  | Women's Dressing Room     | 20-765 626       | -                   |                          |
| 4000    | CC287  | Women's Dressing Restroom | 20-744 626       | -                   |                          |
| 4000    | CC288  | Green Room                | 20-765 626       | -                   |                          |
| 4000    | CC289  | Green Room to Courtyard   | 20-740 626       | -                   |                          |
|         |        |                           | XQ13-115 114 626 | 050115 US28         | 33A/99 CD Conversion Kit |
|         |        |                           | -                | -                   |                          |
| 4000    | CC290  | Corridor Entrance         | 20-740 626       | -                   |                          |
| 4000    | CC291  | Telecom Room              | 20-765 626       | -                   |                          |
| 4000    | CC292  | Electrical Room           | 20-740 626       | -                   |                          |
| 4000    | CC293  | Transformer Gate          | 20-765 626       | -                   |                          |

Las Positas College Door Schedule

| Bldg. # | Door #  | Description            | New Cylinder | New Hardware | Hardware Description         |
|---------|---------|------------------------|--------------|--------------|------------------------------|
| 4000    | CC293.1 | Transformer Padlock    | 47-743 606   | -            |                              |
| 4000    | CC301   | Cat Walk               | 20-740 626   | -            |                              |
| 4000    | CC302   | Cat Walk               | 20-765 626   | -            |                              |
| 4000    | CC303   | Control Room           | 20-740 626   | -            |                              |
| 4000    | CC304   | Elevator Door          | -            | -            |                              |
| 4000    | CC305   | Data Closet            | 20-765 626   | -            |                              |
| 4000    | CC306   | Closet                 | 20-765 626   | -            |                              |
| 4000    | CC307   | Practice Room Corridor | 20-740 626   | -            |                              |
|         |         |                        | 20-740 626   | -            |                              |
| 4000    | CC308   | Practice 4218          | 20-740 626   | -            |                              |
| 4000    | CC309   | Practice 4219          | 20-740 626   | -            |                              |
| 4000    | CC310   | Practice 4220          | 20-740 626   | -            |                              |
| 4000    | CC311   | Practice 4221          | 20-740 626   | -            |                              |
| 4000    | CC312   | Practice 4222          | 20-740 626   | -            |                              |
| 4000    | CC313   | Practice 4223          | 20-740 626   | -            |                              |
| 4000    | CC314   | Practice 4224          | 20-765 626   | -            |                              |
| 4000    | CC315   | Practice 4225          | 20-765 626   | -            |                              |
| 4000    | CC316   | Practice Hall Exit     | 20-740 626   | 090074       | NL Drive Screw               |
|         |         |                        | -            | 050589 US28  | 99 Series Less Dogging Plate |
| 4000    | CC317   | Piano Theory Lab       | 20-765 626   | -            |                              |
| 4000    | CC318   | Office 4227            | 20-765 626   | -            |                              |
| 4000    | CC319   | Office 4228            | 20-765 626   | -            |                              |
| 4000    | CC320   | Office 4229            | 20-765 626   | -            |                              |
| 4000    | CC321   | Office 4230            | 20-765 626   | -            |                              |
| 4000    | CC322   | Office 4231            | 20-765 626   | -            |                              |
| 4000    | CC323   | Office 4232            | 20-740 626   | -            |                              |
| 4000    | CC324   | Restroom               | 20-740 626   | -            |                              |
|         |         |                        | -            | -            |                              |
| 4000    | CC325   | Custodian Closet 4234  | 20-765 626   | -            |                              |
| 4000    | CC326   | Office 4236            | 20-765 626   | -            |                              |
| 4000    | CC327   | Office 4237            | 20-765 626   | -            |                              |
| 4000    | CC328   | Office 4238            | 20-765 626   | -            |                              |
| 4000    | CC329   | Roof Deck              | 20-740 626   | -            |                              |
|         |         |                        | -            | -            |                              |
| 4000    | CC330   | Music Library          | 20-765 626   | -            |                              |
| 4000    | CC331   | Music Design Lab       | 20-765 626   | -            |                              |
| 4000    | CC332   | Speech Classroom 4212  | 20-765 626   | -            |                              |
| 4000    | CC333   | Speech Classroom 4213  | 20-765 626   | -            |                              |
| 4000    | CC334   | Patio                  | 20-740 626   | -            |                              |
| 4000    | CC335   | Forensics Center 4211  | 20-765 626   | -            |                              |
| 4000    | CC335A  | Men's Restroom         | 20-744 606   | -            |                              |
| 4000    | CC335B  | Forensics Office 4211A | 20-765 626   | -            |                              |

Las Positas College Door Schedule

| Bldg. # | Door # | Description               | New Cylinder     | New Hardware          | Hardware Description                             |
|---------|--------|---------------------------|------------------|-----------------------|--|
| 4000    | CC335C | Storage 4211B             | 20-765 626       | -                     |  |
| 4000    | CC336  | Main Theater Stage        | 20-740 626       | 20-079 626            | FSIC Rim Housing                                 |
|         |        |                           | XB13-088 626     | 99L-F-2 3' 26D RHR 06 | 99 Series Fire Rated Double Cylinder Exit Device |
|         |        |                           | 20-740 626       | 20-079 626            | FSIC Rim Housing                                 |
|         |        |                           | XB13-088 626     | 99L-F-2 3' 26D LHR 06 | 99 Series Fire Rated Double Cylinder Exit Device |
|         |        |                           | -                | 26-094 626            | FSIC Mortise Housing                             |
|         |        |                           | 20-740 626       | KR9954 8'5" SP28      | Fire Rated Key Removable Mullion                 |
| 4000    | CC337  | Main Theater Stage        | 20-740 626       | 20-079 626            | FSIC Rim Housing                                 |
|         |        |                           | XB13-088 626     | 99L-F-2 3' 26D RHR 06 | 99 Series Fire Rated Double Cylinder Exit Device |
|         |        |                           | 20-740 626       | 20-079 626            | FSIC Rim Housing                                 |
|         |        |                           | XB13-088 626     | 99L-F-2 3' 26D LHR 06 | 99 Series Fire Rated Double Cylinder Exit Device |
|         |        |                           | -                | 26-094 626            | FSIC Mortise Housing                             |
|         |        |                           | 20-740 626       | KR9954 8'5" SP28      | Fire Rated Key Removable Mullion                 |
| 4000    | CC338  | Women's Restroom          | 20-744 606       | -                     |  |
| 4000    | CC339  | Theater Exit Stairs       | 20-740 626       | 090074                | NL Drive Screw                                   |
| 4000    | CC340  | Technical Gallery         | 20-765 626       | -                     |  |
| 4000    | CC341  | Technical Gallery Exit    | 20-765 626       | -                     |  |
| 4000    | CC342  | Control Room              | 20-765 626       | -                     |  |
| 4000    | CC343  | Theater Exit Stairs       | 20-740 626       | 090074                | NL Drive Screw                                   |
| 4000    | CC344  | Technical Gallery         | 20-765 626       | -                     |  |
| 4000    | CC345  | Technical Gallery Exit    | 20-765 626       | -                     |  |
| 4000    | CC346  | Fly Gallery               | 20-740 626       | 090074                | NL Drive Screw                                   |
|         |        |                           | XQ13-115 114 626 | 050115 US28           | 33A/99 CD Conversion Kit                         |
| 4000    | CC347  | Drummer Room              | 20-765 626       | -                     |  |
| 4000    | CC348  | Roof Access               | 20-765 626       | -                     |  |
| 4000    | CC349  | Cat Walk                  | 20-740 626       | -                     |  |
| 4000    | CC350  | Follow Spot               | -                | -                     |  |
| 4000    | CC351  | Roof Access               | 20-765 626       | -                     |  |
| 4000    | CC352  | Follow Spot               | -                | -                     |  |
| 4000    | CC353  | Cat Walk                  | 20-740 626       | -                     |  |
| 4000    | CC354  | Fly Gallery               | 20-740 626       | -                     |  |
| 4000    | CC355  | Amphitheater Room         | 20-765 626       | -                     |  |
| 4000    | CC356  | Men's Restroom            | 20-744 606       | -                     |  |
| 4000    | CC-G1  | Amphitheater Gate Padlock | 47-743 606       | -                     |  |
| 4000    | CC-P1  | Electrical Box Padlock    | 47-743 606       | -                     |  |
| 4000    | CC-G2  | Gate 2                    | 47-743 606       | -                     |  |
| PG&E    | PG100  | PG&E Meter                | 47-743 606       | -                     |  |
| PG&E    | PG101  | Utility Metering Panels   | 47-743 606       | -                     |  |
| PG&E    | PG102  | Sample Station            | 47-743 606       | -                     |  |
| PG&E    | PG103  | Elec Gate                 | 47-743 606       | -                     |  |
| PG&E    | PG104  | Elec                      | 47-743 606       | -                     |  |
| SP      | SA-P1  | Solar Panels Gate         | 47-743 606       | -                     |  |

Las Positas College Door Schedule

| Bldg. # | Door # | Description                | New Cylinder | New Hardware | Hardware Description     |
|---------|--------|----------------------------|--------------|--------------|--------------------------|
| -       | CP100  | Transformer (Soccer Field) | 47-743 606   | -            |                          |
| TF      | TF100  | Gate                       | 20-740 626   | -            |                          |
| TF      | TF100  |                            | 20-740 626   | 050115 US28  | 33A/99 CD Conversion Kit |
| TF      | TF101  | Gate                       | -            | -            |                          |
| TF      | TF102  | Gate                       | 20-740 626   | -            |                          |
| TF      | TF102  |                            | 20-740 626   | 050115 US28  | 33A/99 CD Conversion Kit |
| TF      | TF103  | Gate                       | -            | -            |                          |
| TF      | TF104  | Gate                       | 20-740 626   | -            |                          |
| TF      | TF104  |                            | 20-740 626   | 050115 US28  | 33A/99 CD Conversion Kit |
| TF      | TF105  | Gate                       | -            | -            |                          |
| TF      | TF106  | Gate                       | -            | -            |                          |
| TF      | TF107  | Gate                       | -            | -            |                          |
| TF      | TF108  | Gate                       | -            | -            |                          |
| TF      | TF-P1  | Elec                       | 47-743 626   | -            |                          |
| TF      | TF-P2  | Elec                       | 47-743 626   | -            |                          |
| TF      | TF-P3  | Elec                       | 47-743 626   | -            |                          |
| TF      | TF-P4  | Elec                       | 47-743 626   | -            |                          |
| TF      | TF-P5  | Elec                       | 47-743 626   | -            |                          |
| TF      | TF-P6  | Elec                       | 47-743 626   | -            |                          |
| TF      | TF-P7  | Elec                       | 47-743 626   | -            |                          |
| TF      | TF-P8  | Gate                       | 47-743 626   | -            |                          |
| TF      | TF-P9  | Rollup                     | 47-743 626   | -            |                          |
| TF      | TF-P10 | Rollup                     | 47-743 626   | -            |                          |
| TF      | TF-P11 | Rollup                     | 47-743 626   | -            |                          |
| TF      | TF-P12 | Rollup                     | 47-743 626   | -            |                          |
| TF      | TF-P13 | Rollup                     | 47-743 626   | -            |                          |
| TF      | TF-P14 | Rollup                     | 47-743 626   | -            |                          |
| TF      | TF-P15 | Gate                       | 47-743 626   | -            |                          |
| TF      | TF-P16 | Rollup                     | 47-743 626   | -            |                          |
| TF      | TF-P17 | Rollup                     | 47-743 626   | -            |                          |
| TF      | TF-P18 | Rollup                     | 47-743 626   | -            |                          |
| TF      | TF-P19 | Rollup                     | 47-743 626   | -            |                          |





**OPENING**  
TECHNOLOGIES, INC.

2050 COMMERCE AVENUE  
CONCORD, CA 94520

PHONE: 925.674.6900  
FAX: 925.674.6995

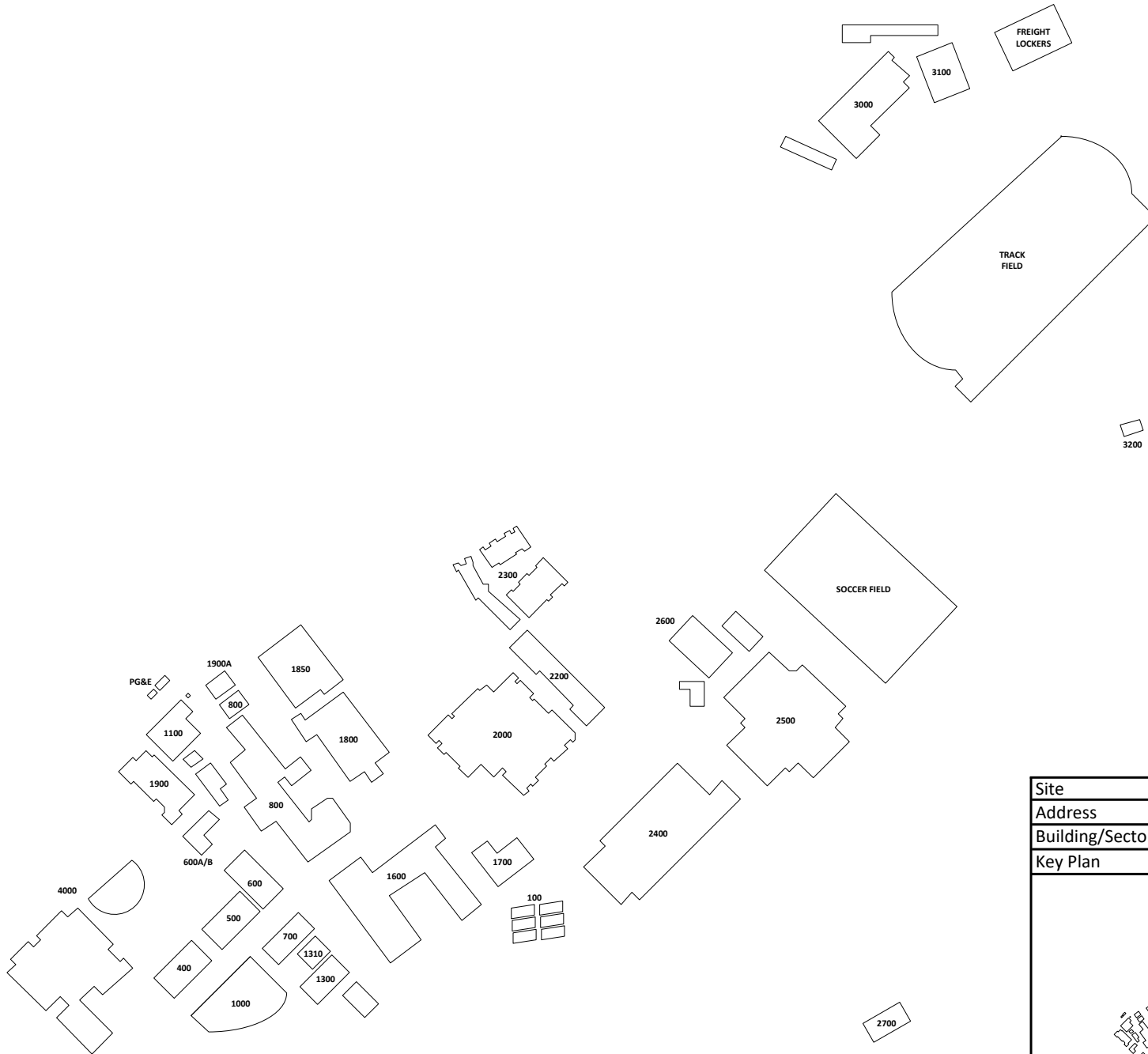
Disclaimer: The detail provided in this document is intended to assist in the planning or installation of products and is not drawn to scale. This drawing is not endorsed by any manufacturer and includes no warranty for errors or omissions. Persons referencing this document do so at their own risk and should exercise due diligence and caution. This document is copyrighted and not for distribution or duplication, all rights reserved. © 2019



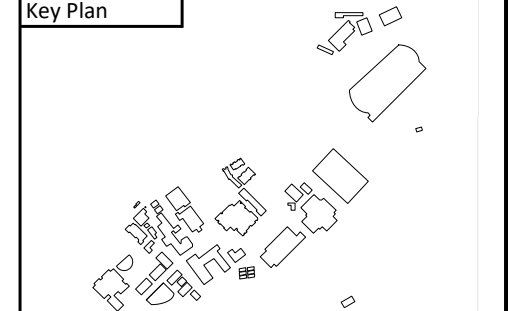
**Chabot Las Positas Community College District**

DATE  
1/7/2019

SHEET  
**A2. 1**



|                 |   |
|-----------------|---|
| Site            | <b>Las Positas College</b>                  |
| Address         | 3000 Campus Hill Drive, Livermore, CA 94551 |
| Building/Sector | <b>Site Overview</b>                        |
| Key Plan        |   |





**OPENING**  
TECHNOLOGIES, INC.

2050 COMMERCE AVENUE    PHONE: 925.674.6900  
CONCORD, CA 94520    FAX: 925.674.6995

Disclaimer: The detail provided in this document is intended to assist in the planning or installation of products and is not drawn to scale. This drawing is not endorsed by any manufacturer and includes no warranty for errors or omissions. Persons referencing this document do so at their own risk and should exercise due diligence and caution. This document is copyrighted and not for distribution or duplication, all rights reserved. © 2019



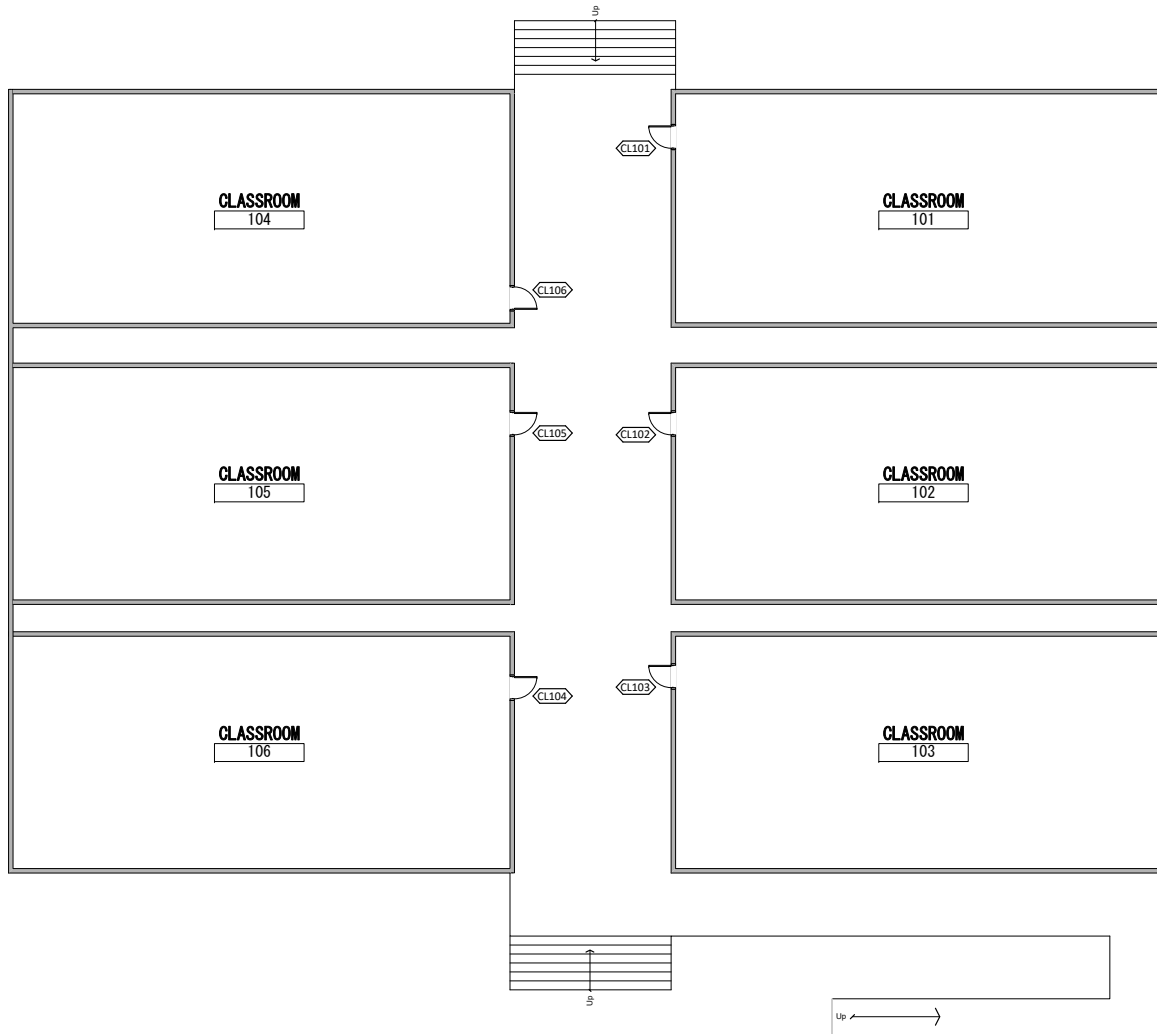
**Chabot Las Positas Community College District**

DATE

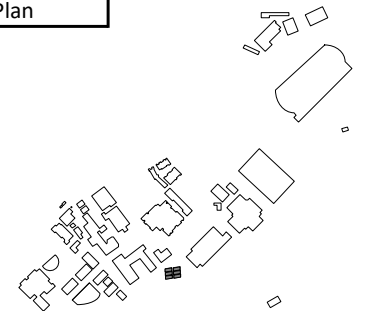
1/7/2019

SHEET

**A2. 2**



|                 |   |
|-----------------|---|
| Site            | <b>Las Positas College</b>                  |
| Address         | 3000 Campus Hill Drive, Livermore, CA 94551 |
| Building/Sector | <b>100 Classrooms</b>                       |
| Key Plan        |   |





**OPENING**  
TECHNOLOGIES, INC.

2050 COMMERCE AVENUE  
CONCORD, CA 94520

PHONE: 925.674.6900  
FAX: 925.674.6995

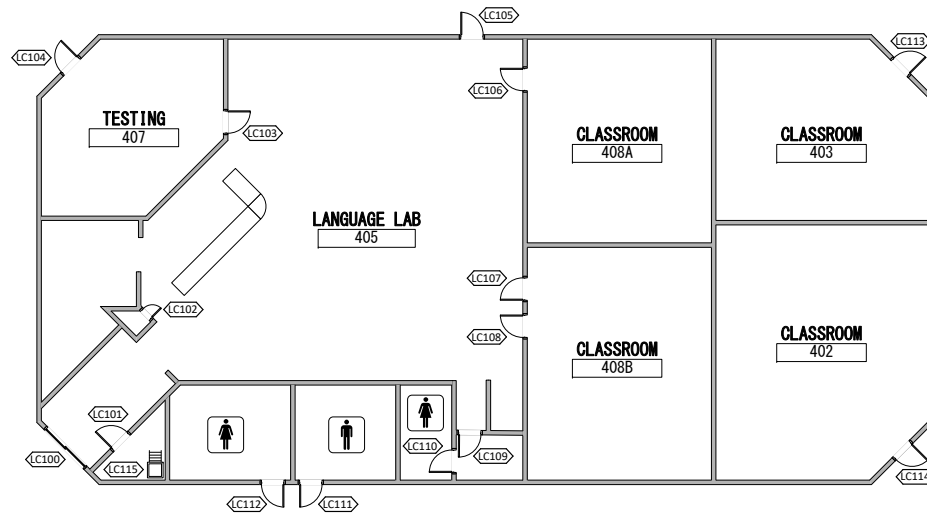
Disclaimer: The detail provided in this document is intended to assist in the planning or installation of products and is not drawn to scale. This drawing is not endorsed by any manufacturer and includes no warranty for errors or omissions. Persons referencing this document do so at their own risk and should exercise due diligence and caution. This document is copyrighted and not for distribution or duplication, all rights reserved. © 2019



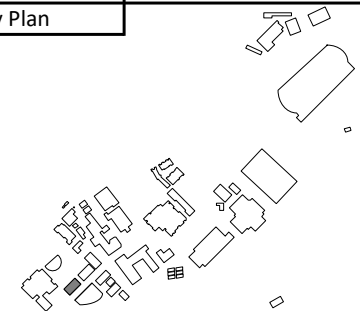
**Chabot Las Positas Community College District**

DATE  
1/7/2019

SHEET  
**A2. 2**



|                 |   |
|-----------------|---|
| Site            | <b>Las Positas College</b>                  |
| Address         | 3000 Campus Hill Drive, Livermore, CA 94551 |
| Building/Sector | <b>400 English Classrooms &amp; Lab</b>     |
| Key Plan        |   |





**OPENING**  
TECHNOLOGIES, INC.

2050 COMMERCE AVENUE  
CONCORD, CA 94520

PHONE: 925.674.6900  
FAX: 925.674.6995

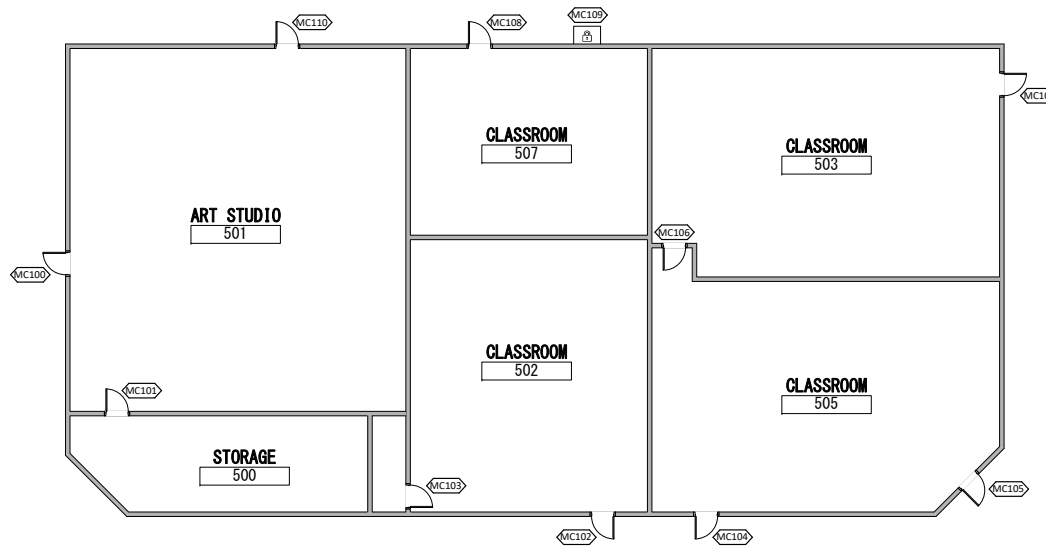
Disclaimer: The detail provided in this document is intended to assist in the planning or installation of products and is not drawn to scale. This drawing is not endorsed by any manufacturer and includes no warranty for errors or omissions. Persons referencing this document do so at their own risk and should exercise due diligence and caution. This document is copyrighted and not for distribution or duplication, all rights reserved. © 2019



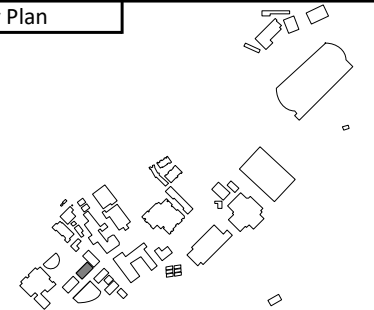
**Chabot Las Positas Community College District**

DATE  
1/7/2019

SHEET  
**A2. 2**



|                 |   |
|-----------------|---|
| Site            | <b>Las Positas College</b>                  |
| Address         | 3000 Campus Hill Drive, Livermore, CA 94551 |
| Building/Sector | <b>500 Fine Arts</b>                        |
| Key Plan        |   |





**OPENING**  
TECHNOLOGIES, INC.

2050 COMMERCE AVENUE  
CONCORD, CA 94520

PHONE: 925.674.6900  
FAX: 925.674.6995

Disclaimer: The detail provided in this document is intended to assist in the planning or installation of products and is not drawn to scale. This drawing is not endorsed by any manufacturer and includes no warranty for errors or omissions. Persons referencing this document do so at their own risk and should exercise due diligence and caution. This document is copyrighted and not for distribution or duplication, all rights reserved. © 2019



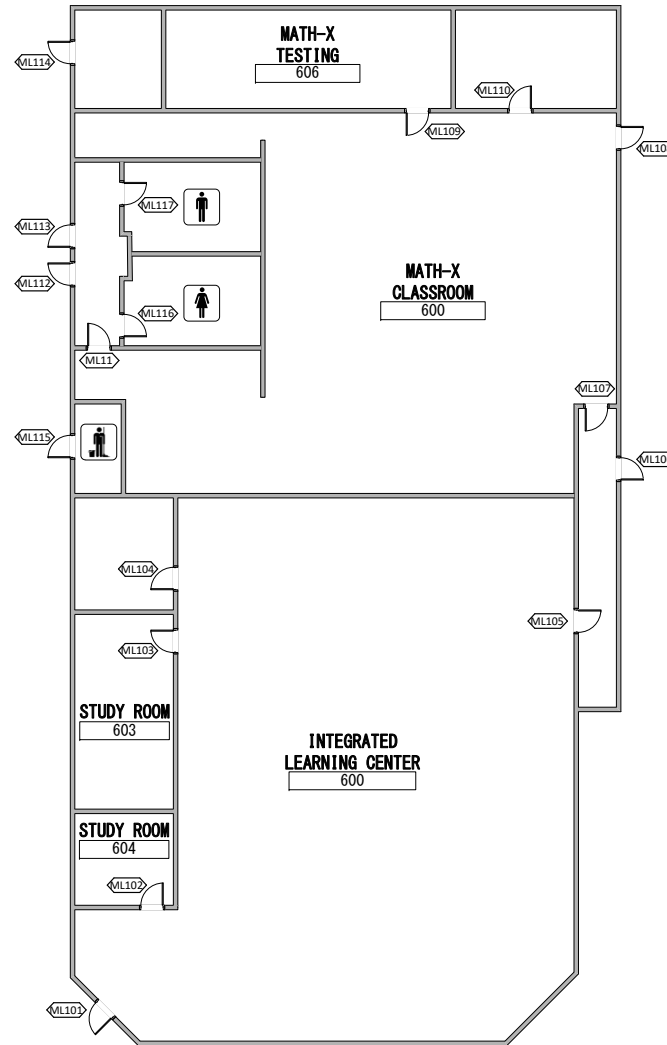
**Chabot Las Positas Community College District**

DATE

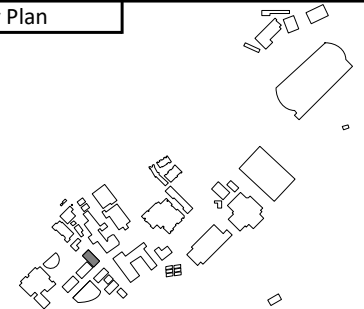
1/7/2019

SHEET

**A2. 2**



|                 |   |
|-----------------|---|
| Site            | <b>Las Positas College</b>                  |
| Address         | 3000 Campus Hill Drive, Livermore, CA 94551 |
| Building/Sector | <b>600 - Math Lab</b>                       |
| Key Plan        |   |





**OPENING**  
TECHNOLOGIES, INC.

2050 COMMERCE AVENUE  
CONCORD, CA 94520

PHONE: 925.674.6900  
FAX: 925.674.6995

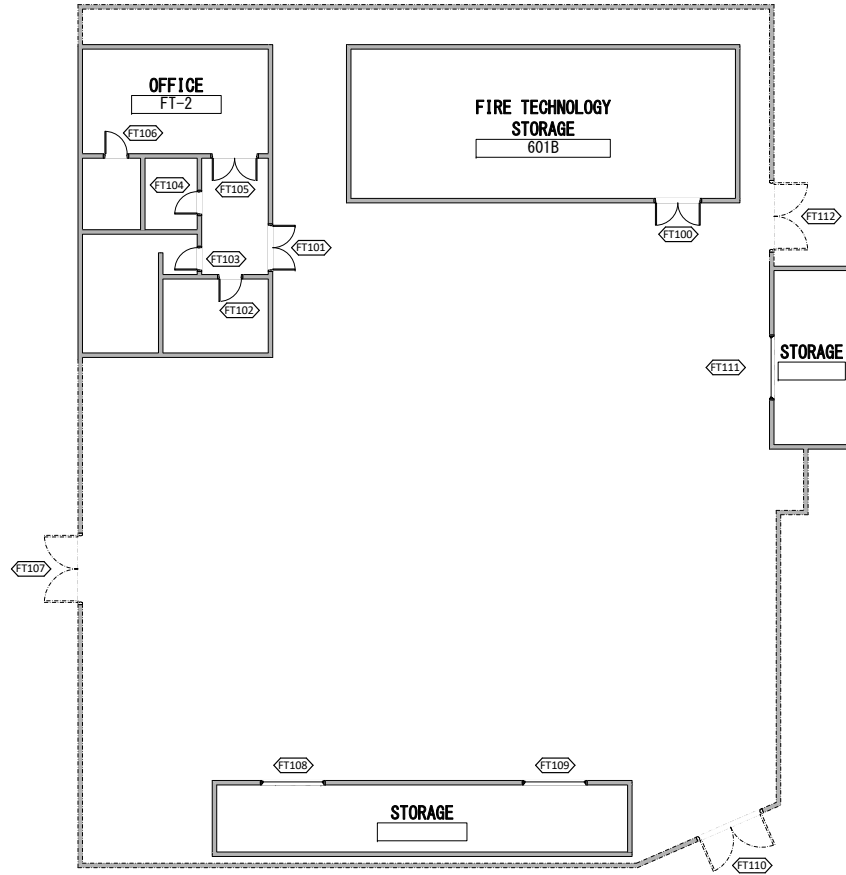
Disclaimer: The detail provided in this document is intended to assist in the planning or installation of products and is not drawn to scale. This drawing is not endorsed by any manufacturer and includes no warranty for errors or omissions. Persons referencing this document do so at their own risk and should exercise due diligence and caution. This document is copyrighted and not for distribution or duplication, all rights reserved. © 2019



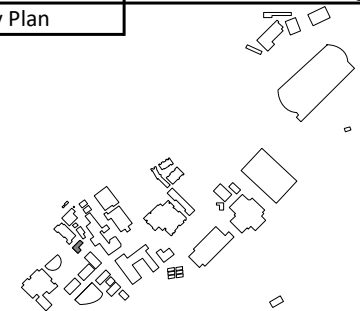
**Chabot Las Positas Community College District**

DATE  
1/7/2019

SHEET  
**A2. 2**



|                 |   |
|-----------------|---|
| Site            | <b>Las Positas College</b>                  |
| Address         | 3000 Campus Hill Drive, Livermore, CA 94551 |
| Building/Sector | <b>600AB Fire Technology</b>                |
| Key Plan        |   |





**OPENING**  
TECHNOLOGIES, INC.

2050 COMMERCE AVENUE    PHONE: 925.674.6900  
CONCORD, CA 94520    FAX: 925.674.6995

Disclaimer: The detail provided in this document is intended to assist in the planning or installation of products and is not drawn to scale. This drawing is not endorsed by any manufacturer and includes no warranty for errors or omissions. Persons referencing this document do so at their own risk and should exercise due diligence and caution. This document is copyrighted and not for distribution or duplication, all rights reserved. © 2019



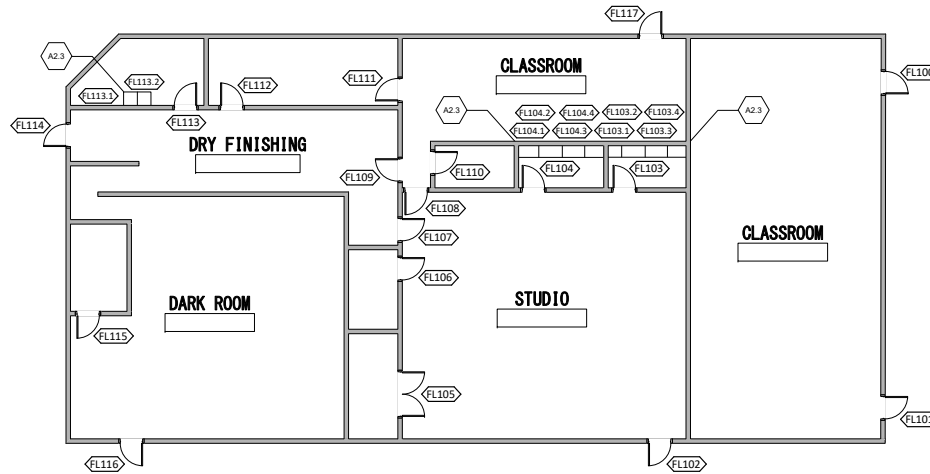
**Chabot Las Positas Community College District**

DATE

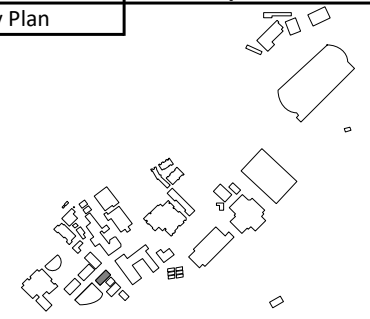
1/7/2019

SHEET

**A2. 2**



|                 |   |
|-----------------|---|
| Site            | <b>Las Positas College</b>                  |
| Address         | 3000 Campus Hill Drive, Livermore, CA 94551 |
| Building/Sector | <b>700 Computer Lab</b>                     |
| Key Plan        |   |





**OPENING**  
TECHNOLOGIES, INC.

2050 COMMERCE AVENUE  
CONCORD, CA 94520

PHONE: 925.674.6900  
FAX: 925.674.6995

**Disclaimer:** The detail provided in this document is intended to assist in the planning or installation of products and is not drawn to scale. This drawing is not endorsed by any manufacturer and includes no warranty for errors or omissions. Persons referencing this document do so at their own risk and should exercise due diligence and caution. This document is copyrighted and not for distribution or duplication, all rights reserved. © 2019



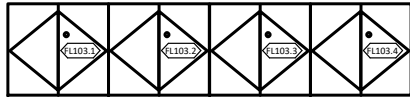
**Chabot Las Positas Community College District**

DATE

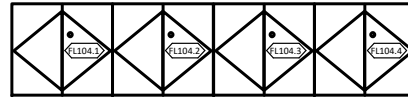
1/7/2019

SHEET

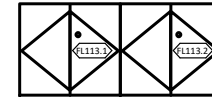
**A2. 3**



Storage 700 FL103  
A2.2

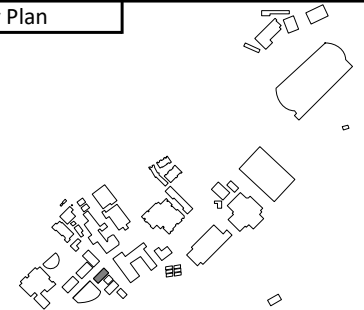


Storage 700 FL104  
A2.2



Equipment Checkout 700 FL113  
A2.2

|                 |   |
|-----------------|---|
| Site            | <b>Las Positas College</b>                  |
| Address         | 3000 Campus Hill Drive, Livermore, CA 94551 |
| Building/Sector | <b>700 Cabinets</b>                         |
| Key Plan        |   |







**OPENING**  
TECHNOLOGIES, INC.

2050 COMMERCE AVENUE  
CONCORD, CA 94520

PHONE: 925.674.6900  
FAX: 925.674.6995

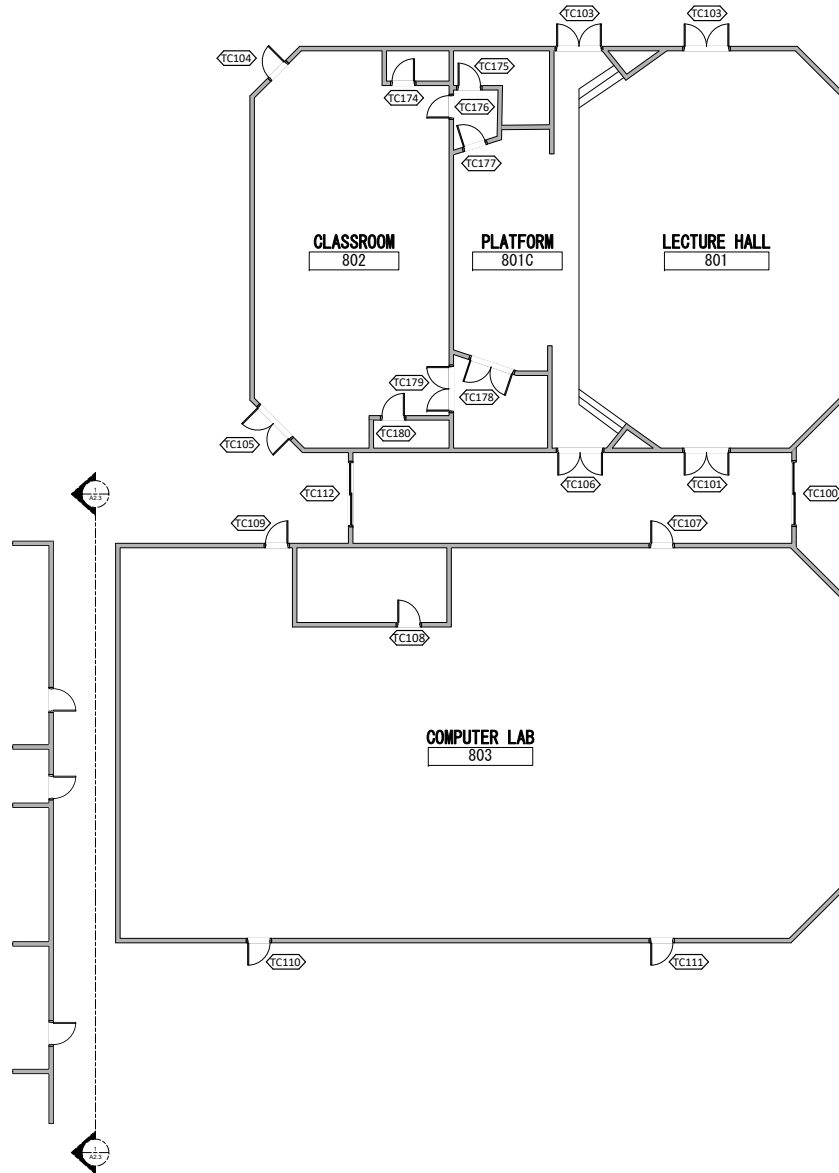
Disclaimer: The detail provided in this document is intended to assist in the planning or installation of products and is not drawn to scale. This drawing is not endorsed by any manufacturer and includes no warranty for errors or omissions. Persons referencing this document do so at their own risk and should exercise due diligence and caution. This document is copyrighted and not for distribution or duplication, all rights reserved. © 2019



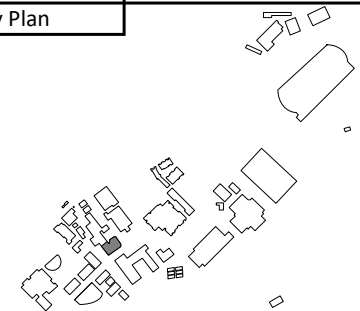
**Chabot Las Positas Community College District**

DATE  
1/7/2019

SHEET  
**A2. 2**



|                 |   |
|-----------------|---|
| Site            | <b>Las Positas College</b>                  |
| Address         | 3000 Campus Hill Drive, Livermore, CA 94551 |
| Building/Sector | <b>800 Tech Voc Center   South</b>          |
| Key Plan        |   |





**OPENING**  
TECHNOLOGIES, INC.

2050 COMMERCE AVENUE  
CONCORD, CA 94520  
PHONE: 925.674.6900  
FAX: 925.674.6995

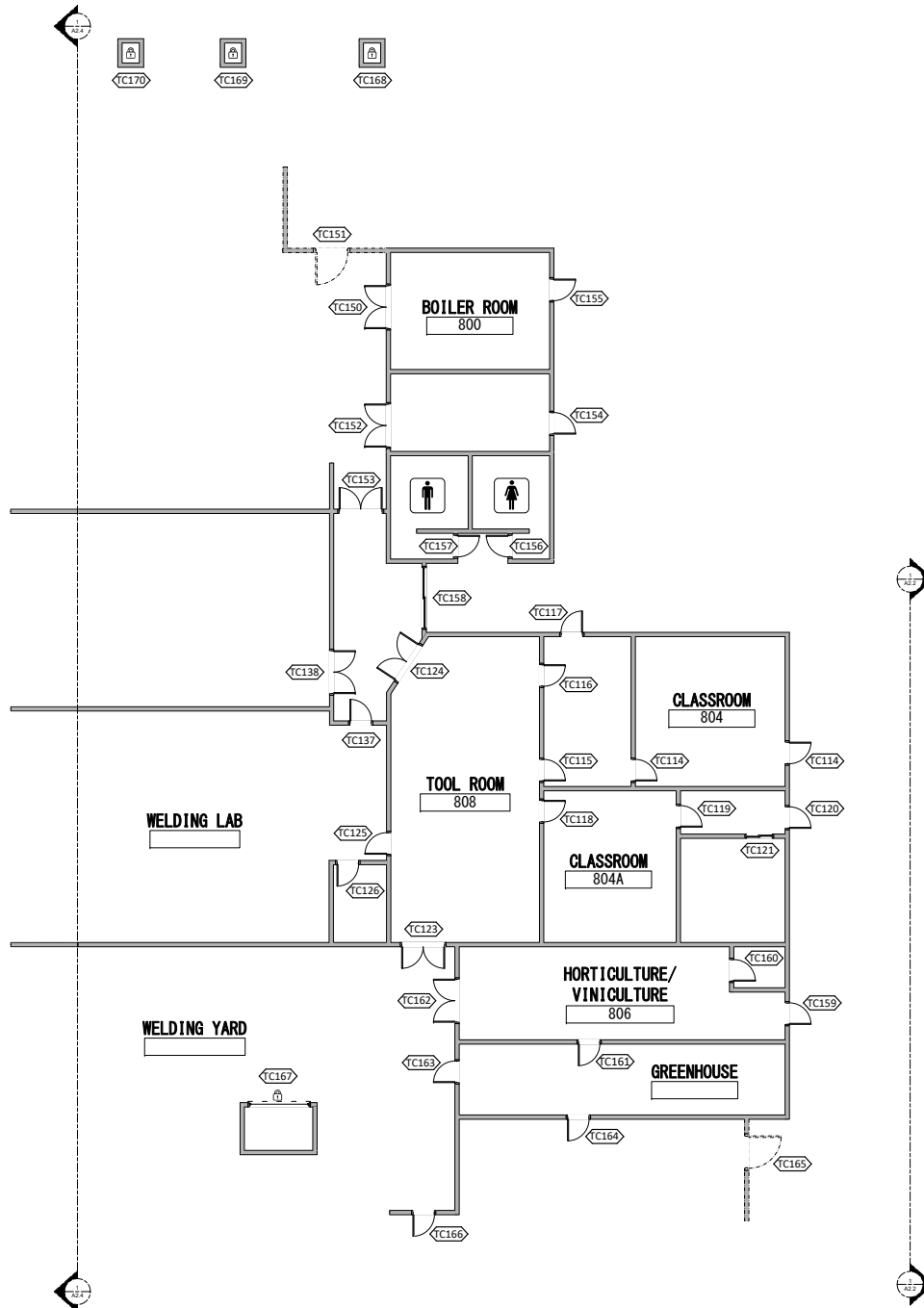
Disclaimer: The detail provided in this document is intended to assist in the planning or installation of products and is not drawn to scale. This drawing is not endorsed by any manufacturer and includes no warranty for errors or omissions. Persons referencing this document do so at their own risk and should exercise due diligence and caution. This document is copyrighted and not for distribution or duplication, all rights reserved. © 2019



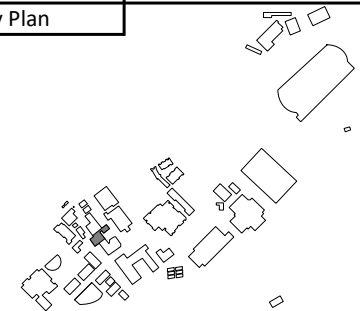
**Chabot Las Positas Community College District**

DATE  
1/7/2019

SHEET  
**A2. 3**



|                 |   |
|-----------------|---|
| Site            | <b>Las Positas College</b>                  |
| Address         | 3000 Campus Hill Drive, Livermore, CA 94551 |
| Building/Sector | <b>800 Tech Voc Center   Center</b>         |
| Key Plan        |   |





OPENING TECHNOLOGIES, INC.

2050 COMMERCE AVENUE  
CONCORD, CA 94520

PHONE: 925.674.6900  
FAX: 925.674.6995

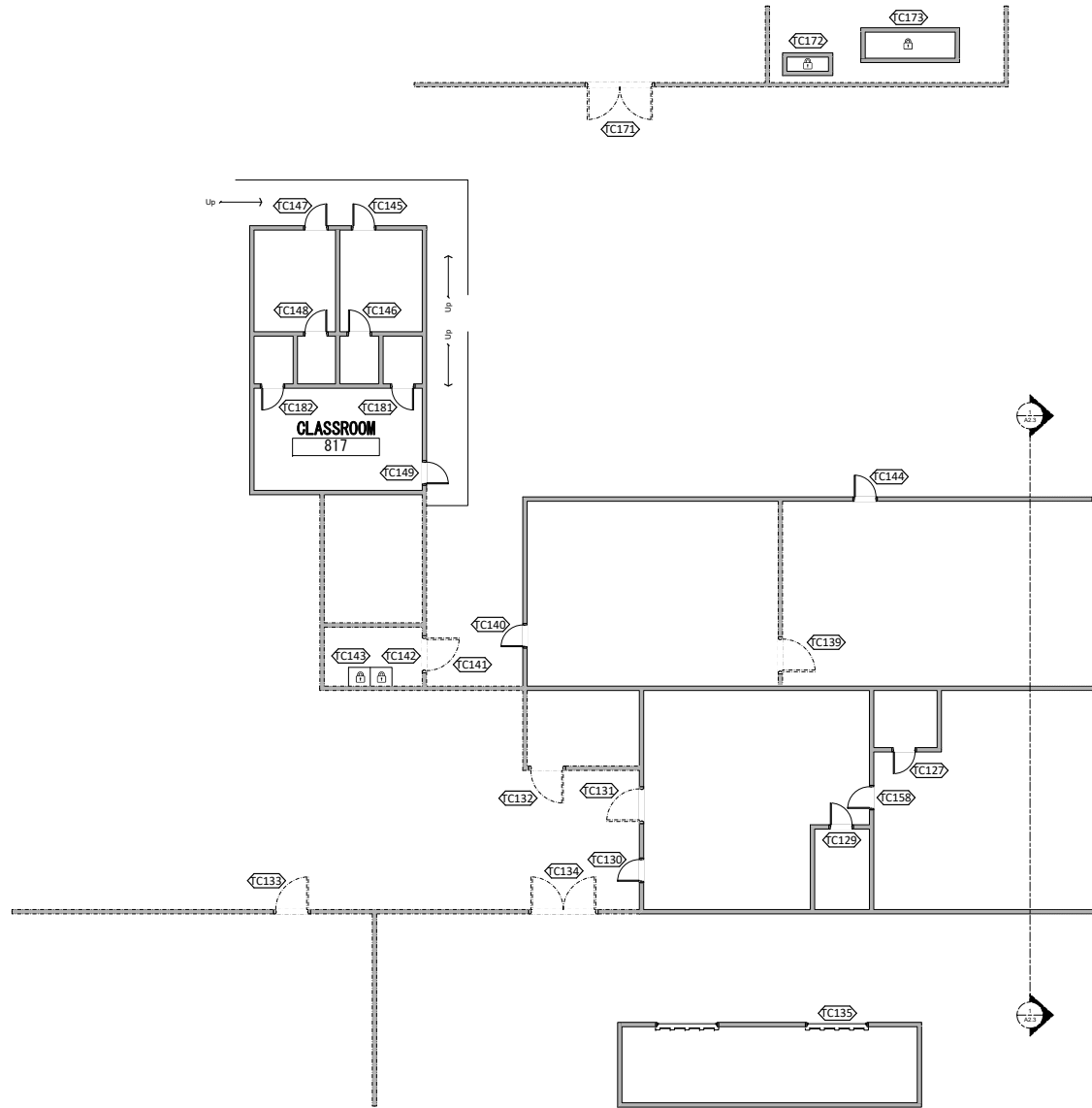
Disclaimer: The detail provided in this document is intended to assist in the planning or installation of products and is not drawn to scale. This drawing is not endorsed by any manufacturer and includes no warranty for errors or omissions. Persons referencing this document do so at their own risk and should exercise due diligence and caution. This document is copyrighted and not for distribution or duplication, all rights reserved. © 2019



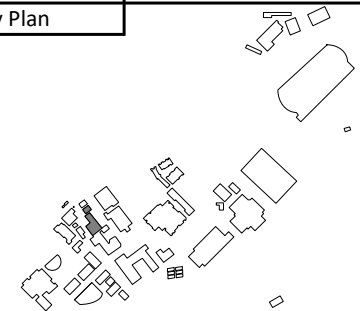
Chabot Las Positas Community College District

DATE  
1/7/2019

SHEET  
A2. 4



|                 |   |
|-----------------|---|
| Site            | <b>Las Positas College</b>                  |
| Address         | 3000 Campus Hill Drive, Livermore, CA 94551 |
| Building/Sector | <b>800 Tech Voc Center   North</b>          |
| Key Plan        |   |





**OPENING**  
TECHNOLOGIES, INC.

2050 COMMERCE AVENUE  
CONCORD, CA 94520

PHONE: 925.674.6900  
FAX: 925.674.6995

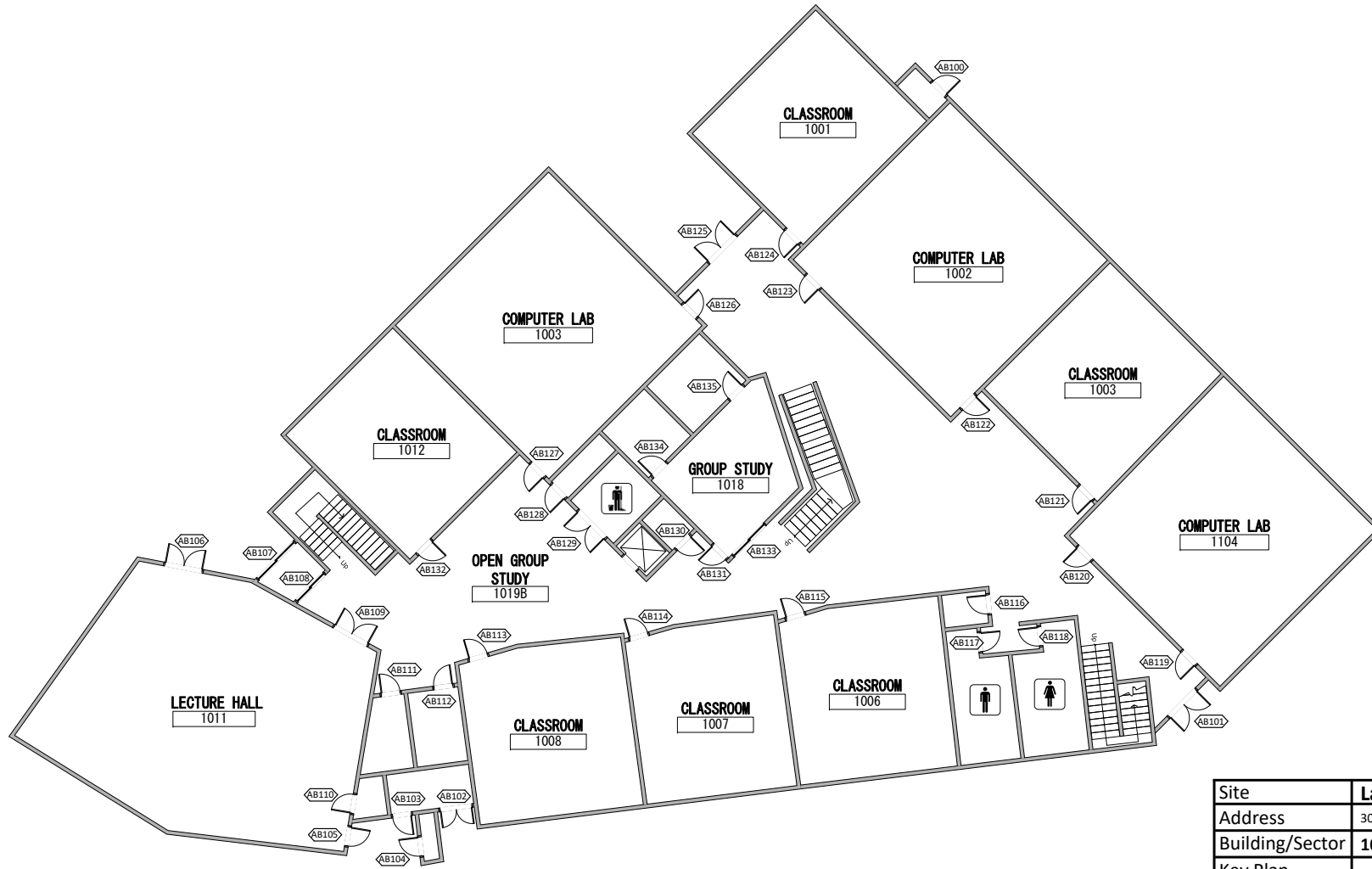
Disclaimer: The detail provided in this document is intended to assist in the planning or installation of products and is not drawn to scale. This drawing is not endorsed by any manufacturer and includes no warranty for errors or omissions. Persons referencing this document do so at their own risk and should exercise due diligence and caution. This document is copyrighted and not for distribution or duplication, all rights reserved. © 2019



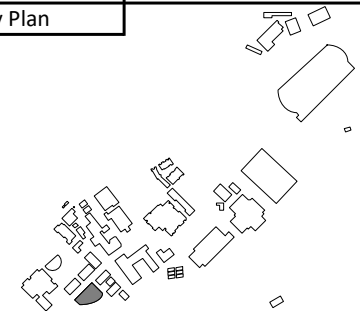
**Chabot Las Positas Community College District**

DATE  
1/7/2019

SHEET  
**A2. 2**



|                 |   |
|-----------------|---|
| Site            | <b>Las Positas College</b>                  |
| Address         | 3000 Campus Hill Drive, Livermore, CA 94551 |
| Building/Sector | <b>1000 Classrooms - 1st Floor</b>          |
| Key Plan        |   |





**OPENING**  
TECHNOLOGIES, INC.

2050 COMMERCE AVENUE    PHONE: 925.674.6900  
CONCORD, CA 94520    FAX: 925.674.6995

Disclaimer: The detail provided in this document is intended to assist in the planning or installation of products and is not drawn to scale. This drawing is not endorsed by any manufacturer and includes no warranty for errors or omissions. Persons referencing this document do so at their own risk and should exercise due diligence and caution. This document is copyrighted and not for distribution or duplication, all rights reserved. © 2019



**Chabot Las Positas Community College District**

DATE

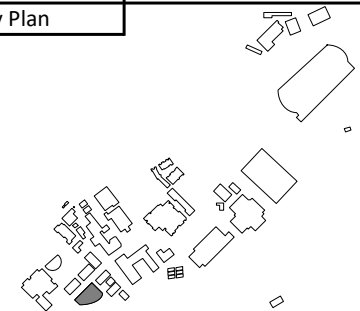
1/7/2019

SHEET

**A2. 3**



|                 |   |
|-----------------|---|
| Site            | <b>Las Positas College</b>                  |
| Address         | 3000 Campus Hill Drive, Livermore, CA 94551 |
| Building/Sector | <b>1000 Classrooms - 2nd Floor</b>          |
| Key Plan        |   |





**OPENING**  
TECHNOLOGIES, INC.

2050 COMMERCE AVENUE  
CONCORD, CA 94520

PHONE: 925.674.6900  
FAX: 925.674.6995

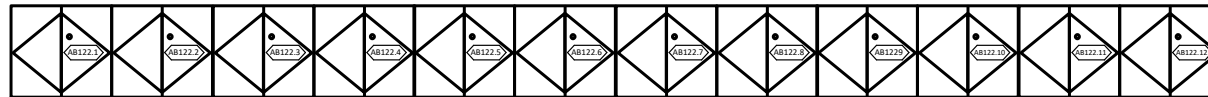
**Disclaimer:** The detail provided in this document is intended to assist in the planning or installation of products and is not drawn to scale. This drawing is not endorsed by any manufacturer and includes no warranty for errors or omissions. Persons referencing this document do so at their own risk and should exercise due diligence and caution. This document is copyrighted and not for distribution or duplication, all rights reserved. © 2019



**Chabot Las Positas Community College District**

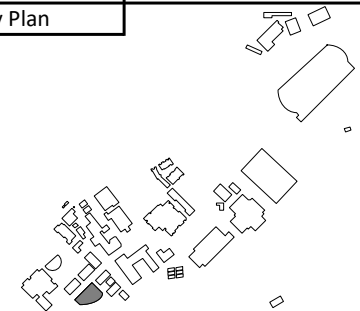
**DATE**  
1/7/2019

**SHEET**  
**A2. 4**



1000 Classrooms 2<sup>nd</sup> Floor 122  
A2.3

|                 |   |
|-----------------|---|
| Site            | <b>Las Positas College</b>                  |
| Address         | 3000 Campus Hill Drive, Livermore, CA 94551 |
| Building/Sector | <b>1000 Cabinets</b>                        |
| Key Plan        |   |





**OPENING**  
TECHNOLOGIES, INC.

2050 COMMERCE AVENUE  
CONCORD, CA 94520

PHONE: 925.674.6900  
FAX: 925.674.6995

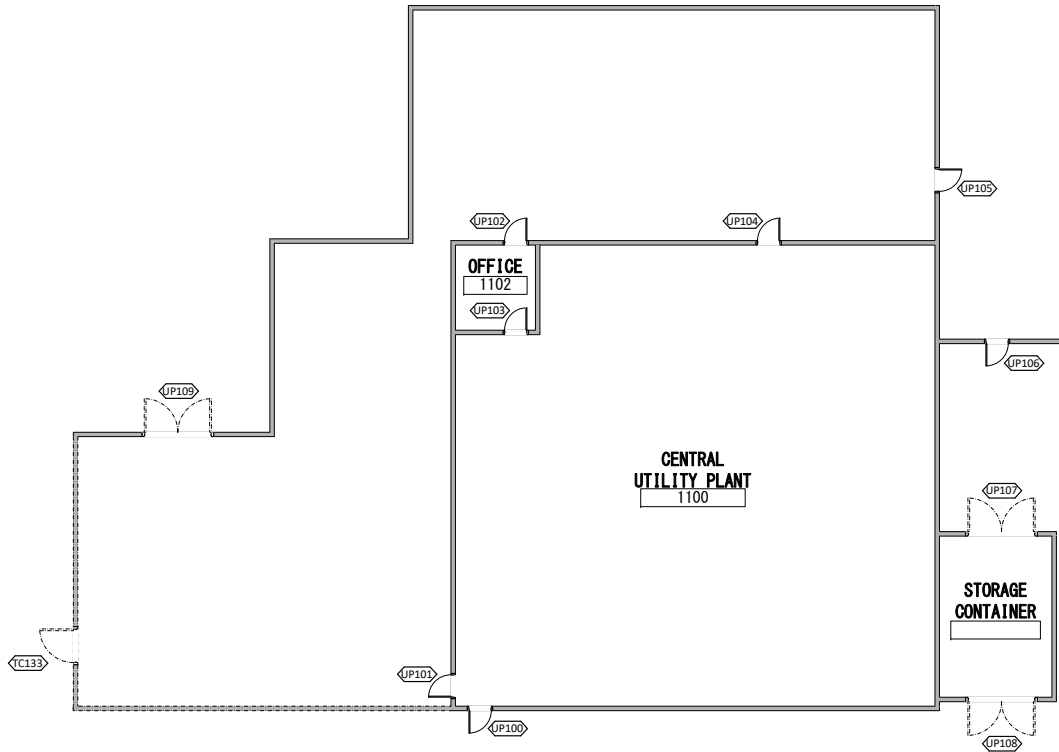
Disclaimer: The detail provided in this document is intended to assist in the planning or installation of products and is not drawn to scale. This drawing is not endorsed by any manufacturer and includes no warranty for errors or omissions. Persons referencing this document do so at their own risk and should exercise due diligence and caution. This document is copyrighted and not for distribution or duplication, all rights reserved. © 2019



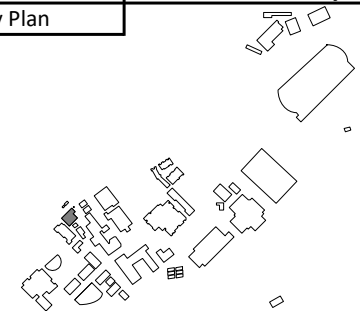
**Chabot Las Positas Community College District**

DATE  
1/7/2019

SHEET  
**A2. 2**



|                 |   |
|-----------------|---|
| Site            | <b>Las Positas College</b>                  |
| Address         | 3000 Campus Hill Drive, Livermore, CA 94551 |
| Building/Sector | <b>1100 Central Utility Plant</b>           |
| Key Plan        |   |





**OPENING**  
TECHNOLOGIES, INC.

2050 COMMERCE AVENUE    PHONE: 925.674.6900  
CONCORD, CA 94520    FAX: 925.674.6995

Disclaimer: The detail provided in this document is intended to assist in the planning or installation of products and is not drawn to scale. This drawing is not endorsed by any manufacturer and includes no warranty for errors or omissions. Persons referencing this document do so at their own risk and should exercise due diligence and caution. This document is copyrighted and not for distribution or duplication, all rights reserved. © 2019



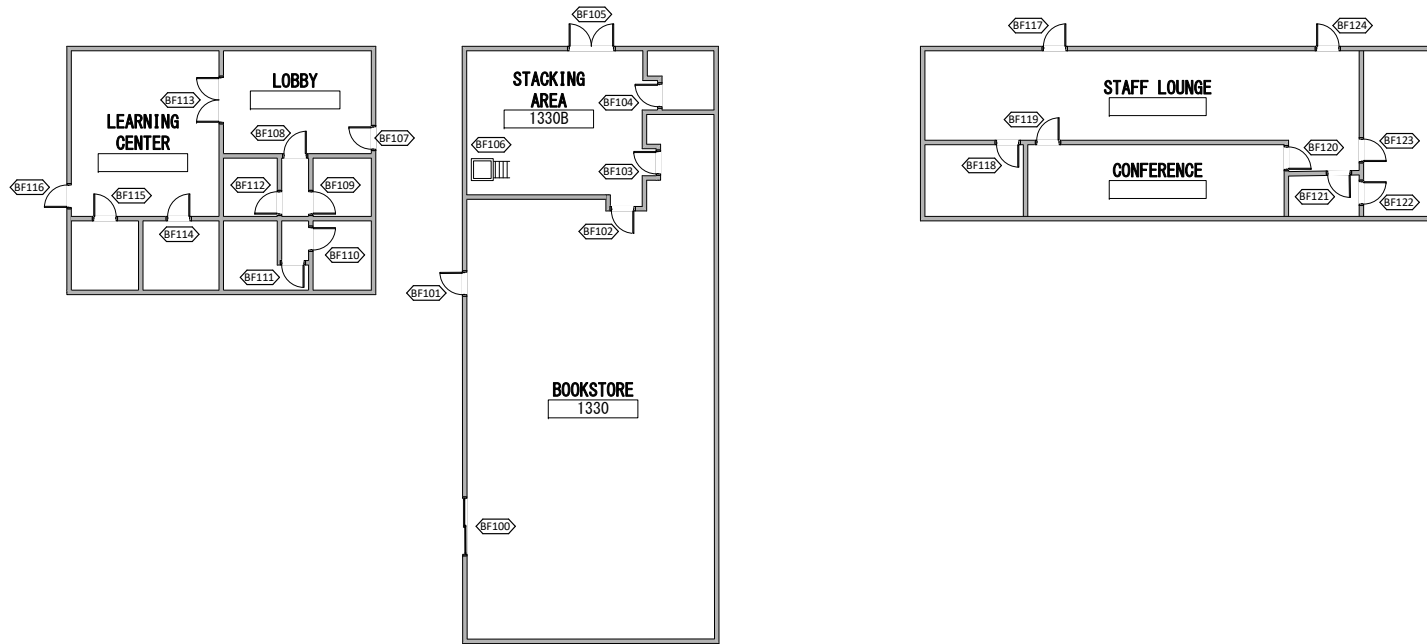
**Chabot Las Positas Community College District**

DATE

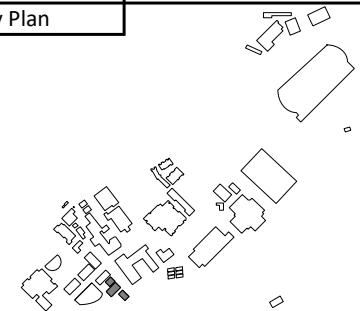
1/7/2019

SHEET

**A2. 2**



|                 |   |
|-----------------|---|
| Site            | <b>Las Positas College</b>                  |
| Address         | 3000 Campus Hill Drive, Livermore, CA 94551 |
| Building/Sector | <b>1300 Bookstore</b>                       |
| Key Plan        |   |







**OPENING TECHNOLOGIES, INC.**

2050 COMMERCE AVENUE PHONE: 925.674.6900  
CONCORD, CA 94520 FAX: 925.674.6995

Disclaimer: The detail provided in this document is intended to assist in the planning or installation of products and is not drawn to scale. This drawing is not endorsed by any manufacturer and includes no warranty for errors or omissions. Persons referencing this document do so at their own risk and should exercise due diligence and caution. This document is copyrighted and not for distribution or duplication, all rights reserved. © 2019



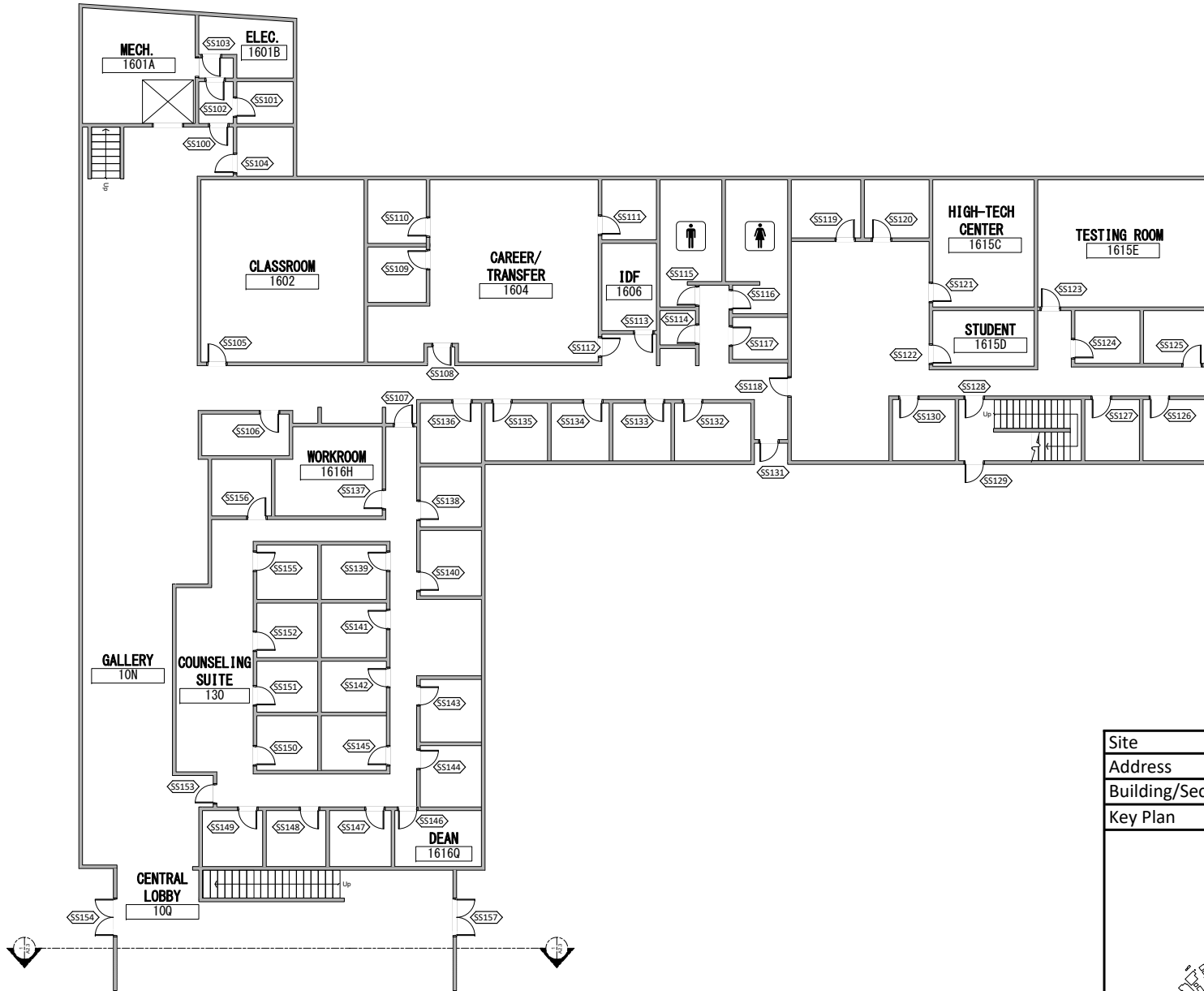
**Chabot Las Positas Community College District**

DATE

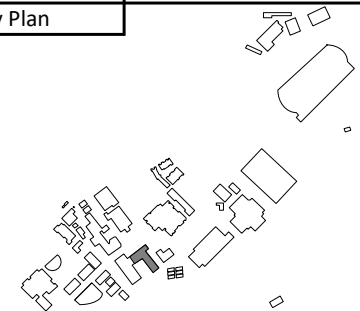
1/7/2019

SHEET

**A2. 2**



|                 |  |
|-----------------|--|
| Site            | <b>Las Positas College</b>                       |
| Address         | 3000 Campus Hill Drive, Livermore, CA 94551      |
| Building/Sector | 1600 Student Services & Admin - 1st Floor J East |
| Key Plan        |  |





**OPENING**  
TECHNOLOGIES, INC.

2050 COMMERCE AVENUE PHONE: 925.674.6900  
CONCORD, CA 94520 FAX: 925.674.6995

Disclaimer: The detail provided in this document is intended to assist in the planning or installation of products and is not drawn to scale. This drawing is not endorsed by any manufacturer and includes no warranty for errors or omissions. Persons referencing this document do so at their own risk and should exercise due diligence and caution. This document is copyrighted and not for distribution or duplication, all rights reserved. © 2019



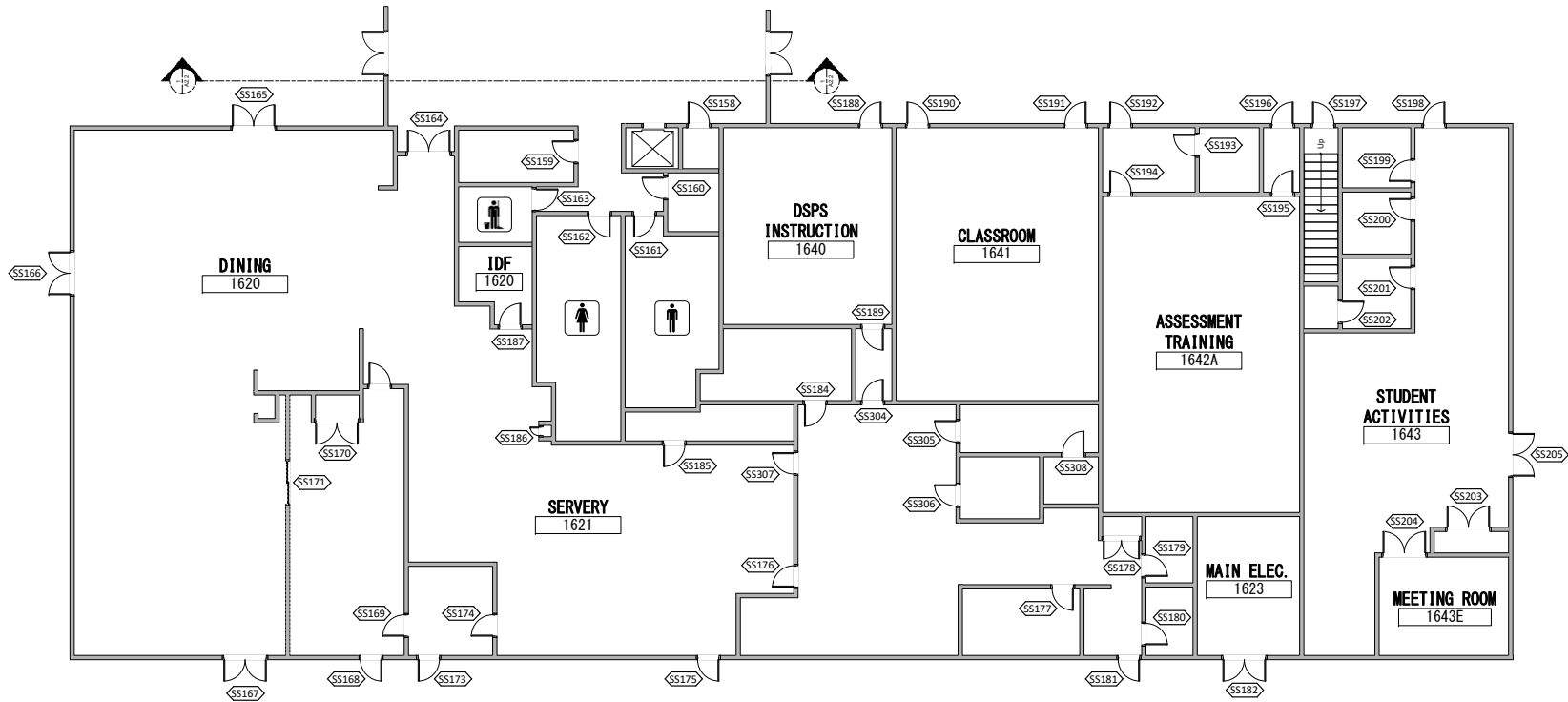
**Chabot Las Positas Community College District**

DATE

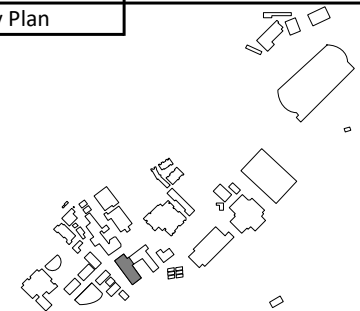
1/7/2019

SHEET

**A2. 3**



|                 |  |
|-----------------|--|
| Site            | <b>Las Positas College</b>                       |
| Address         | 3000 Campus Hill Drive, Livermore, CA 94551      |
| Building/Sector | 1600 Student Services & Admin - 1st Floor   West |
| Key Plan        |  |





**OPENING**  
TECHNOLOGIES, INC.

2050 COMMERCE AVENUE  
CONCORD, CA 94520

PHONE: 925.674.6900  
FAX: 925.674.6995

**Disclaimer:** The detail provided in this document is intended to assist in the planning or installation of products and is not drawn to scale. This drawing is not endorsed by any manufacturer and includes no warranty for errors or omissions. Persons referencing this document do so at their own risk and should exercise due diligence and caution. This document is copyrighted and not for distribution or duplication, all rights reserved. © 2019



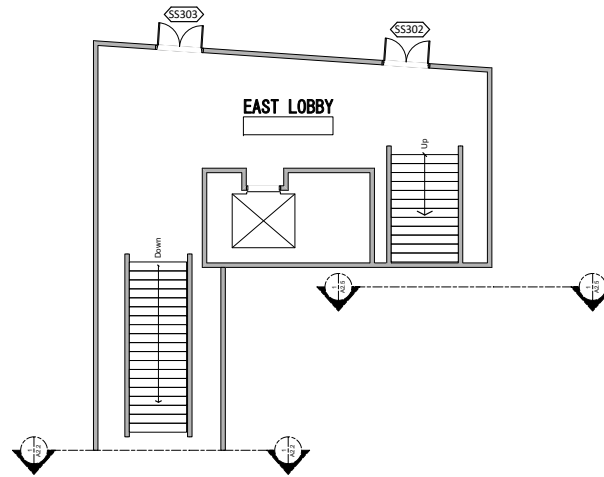
**Chabot Las Positas Community College District**

DATE

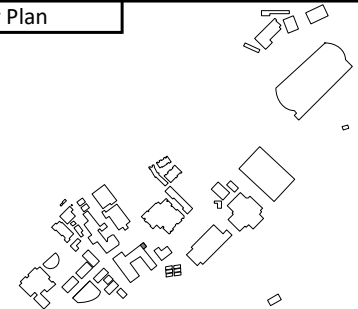
1/7/2019

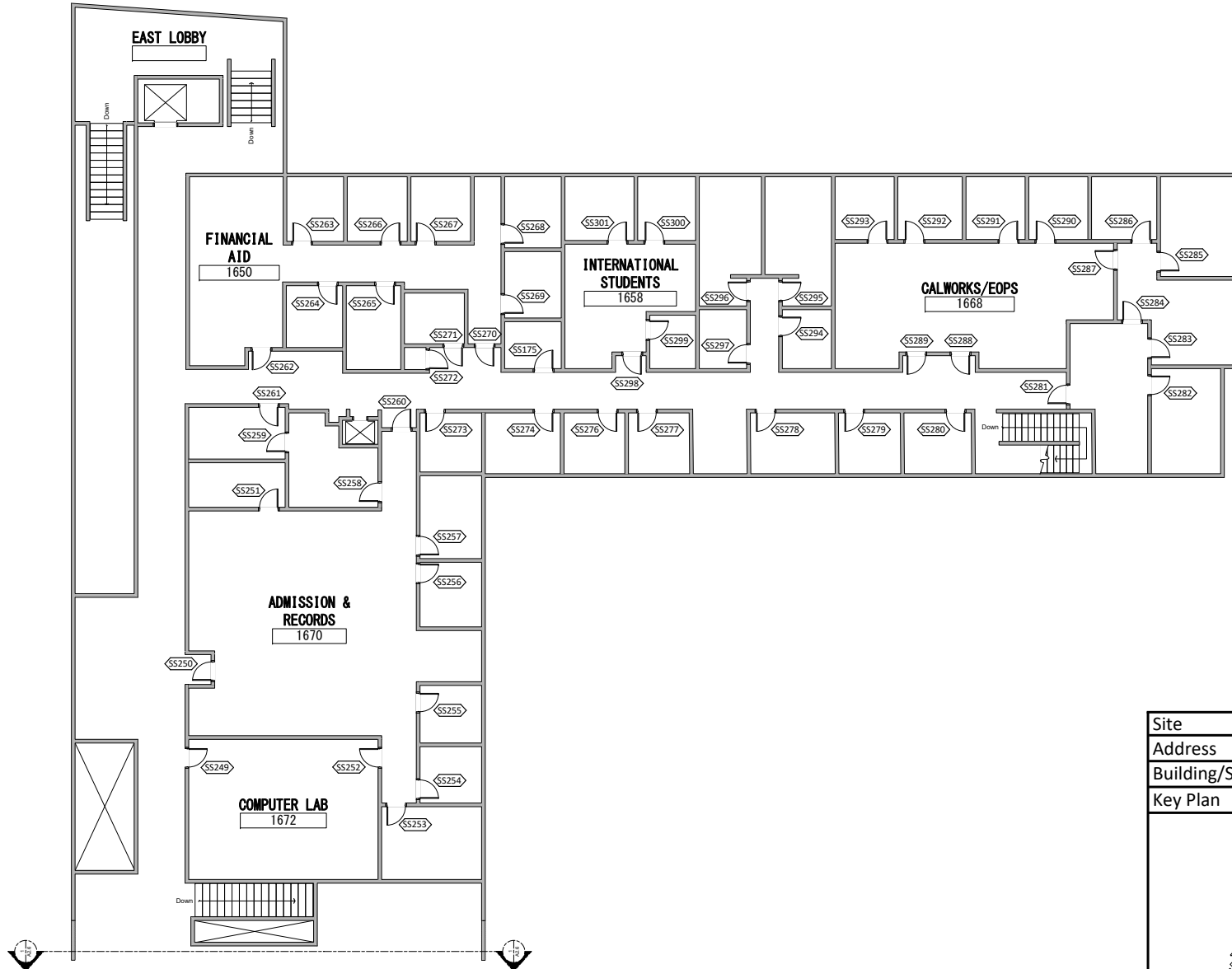
SHEET

**A2. 4**

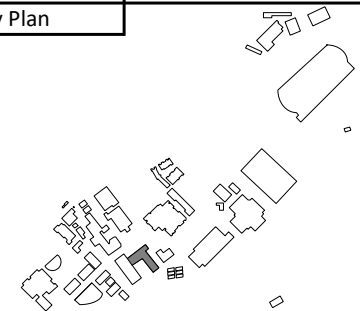


|                 |  |
|-----------------|--|
| Site            | <b>Las Positas College</b>                         |
| Address         | 3000 Campus Hill Drive, Livermore, CA 94551        |
| Building/Sector | 1600 Student Services & Admin - Intermediate Floor |
| Key Plan        |  |





|                 |  |
|-----------------|--|
| Site            | <b>Las Positas College</b>                       |
| Address         | 3000 Campus Hill Drive, Livermore, CA 94551      |
| Building/Sector | 1600 Student Services & Admin - 2nd Floor   East |
| Key Plan        |  |





**OPENING TECHNOLOGIES, INC.**

2050 COMMERCE AVENUE  
CONCORD, CA 94520  
PHONE: 925.674.6900  
FAX: 925.674.6995

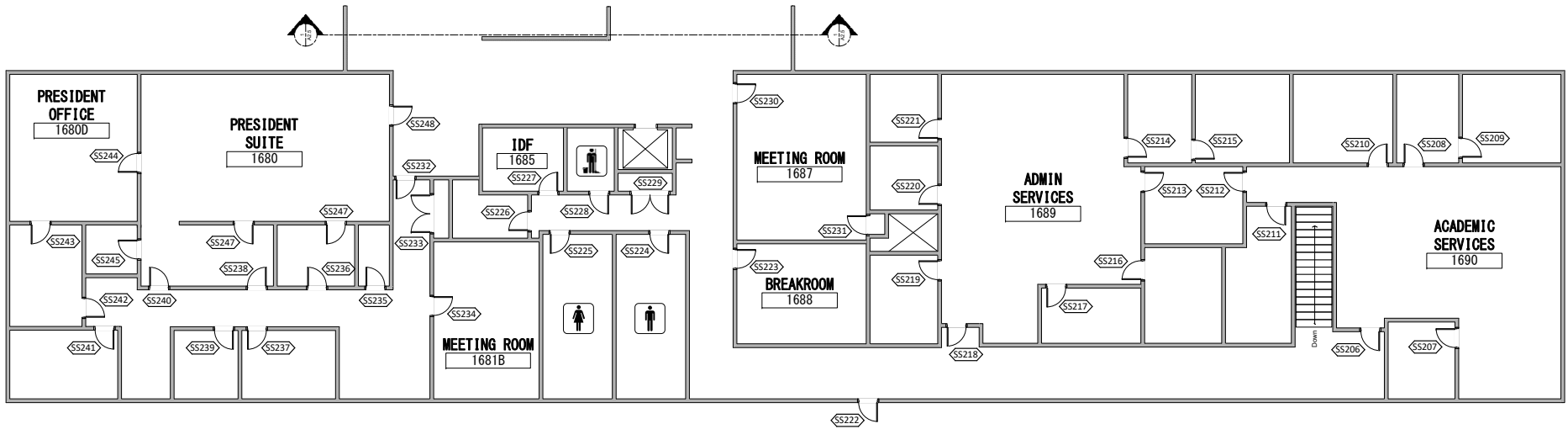
Disclaimer: The detail provided in this document is intended to assist in the planning or installation of products and is not drawn to scale. This drawing is not endorsed by any manufacturer and includes no warranty for errors or omissions. Persons referencing this document do so at their own risk and should exercise due diligence and caution. This document is copyrighted and not for distribution or duplication, all rights reserved. © 2019



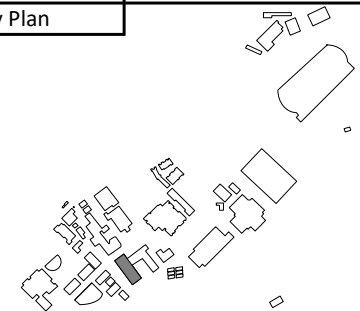
**Chabot Las Positas Community College District**

DATE  
1/7/2019

SHEET  
**A2. 6**



|                 |  |
|-----------------|--|
| Site            | <b>Las Positas College</b>                       |
| Address         | 3000 Campus Hill Drive, Livermore, CA 94551      |
| Building/Sector | 1600 Student Services & Admin - 2nd Floor   West |
| Key Plan        |  |





**OPENING**  
TECHNOLOGIES, INC.

2050 COMMERCE AVENUE  
CONCORD, CA 94520

PHONE: 925.674.6900  
FAX: 925.674.6995

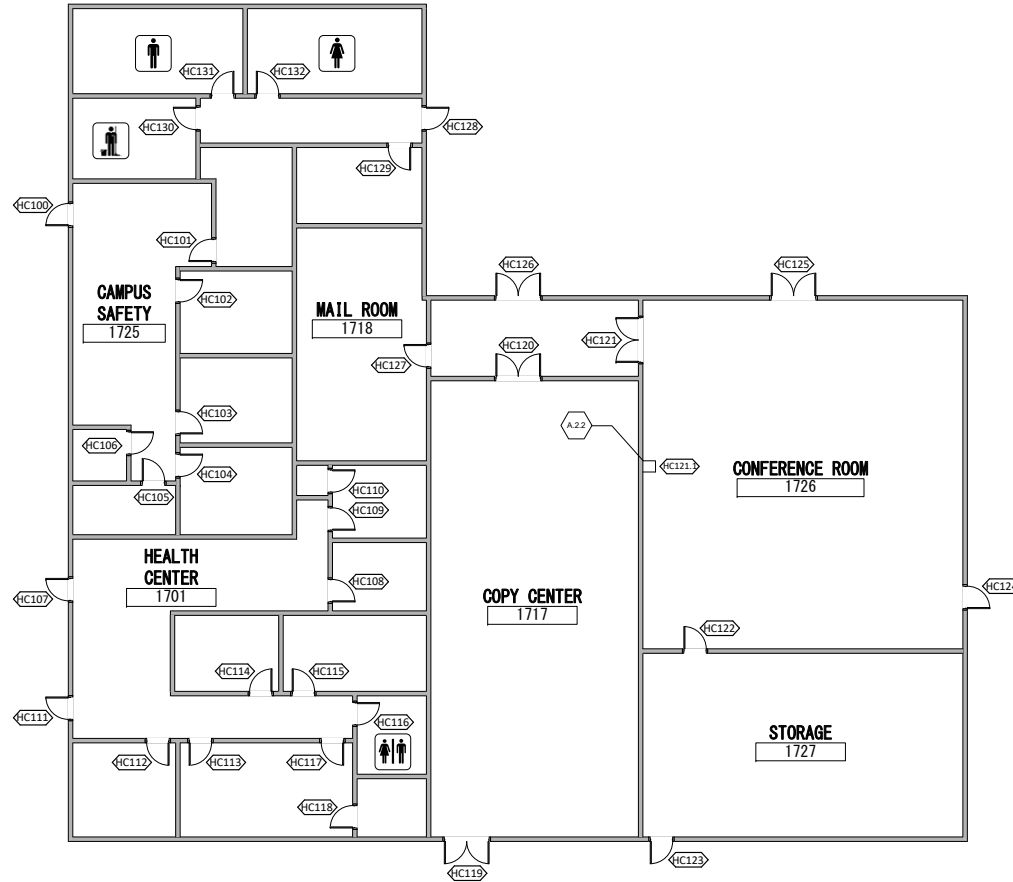
Disclaimer: The detail provided in this document is intended to assist in the planning or installation of products and is not drawn to scale. This drawing is not endorsed by any manufacturer and includes no warranty for errors or omissions. Persons referencing this document do so at their own risk and should exercise due diligence and caution. This document is copyrighted and not for distribution or duplication, all rights reserved. © 2019



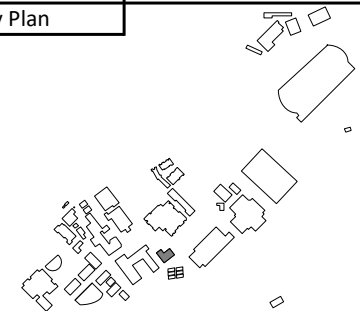
**Chabot Las Positas Community College District**

DATE  
1/7/2019

SHEET  
**A2. 2**



|                 |  |
|-----------------|--|
| Site            | <b>Las Positas College</b>                         |
| Address         | 3000 Campus Hill Drive, Livermore, CA 94551        |
| Building/Sector | 1700 Security Office, Health Center, & Copy Center |
| Key Plan        |  |





**OPENING**  
TECHNOLOGIES, INC.

2050 COMMERCE AVENUE  
CONCORD, CA 94520

PHONE: 925.674.6900  
FAX: 925.674.6995

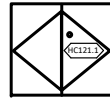
**Disclaimer:** The detail provided in this document is intended to assist in the planning or installation of products and is not drawn to scale. This drawing is not endorsed by any manufacturer and includes no warranty for errors or omissions. Persons referencing this document do so at their own risk and should exercise due diligence and caution. This document is copyrighted and not for distribution or duplication, all rights reserved. © 2019



**Chabot Las Positas Community College District**

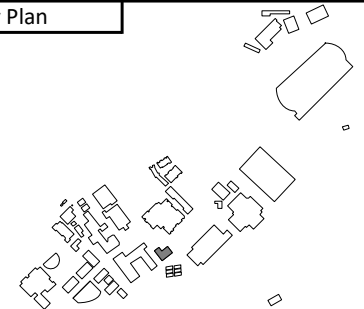
**DATE**  
1/7/2019

**SHEET**  
**A2. 3**



● 1700 Conference Room HC121  
● A2.1

|                 |   |
|-----------------|---|
| Site            | <b>Las Positas College</b>                  |
| Address         | 3000 Campus Hill Drive, Livermore, CA 94551 |
| Building/Sector | 1700 Cabinets                               |
| Key Plan        |   |





**OPENING TECHNOLOGIES, INC.**

2050 COMMERCE AVENUE PHONE: 925.674.6900  
CONCORD, CA 94520 FAX: 925.674.6995

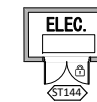
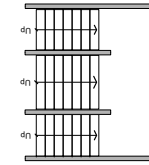
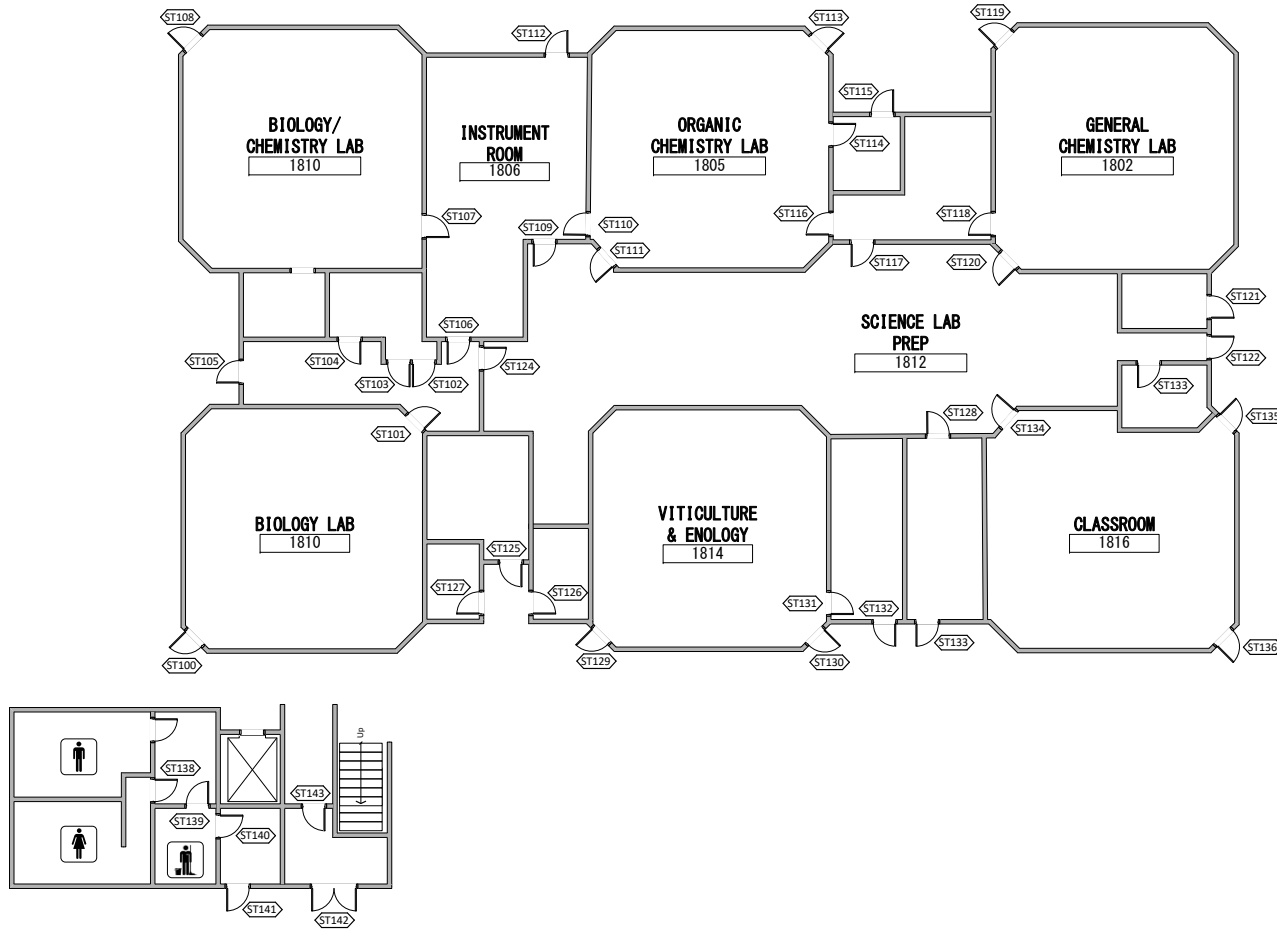
Disclaimer: The detail provided in this document is intended to assist in the planning or installation of products and is not drawn to scale. This drawing is not endorsed by any manufacturer and includes no warranty for errors or omissions. Persons referencing this document do so at their own risk and should exercise due diligence and caution. This document is copyrighted and not for distribution or duplication, all rights reserved. © 2019



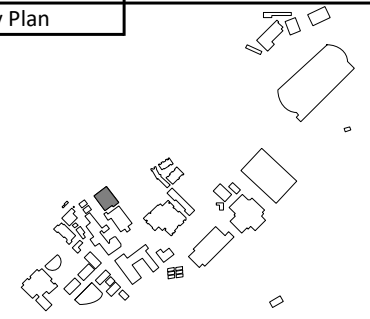
**Chabot Las Positas Community College District**

DATE  
1/7/2019

SHEET  
**A2. 2**



|                 |   |
|-----------------|---|
| Site            | <b>Las Positas College</b>                  |
| Address         | 3000 Campus Hill Drive, Livermore, CA 94551 |
| Building/Sector | 1800 Science Technology 1 - 1st Floor       |
| Key Plan        |   |







**OPENING**  
TECHNOLOGIES, INC.

2050 COMMERCE AVENUE    PHONE: 925.674.6900  
CONCORD, CA 94520    FAX: 925.674.6995

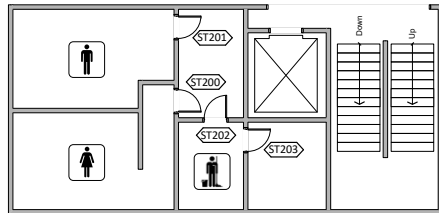
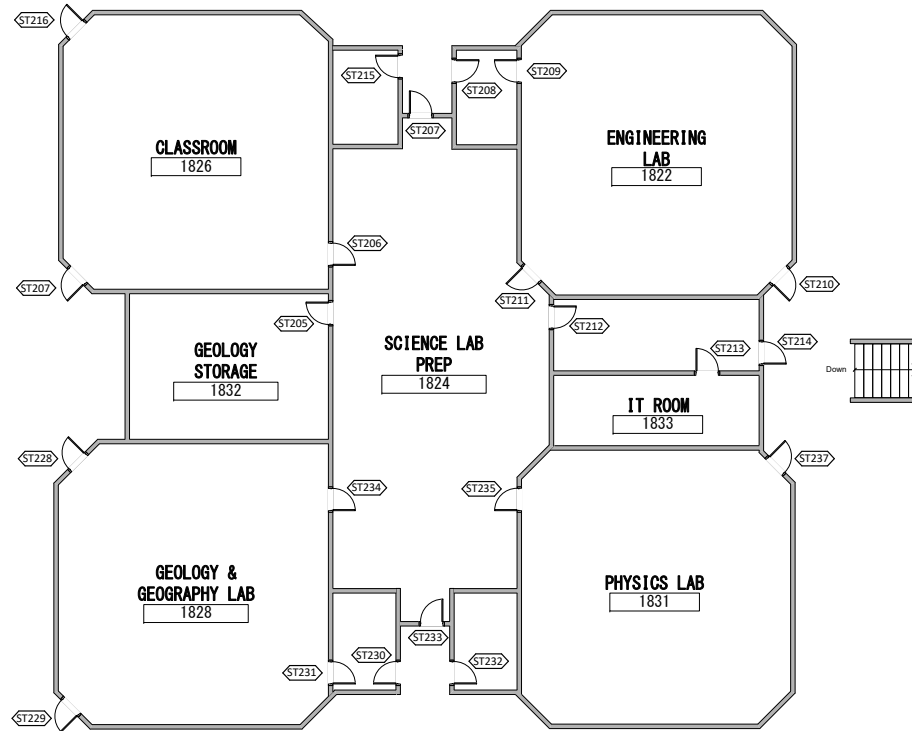
Disclaimer: The detail provided in this document is intended to assist in the planning or installation of products and is not drawn to scale. This drawing is not endorsed by any manufacturer and includes no warranty for errors or omissions. Persons referencing this document do so at their own risk and should exercise due diligence and caution. This document is copyrighted and not for distribution or duplication, all rights reserved. © 2019



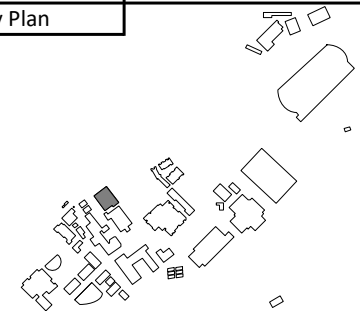
**Chabot Las Positas Community College District**

DATE  
1/7/2019

SHEET  
**A2. 3**



|                 |  |
|-----------------|--|
| Site            | <b>Las Positas College</b>                   |
| Address         | 3000 Campus Hill Drive, Livermore, CA 94551  |
| Building/Sector | 1800 Science Technology Center 1 - 2nd Floor |
| Key Plan        |  |





**OPENING**  
TECHNOLOGIES, INC.

2050 COMMERCE AVENUE  
CONCORD, CA 94520

PHONE: 925.674.6900  
FAX: 925.674.6995

**Disclaimer:** The detail provided in this document is intended to assist in the planning or installation of products and is not drawn to scale. This drawing is not endorsed by any manufacturer and includes no warranty for errors or omissions. Persons referencing this document do so at their own risk and should exercise due diligence and caution. This document is copyrighted and not for distribution or duplication, all rights reserved. © 2019



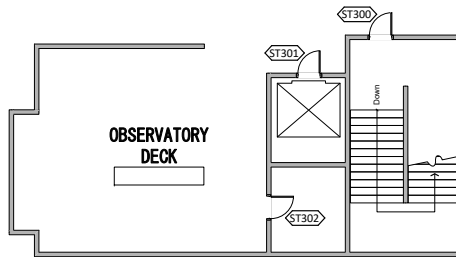
**Chabot Las Positas Community College District**

**DATE**

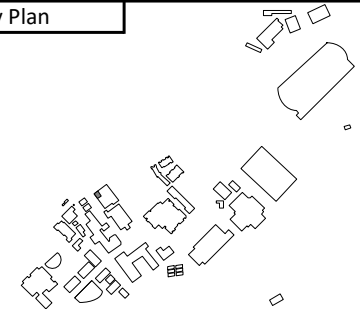
1/7/2019

**SHEET**

**A2. 4**



|                 |  |
|-----------------|--|
| Site            | <b>Las Positas College</b>                   |
| Address         | 3000 Campus Hill Drive, Livermore, CA 94551  |
| Building/Sector | 1800 Science Technology Center 1 - 3rd Floor |
| Key Plan        |  |





**OPENING**  
TECHNOLOGIES, INC.

2050 COMMERCE AVENUE    PHONE: 925.674.6900  
CONCORD, CA 94520    FAX: 925.674.6995

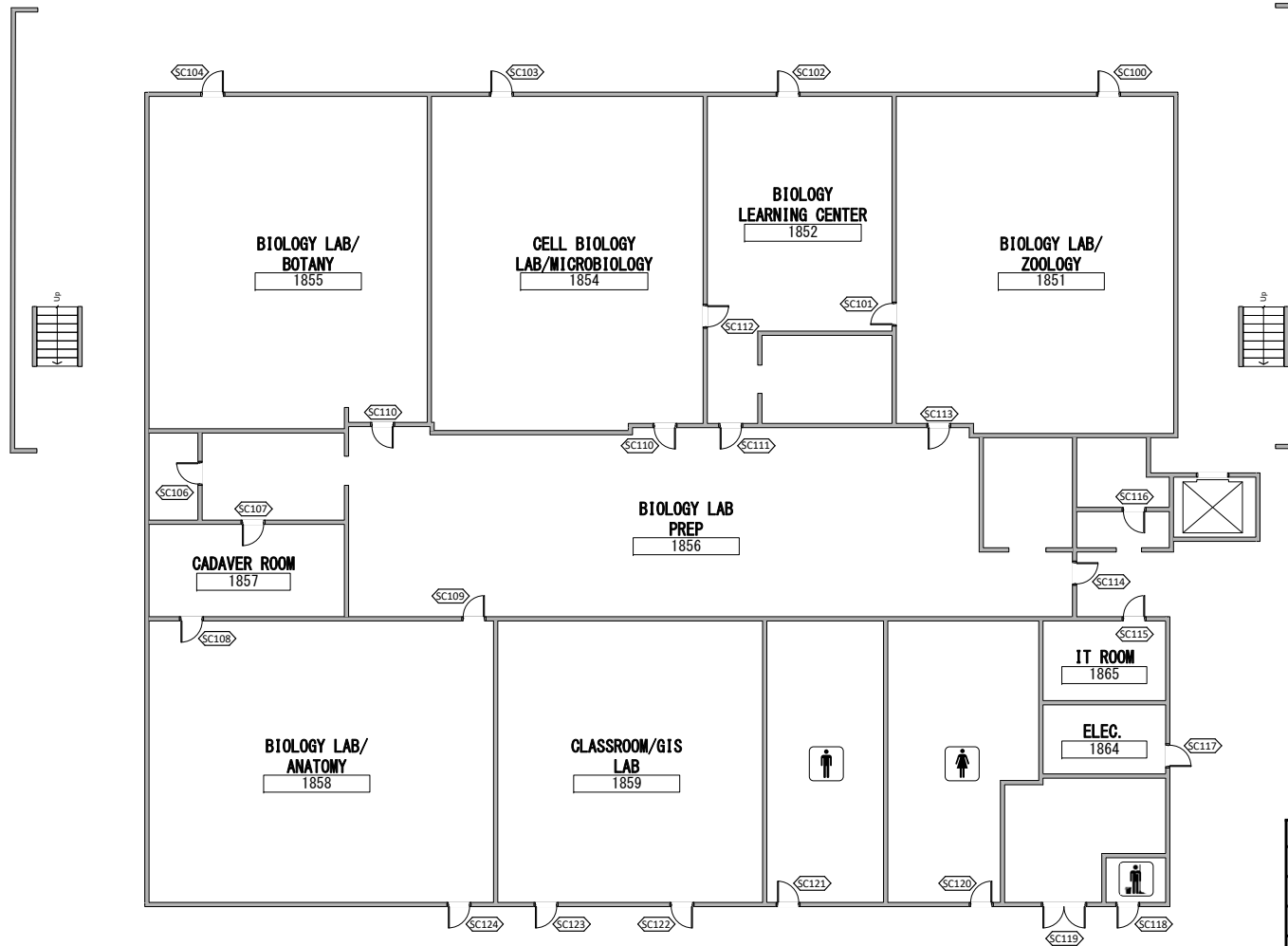
Disclaimer: The detail provided in this document is intended to assist in the planning or installation of products and is not drawn to scale. This drawing is not endorsed by any manufacturer and includes no warranty for errors or omissions. Persons referencing this document do so at their own risk and should exercise due diligence and caution. This document is copyrighted and not for distribution or duplication, all rights reserved. © 2019



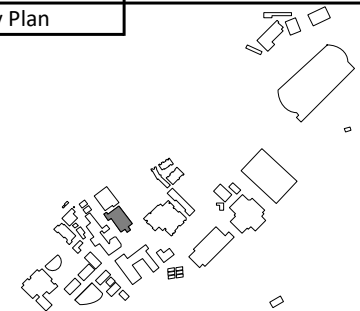
**Chabot Las Positas Community College District**

DATE  
1/7/2019

SHEET  
**A2. 2**



|                 |  |
|-----------------|--|
| Site            | <b>Las Positas College</b>                   |
| Address         | 3000 Campus Hill Drive, Livermore, CA 94551  |
| Building/Sector | 1850 Science Technology Center 2 - 1st Floor |
| Key Plan        |  |





**OPENING**  
TECHNOLOGIES, INC.

2050 COMMERCE AVENUE  
CONCORD, CA 94520

PHONE: 925.674.6900  
FAX: 925.674.6995

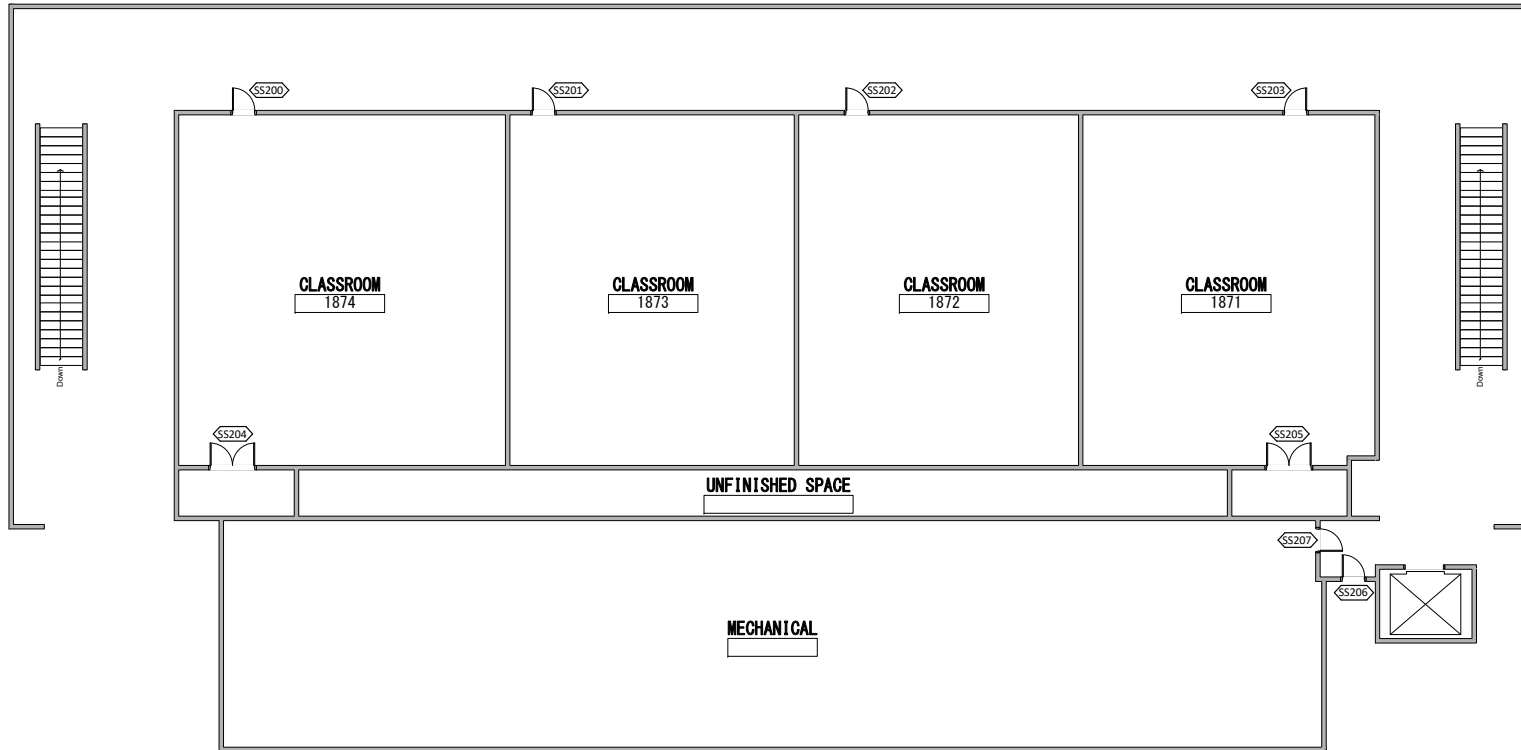
**Disclaimer:** The detail provided in this document is intended to assist in the planning or installation of products and is not drawn to scale. This drawing is not endorsed by any manufacturer and includes no warranty for errors or omissions. Persons referencing this document do so at their own risk and should exercise due diligence and caution. This document is copyrighted and not for distribution or duplication, all rights reserved. © 2019



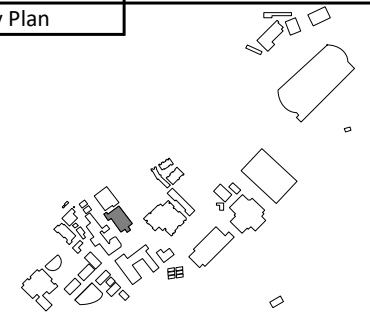
**Chabot Las Positas Community College District**

**DATE**  
1/7/2019

**SHEET**  
**A2. 3**



|                 |  |
|-----------------|--|
| Site            | <b>Las Positas College</b>                   |
| Address         | 3000 Campus Hill Drive, Livermore, CA 94551  |
| Building/Sector | 1850 Science Technology Center 2 - 2nd Floor |
| Key Plan        |  |





**OPENING**  
TECHNOLOGIES, INC.

2050 COMMERCE AVENUE PHONE: 925.674.6900  
CONCORD, CA 94520 FAX: 925.674.6995

Disclaimer: The detail provided in this document is intended to assist in the planning or installation of products and is not drawn to scale. This drawing is not endorsed by any manufacturer and includes no warranty for errors or omissions. Persons referencing this document do so at their own risk and should exercise due diligence and caution. This document is copyrighted and not for distribution or duplication, all rights reserved. © 2019



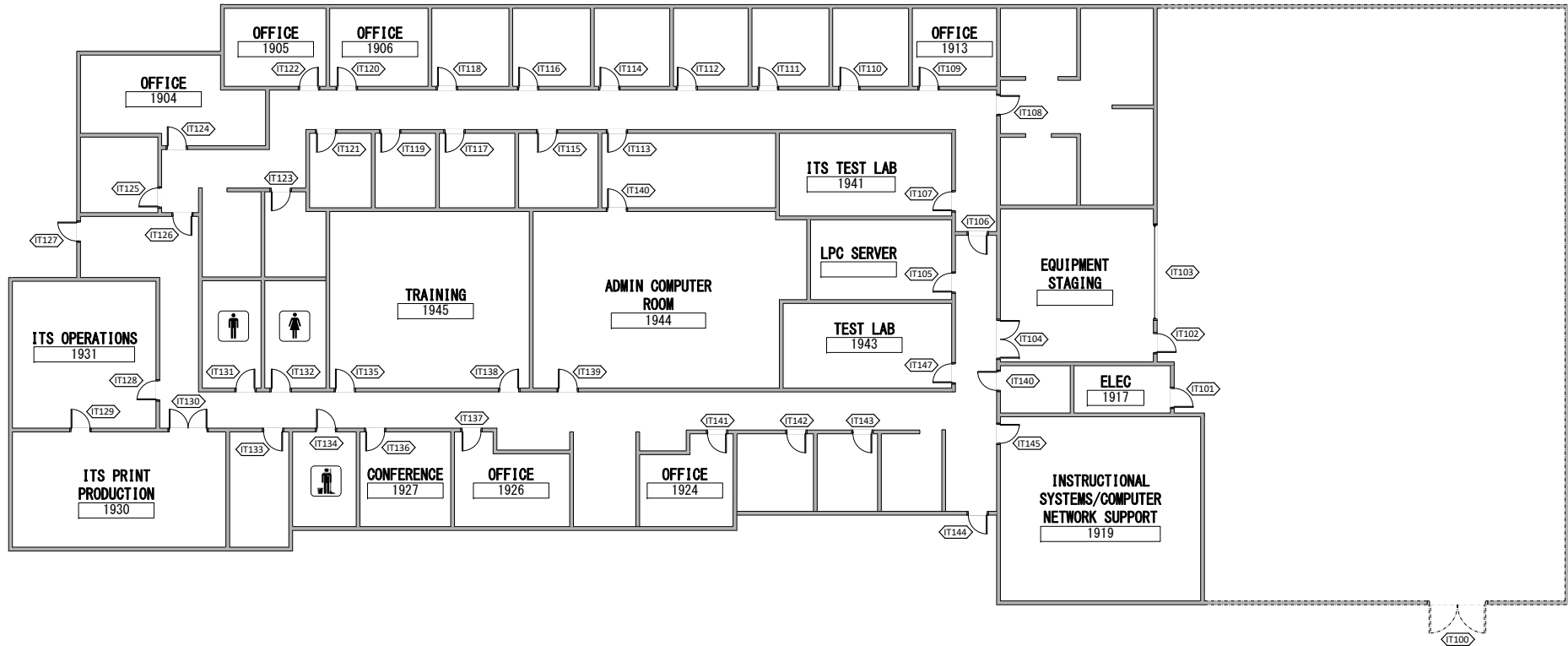
**Chabot Las Positas Community College District**

DATE

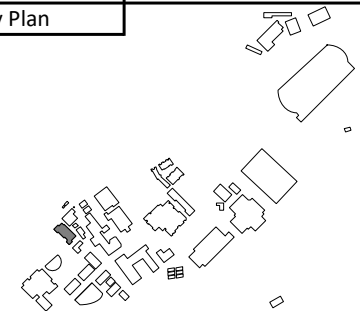
1/7/2019

SHEET

**A2. 2**



|                 |   |
|-----------------|---|
| Site            | <b>Las Positas College</b>                  |
| Address         | 3000 Campus Hill Drive, Livermore, CA 94551 |
| Building/Sector | <b>1900 Information Technology Services</b> |
| Key Plan        |   |





**OPENING**  
TECHNOLOGIES, INC.

2050 COMMERCE AVENUE  
CONCORD, CA 94520

PHONE: 925.674.6900  
FAX: 925.674.6995

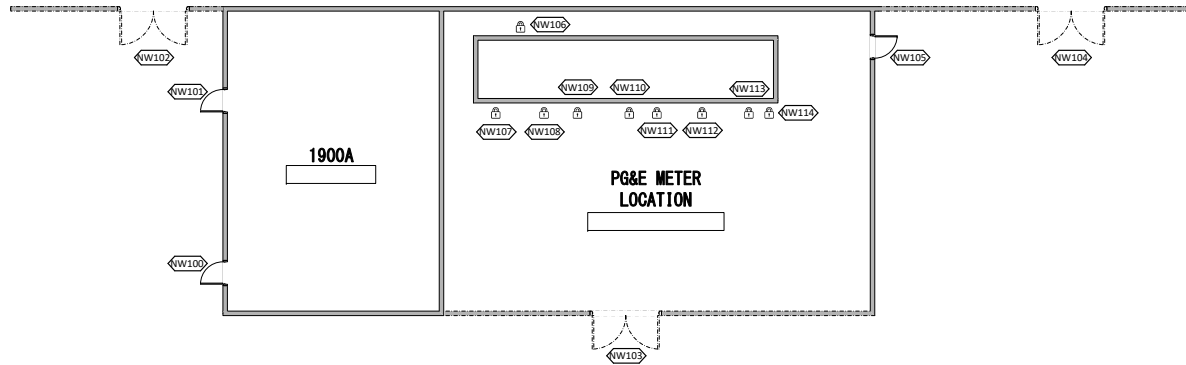
Disclaimer: The detail provided in this document is intended to assist in the planning or installation of products and is not drawn to scale. This drawing is not endorsed by any manufacturer and includes no warranty for errors or omissions. Persons referencing this document do so at their own risk and should exercise due diligence and caution. This document is copyrighted and not for distribution or duplication, all rights reserved. © 2019



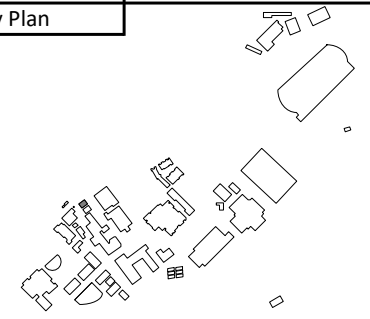
**Chabot Las Positas Community College District**

DATE  
1/7/2019

SHEET  
**A2. 2**



|                 |   |
|-----------------|---|
| Site            | <b>Las Positas College</b>                  |
| Address         | 3000 Campus Hill Drive, Livermore, CA 94551 |
| Building/Sector | 1900A                                       |
| Key Plan        |   |





**OPENING**  
TECHNOLOGIES, INC.

2050 COMMERCE AVENUE PHONE: 925.674.6900  
CONCORD, CA 94520 FAX: 925.674.6995

Disclaimer: The detail provided in this document is intended to assist in the planning or installation of products and is not drawn to scale. This drawing is not endorsed by any manufacturer and includes no warranty for errors or omissions. Persons referencing this document do so at their own risk and should exercise due diligence and caution. This document is copyrighted and not for distribution or duplication, all rights reserved. © 2019



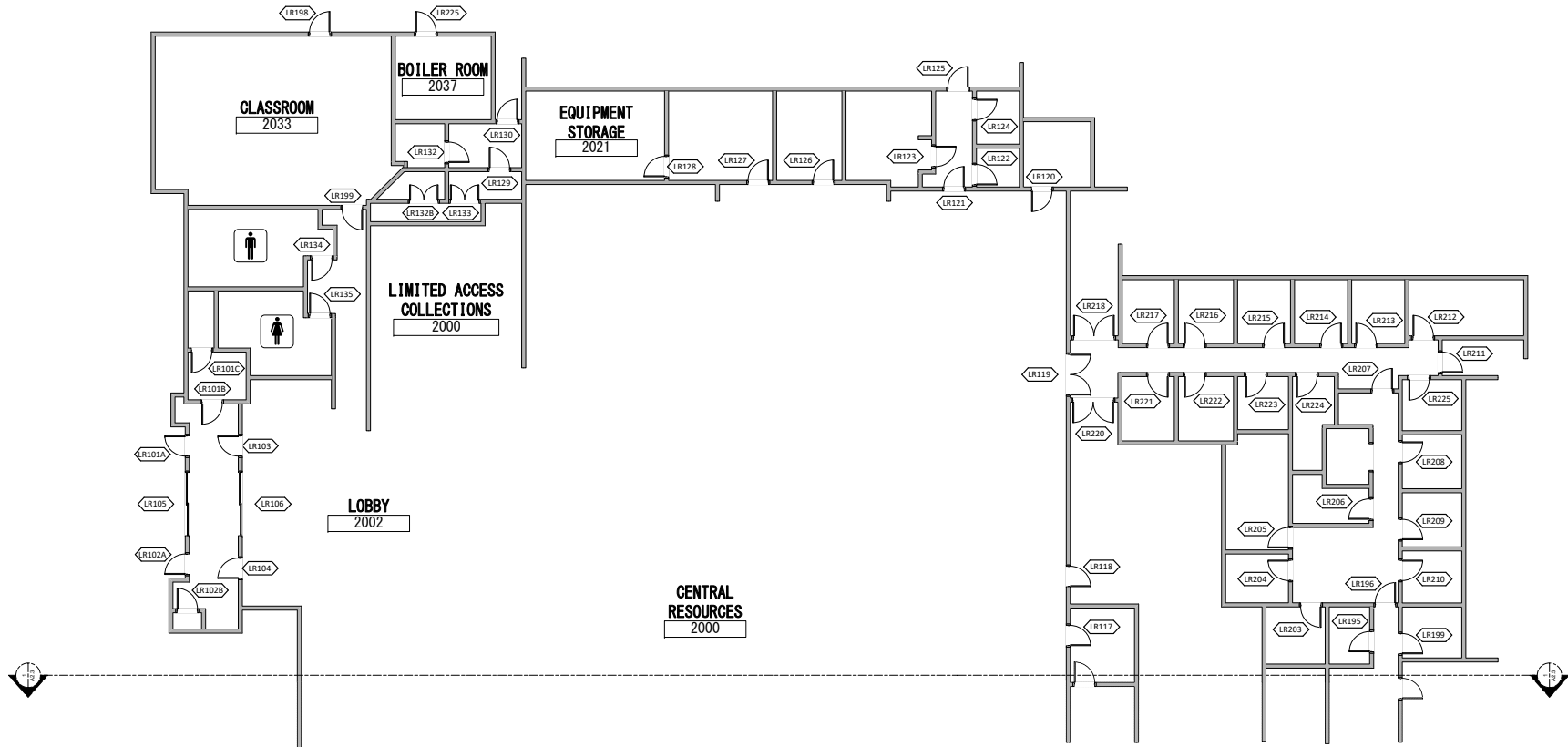
**Chabot Las Positas Community College District**

DATE

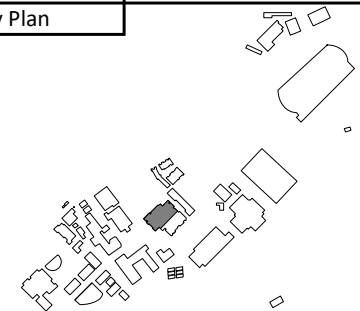
1/7/2019

SHEET

**A2. 2**



|                 |  |
|-----------------|--|
| Site            | <b>Las Positas College</b>                   |
| Address         | 3000 Campus Hill Drive, Livermore, CA 94551  |
| Building/Sector | <b>2000 Learning Resource Center   North</b> |
| Key Plan        |  |





**OPENING**  
TECHNOLOGIES, INC.

2050 COMMERCE AVENUE PHONE: 925.674.6900  
CONCORD, CA 94520 FAX: 925.674.6995

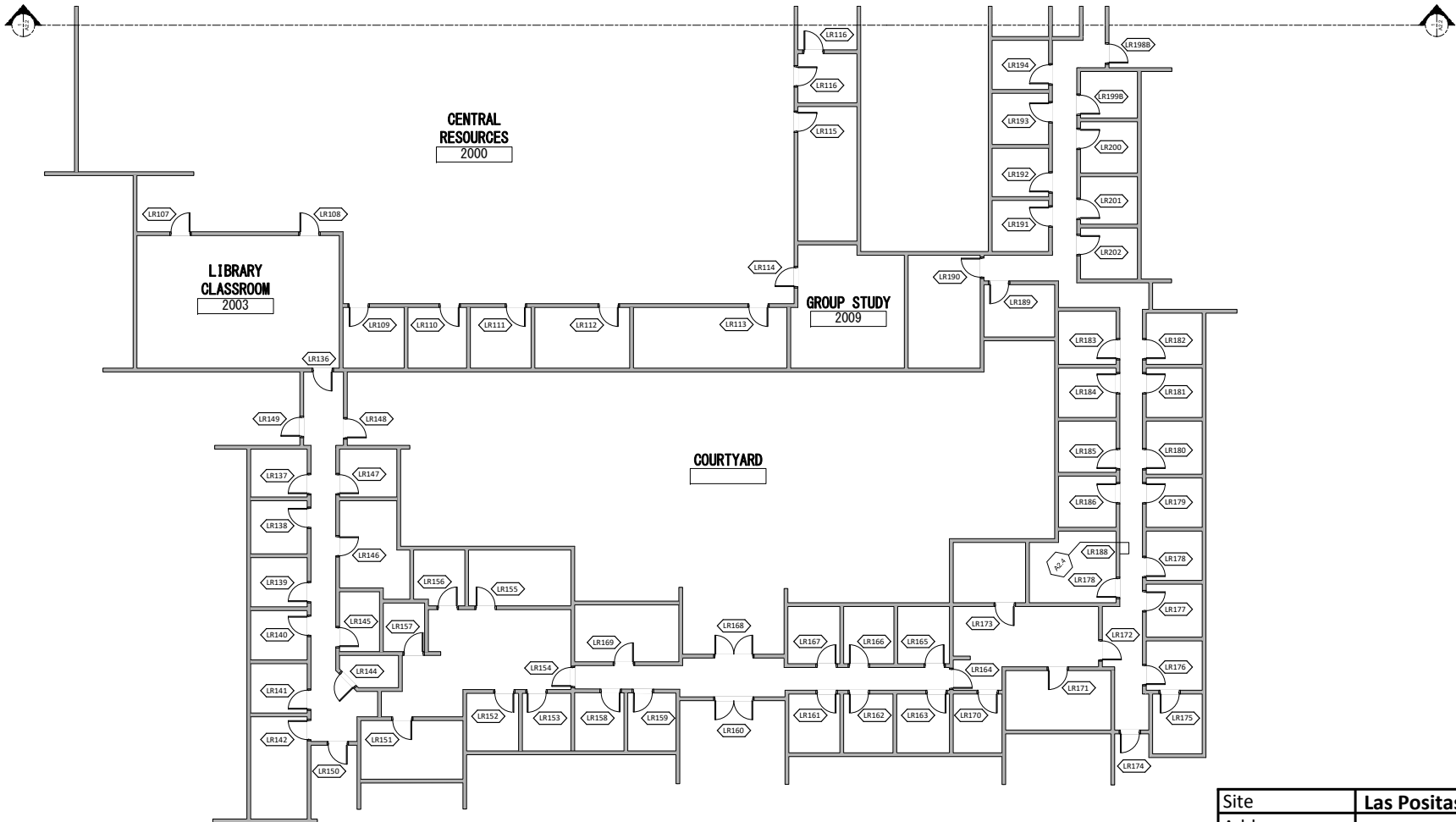
Disclaimer: The detail provided in this document is intended to assist in the planning or installation of products and is not drawn to scale. This drawing is not endorsed by any manufacturer and includes no warranty for errors or omissions. Persons referencing this document do so at their own risk and should exercise due diligence and caution. This document is copyrighted and not for distribution or duplication, all rights reserved. © 2019



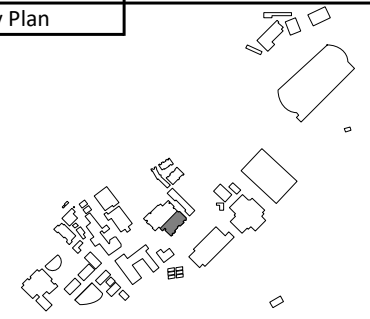
**Chabot Las Positas Community College District**

DATE  
1/7/2019

SHEET  
**A2. 3**



|                 |  |
|-----------------|--|
| Site            | <b>Las Positas College</b>                   |
| Address         | 3000 Campus Hill Drive, Livermore, CA 94551  |
| Building/Sector | <b>2000 Learning Resource Center   South</b> |
| Key Plan        |  |







**OPENING**  
TECHNOLOGIES, INC.

2050 COMMERCE AVENUE  
CONCORD, CA 94520

PHONE: 925.674.6900  
FAX: 925.674.6995

**Disclaimer:** The detail provided in this document is intended to assist in the planning or installation of products and is not drawn to scale. This drawing is not endorsed by any manufacturer and includes no warranty for errors or omissions. Persons referencing this document do so at their own risk and should exercise due diligence and caution. This document is copyrighted and not for distribution or duplication, all rights reserved. © 2019



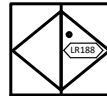
**Chabot Las Positas Community College District**

**DATE**

1/7/2019

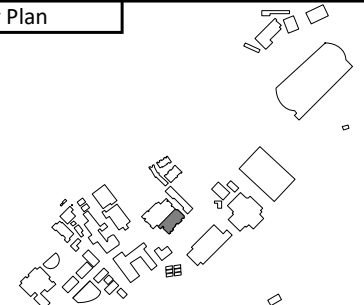
**SHEET**

**A2. 4**



Learning Resource Center | South LR188  
A2.3

|                 |   |
|-----------------|---|
| Site            | <b>Las Positas College</b>                  |
| Address         | 3000 Campus Hill Drive, Livermore, CA 94551 |
| Building/Sector | <b>2000 Cabinets</b>                        |
| Key Plan        |   |





**OPENING**  
TECHNOLOGIES, INC.

2050 COMMERCE AVENUE  
CONCORD, CA 94520

PHONE: 925.674.6900  
FAX: 925.674.6995

Disclaimer: The detail provided in this document is intended to assist in the planning or installation of products and is not drawn to scale. This drawing is not endorsed by any manufacturer and includes no warranty for errors or omissions. Persons referencing this document do so at their own risk and should exercise due diligence and caution. This document is copyrighted and not for distribution or duplication, all rights reserved. © 2019



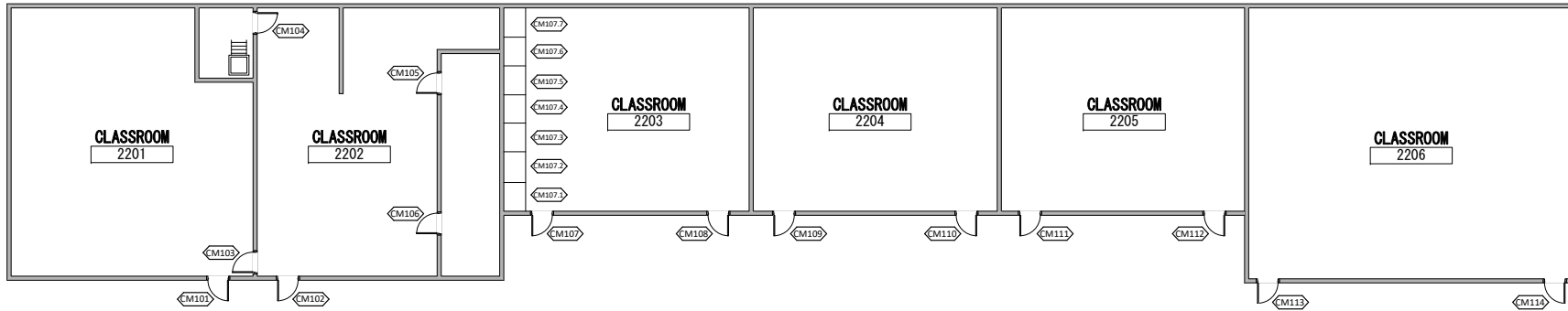
**Chabot Las Positas Community College District**

DATE

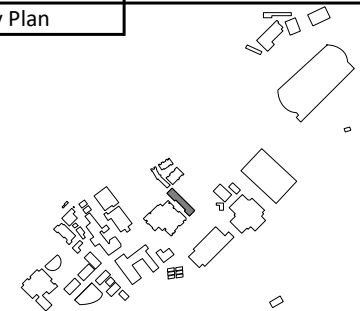
1/7/2019

SHEET

**A2. 2**



|                 |   |
|-----------------|---|
| Site            | <b>Las Positas College</b>                  |
| Address         | 3000 Campus Hill Drive, Livermore, CA 94551 |
| Building/Sector | <b>2200 Classrooms</b>                      |
| Key Plan        |   |





**OPENING**  
TECHNOLOGIES, INC.

2050 COMMERCE AVENUE  
CONCORD, CA 94520

PHONE: 925.674.6900  
FAX: 925.674.6995

**Disclaimer:** The detail provided in this document is intended to assist in the planning or installation of products and is not drawn to scale. This drawing is not endorsed by any manufacturer and includes no warranty for errors or omissions. Persons referencing this document do so at their own risk and should exercise due diligence and caution. This document is copyrighted and not for distribution or duplication, all rights reserved. © 2019



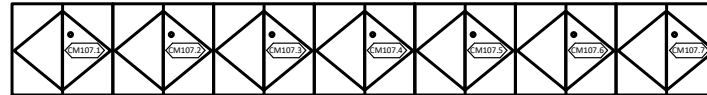
**Chabot Las Positas Community College District**

DATE

1/7/2019

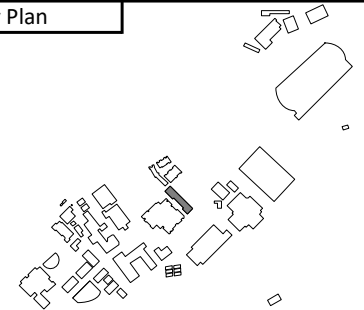
SHEET

**A2. 3**



● 2200 Classrooms CM107  
● A2.2

|                 |   |
|-----------------|---|
| Site            | <b>Las Positas College</b>                  |
| Address         | 3000 Campus Hill Drive, Livermore, CA 94551 |
| Building/Sector | <b>2200 Cabinets</b>                        |
| Key Plan        |   |





**OPENING**  
TECHNOLOGIES, INC.

2050 COMMERCE AVENUE  
CONCORD, CA 94520  
PHONE: 925.674.6900  
FAX: 925.674.6995

Disclaimer: The detail provided in this document is intended to assist in the planning or installation of products and is not drawn to scale. This drawing is not endorsed by any manufacturer and includes no warranty for errors or omissions. Persons referencing this document do so at their own risk and should exercise due diligence and caution. This document is copyrighted and not for distribution or duplication, all rights reserved. © 2019



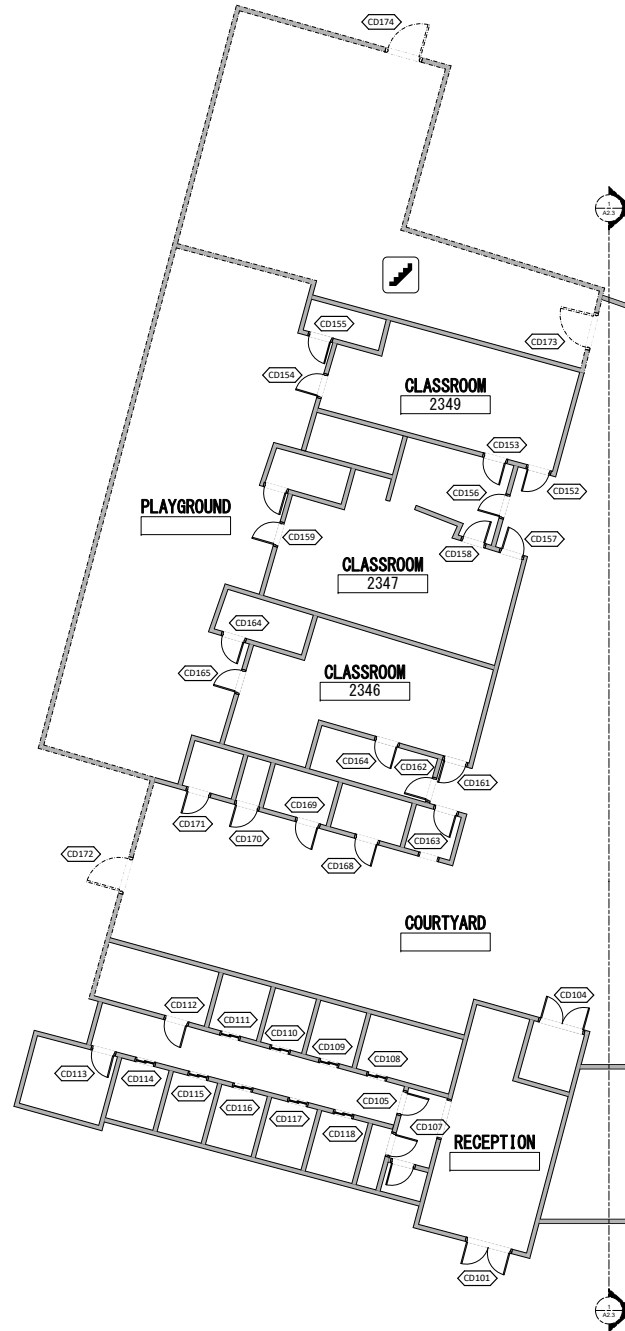
**Chabot Las Positas Community College District**

DATE

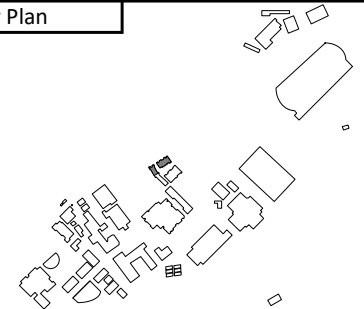
1/7/2019

SHEET

**A2. 2**



|                 |   |
|-----------------|---|
| Site            | <b>Las Positas College</b>                  |
| Address         | 3000 Campus Hill Drive, Livermore, CA 94551 |
| Building/Sector | <b>2300 Child Development Center   West</b> |
| Key Plan        |   |





OPENING TECHNOLOGIES, INC.

2050 COMMERCE AVENUE  
CONCORD, CA 94520  
PHONE: 925.674.6900  
FAX: 925.674.6995

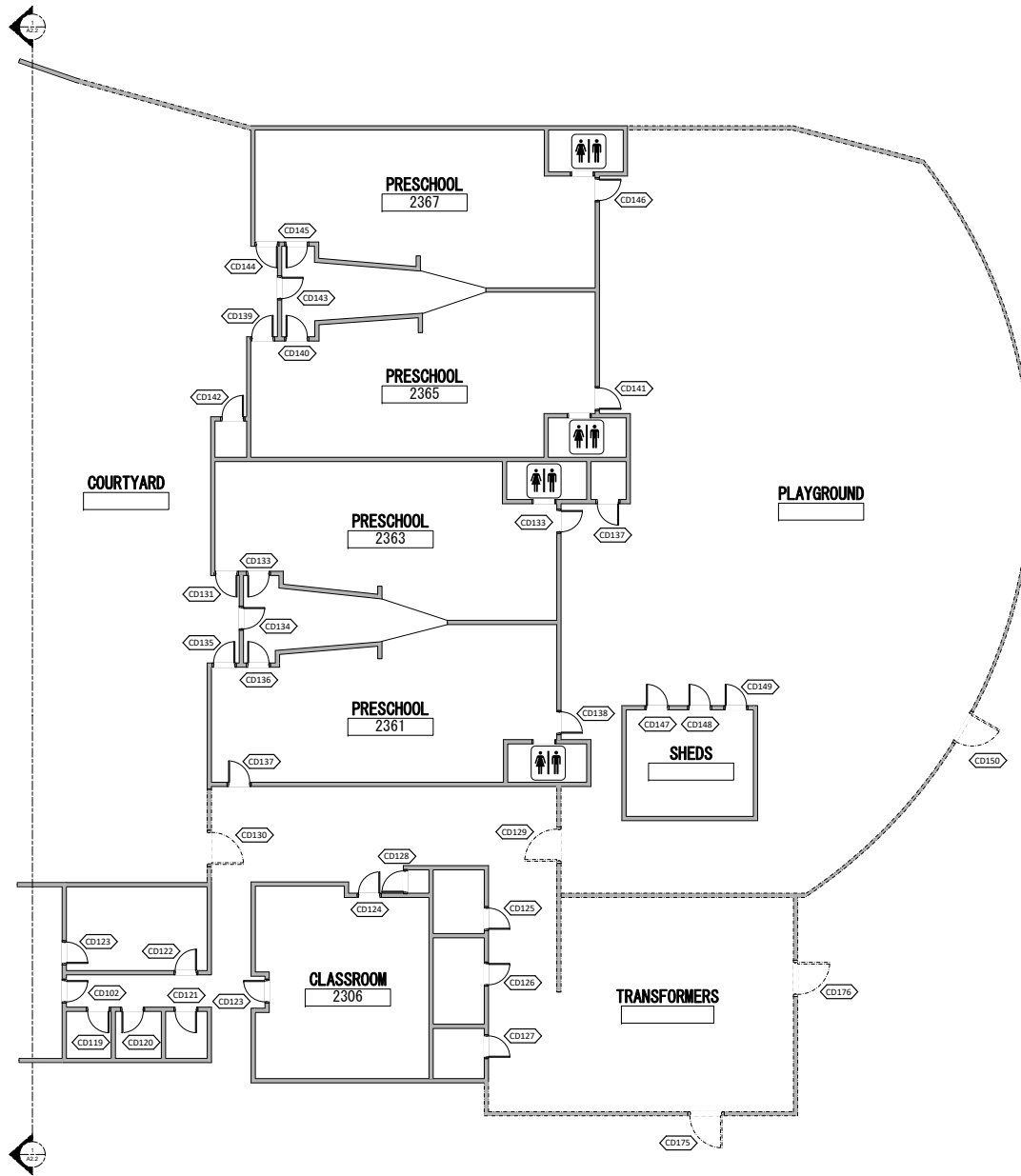
Disclaimer: The detail provided in this document is intended to assist in the planning or installation of products and is not drawn to scale. This drawing is not endorsed by any manufacturer and includes no warranty for errors or omissions. Persons referencing this document do so at their own risk and should exercise due diligence and caution. This document is copyrighted and not for distribution or duplication, all rights reserved. © 2019



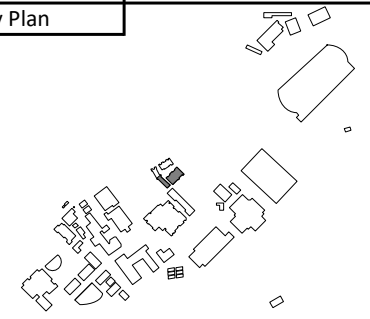
Chabot Las Positas Community College District

DATE  
1/7/2019

SHEET  
A2. 3



|                 |   |
|-----------------|---|
| Site            | <b>Las Positas College</b>                  |
| Address         | 3000 Campus Hill Drive, Livermore, CA 94551 |
| Building/Sector | 2300 Child Development Center   East        |
| Key Plan        |   |





**OPENING TECHNOLOGIES, INC.**

2050 COMMERCE AVENUE  
CONCORD, CA 94520

PHONE: 925.674.6900  
FAX: 925.674.6995

Disclaimer: The detail provided in this document is intended to assist in the planning or installation of products and is not drawn to scale. This drawing is not endorsed by any manufacturer and includes no warranty for errors or omissions. Persons referencing this document do so at their own risk and should exercise due diligence and caution. This document is copyrighted and not for distribution or duplication, all rights reserved. © 2019



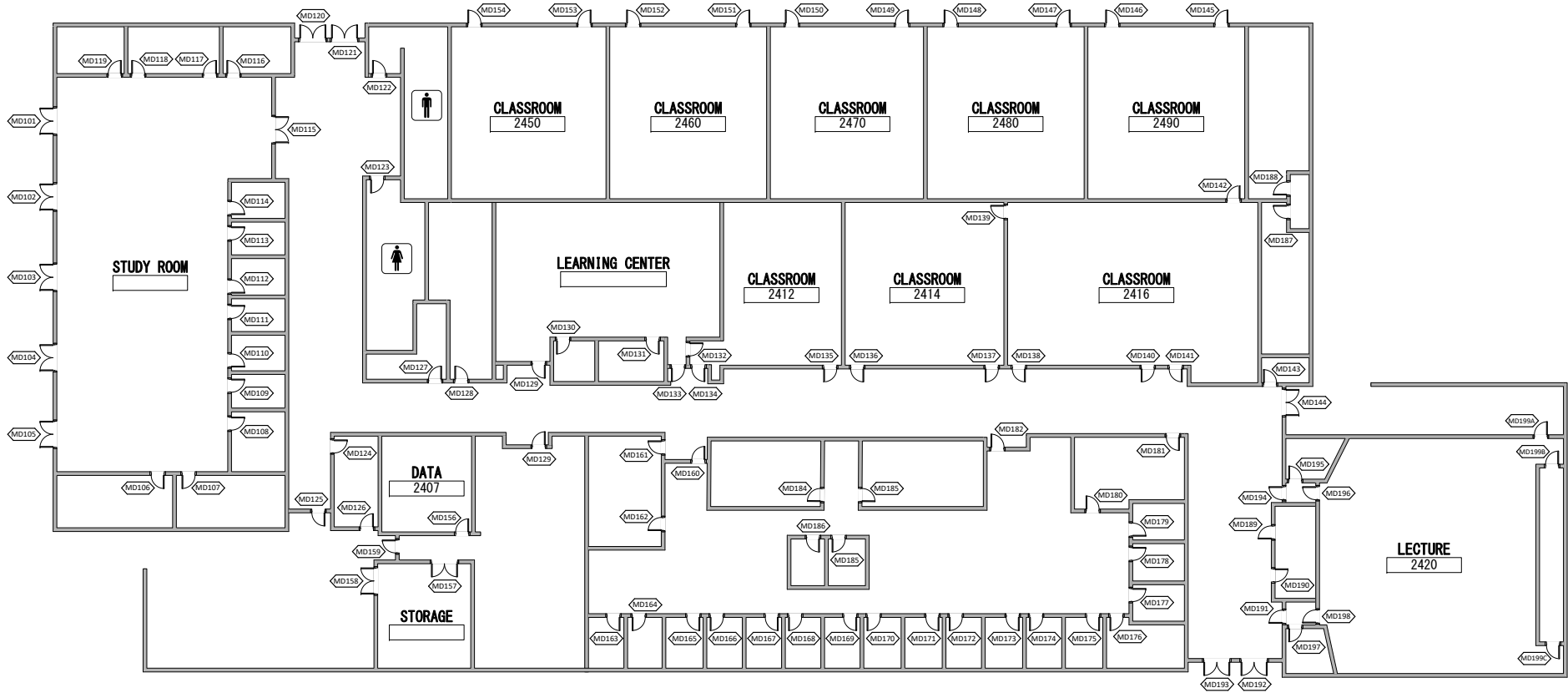
**Chabot Las Positas Community College District**

DATE

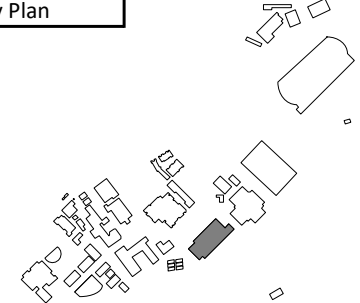
1/7/2019

SHEET

**A2. 2**



|                 |   |
|-----------------|---|
| Site            | <b>Las Positas College</b>                  |
| Address         | 3000 Campus Hill Drive, Livermore, CA 94551 |
| Building/Sector | <b>2400 - Multi-Disciplinary Center</b>     |
| Key Plan        |   |





OPENING TECHNOLOGIES, INC.

2050 COMMERCE AVENUE CONCORD, CA 94520  
PHONE: 925.674.6900 FAX: 925.674.6995

Disclaimer: The detail provided in this document is intended to assist in the planning or installation of products and is not drawn to scale. This drawing is not endorsed by any manufacturer and includes no warranty for errors or omissions. Persons referencing this document do so at their own risk and should exercise due diligence and caution. This document is copyrighted and not for distribution or duplication, all rights reserved. © 2019



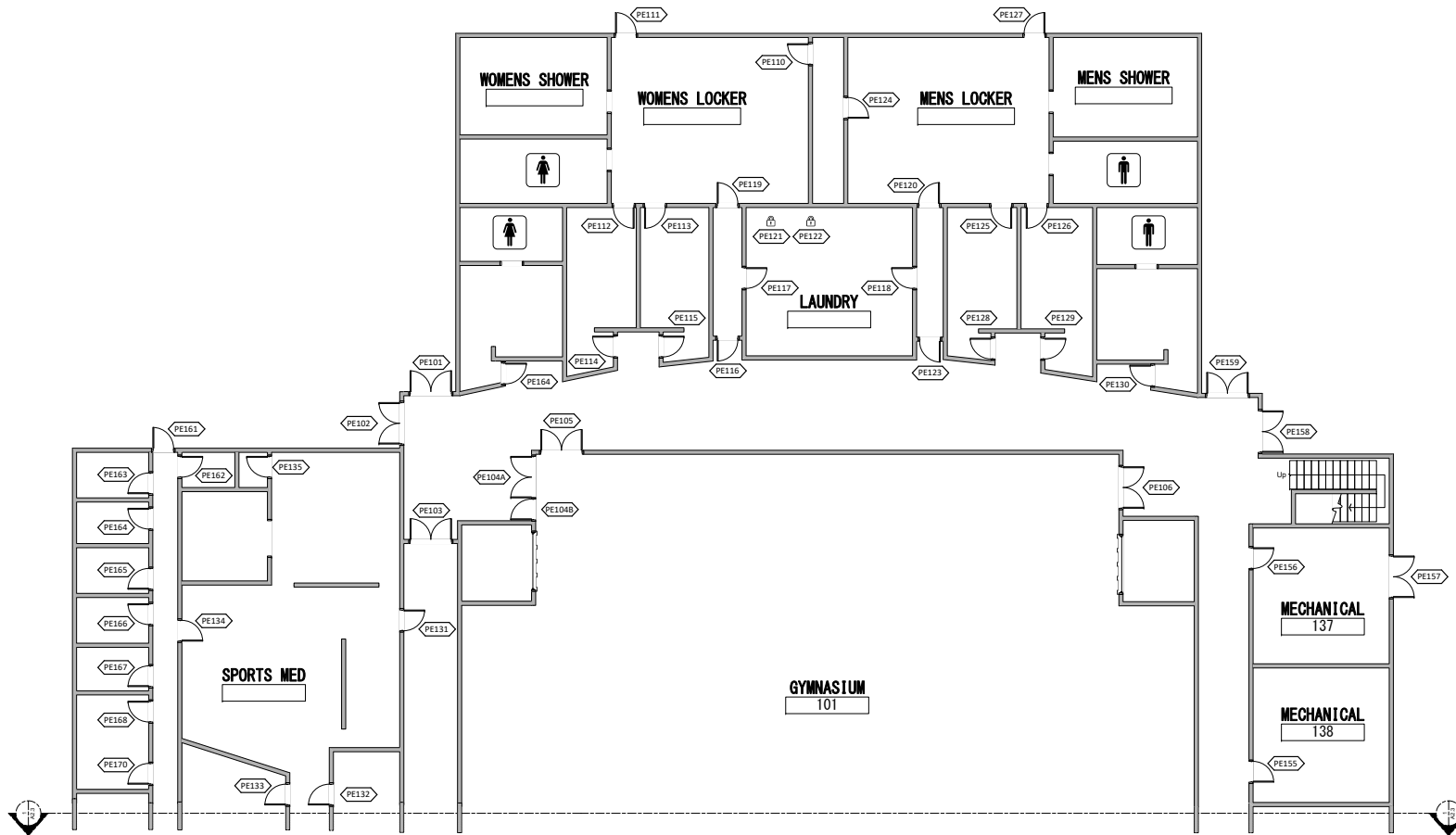
Chabot Las Positas Community College District

DATE

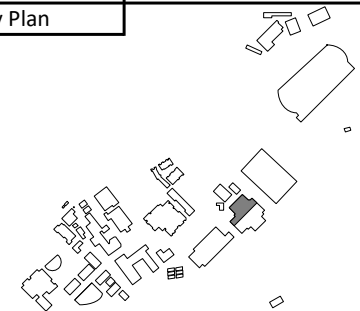
1/7/2019

SHEET

A2. 2



|                 |   |
|-----------------|---|
| Site            | Las Positas College                         |
| Address         | 3000 Campus Hill Drive, Livermore, CA 94551 |
| Building/Sector | 2500 PE Complex - 1st Floor   North         |
| Key Plan        |   |





**OPENING TECHNOLOGIES, INC.**

2050 COMMERCE AVENUE PHONE: 925.674.6900  
CONCORD, CA 94520 FAX: 925.674.6995

**Disclaimer:** The detail provided in this document is intended to assist in the planning or installation of products and is not drawn to scale. This drawing is not endorsed by any manufacturer and includes no warranty for errors or omissions. Persons referencing this document do so at their own risk and should exercise due diligence and caution. This document is copyrighted and not for distribution or duplication, all rights reserved. © 2019



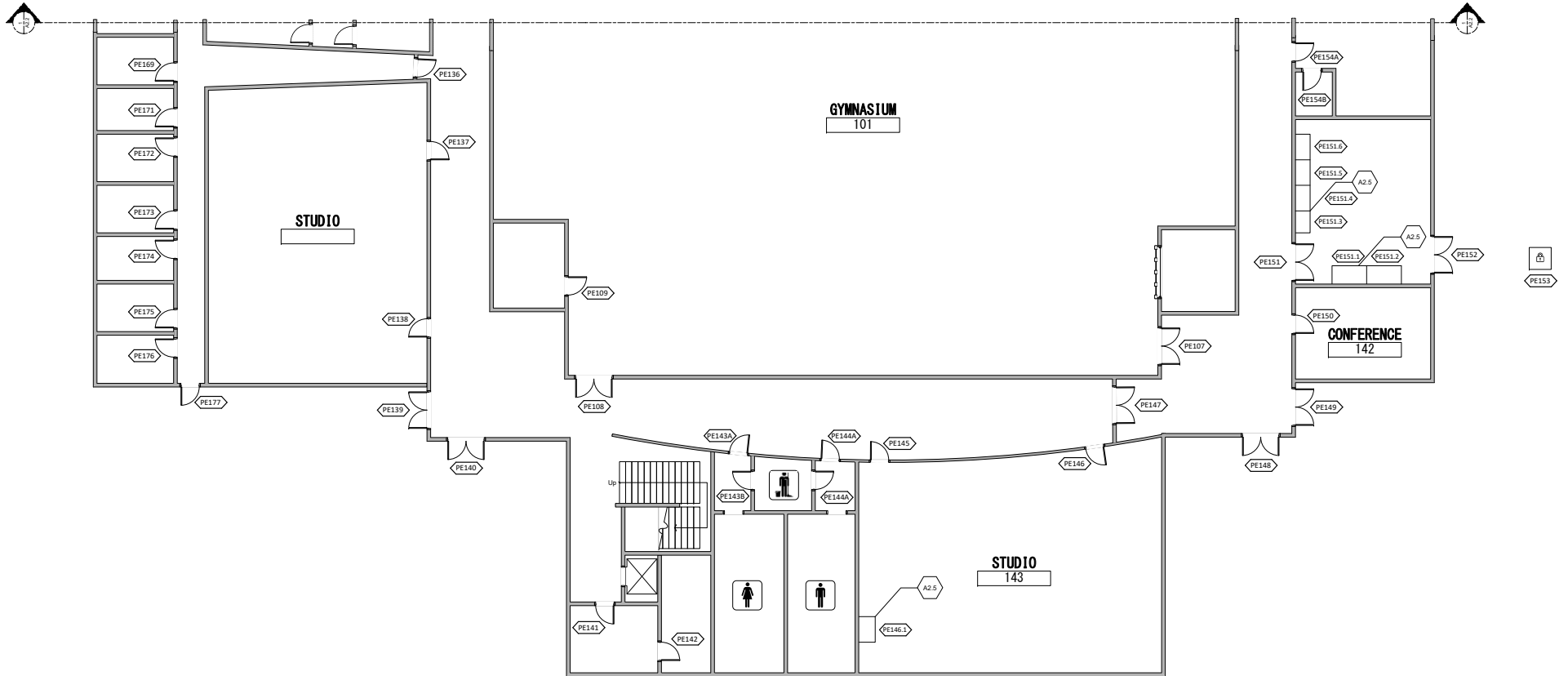
**Chabot Las Positas Community College District**

DATE

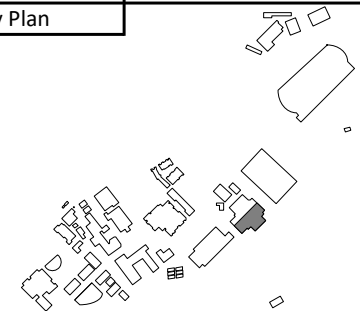
1/7/2019

SHEET

**A2. 3**



|                 |   |
|-----------------|---|
| Site            | <b>Las Positas College</b>                  |
| Address         | 3000 Campus Hill Drive, Livermore, CA 94551 |
| Building/Sector | <b>2500 PE Complex - 1st Floor   South</b>  |
| Key Plan        |   |







**OPENING**  
TECHNOLOGIES, INC.

2050 COMMERCE AVENUE  
CONCORD, CA 94520

PHONE: 925.674.6900  
FAX: 925.674.6995

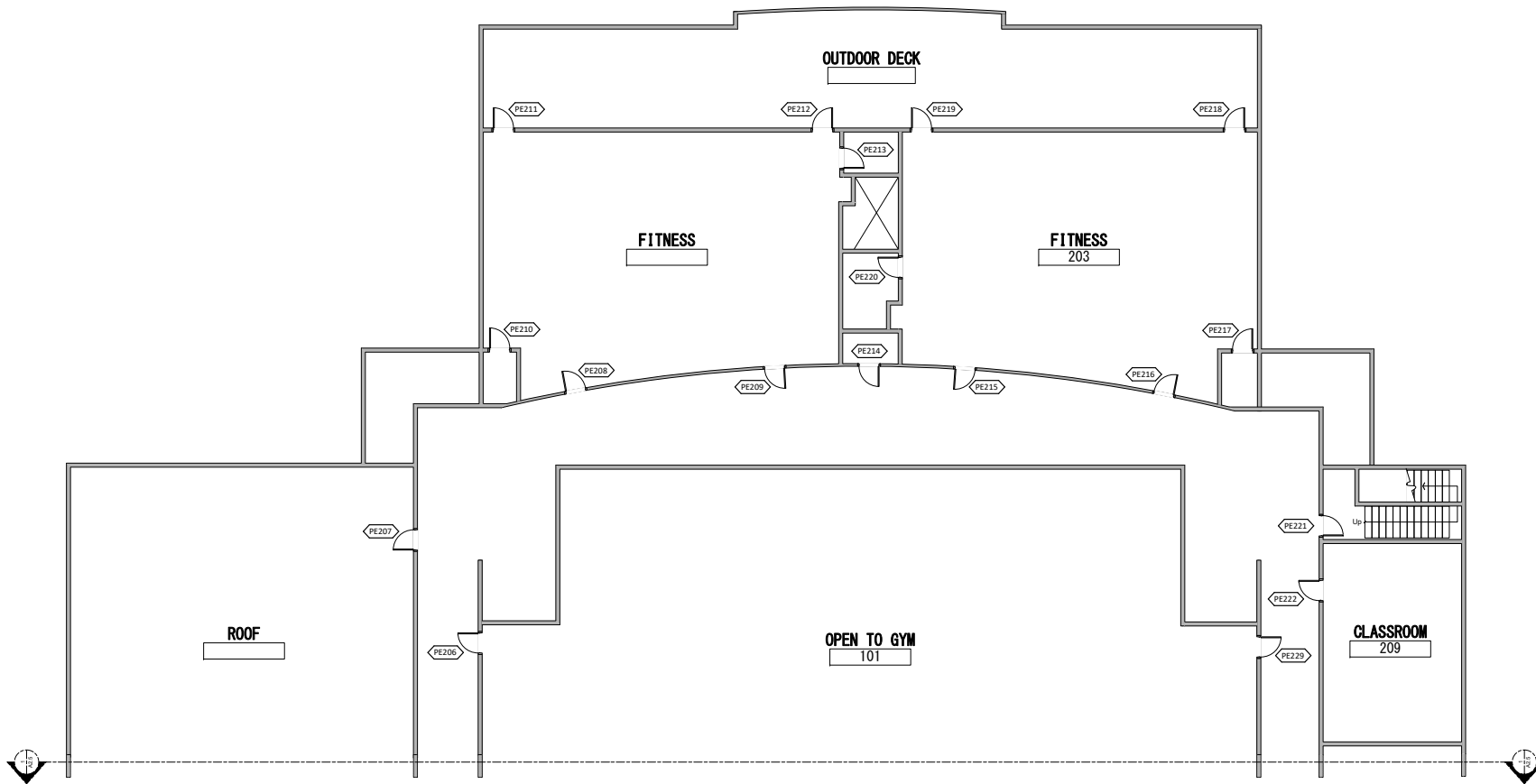
Disclaimer: The detail provided in this document is intended to assist in the planning or installation of products and is not drawn to scale. This drawing is not endorsed by any manufacturer and includes no warranty for errors or omissions. Persons referencing this document do so at their own risk and should exercise due diligence and caution. This document is copyrighted and not for distribution or duplication, all rights reserved. © 2019



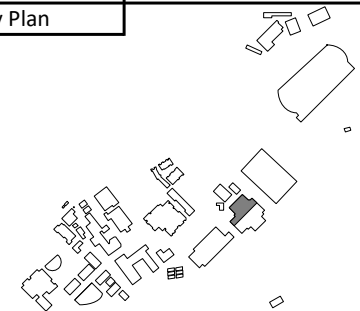
**Chabot Las Positas Community College District**

DATE  
1/7/2019

SHEET  
**A2. 4**



|                 |   |
|-----------------|---|
| Site            | <b>Las Positas College</b>                  |
| Address         | 3000 Campus Hill Drive, Livermore, CA 94551 |
| Building/Sector | <b>2500 PE Complex - 2nd Floor   North</b>  |
| Key Plan        |   |





**OPENING**  
TECHNOLOGIES, INC.

2050 COMMERCE AVENUE  
CONCORD, CA 94520

PHONE: 925.674.6900  
FAX: 925.674.6995

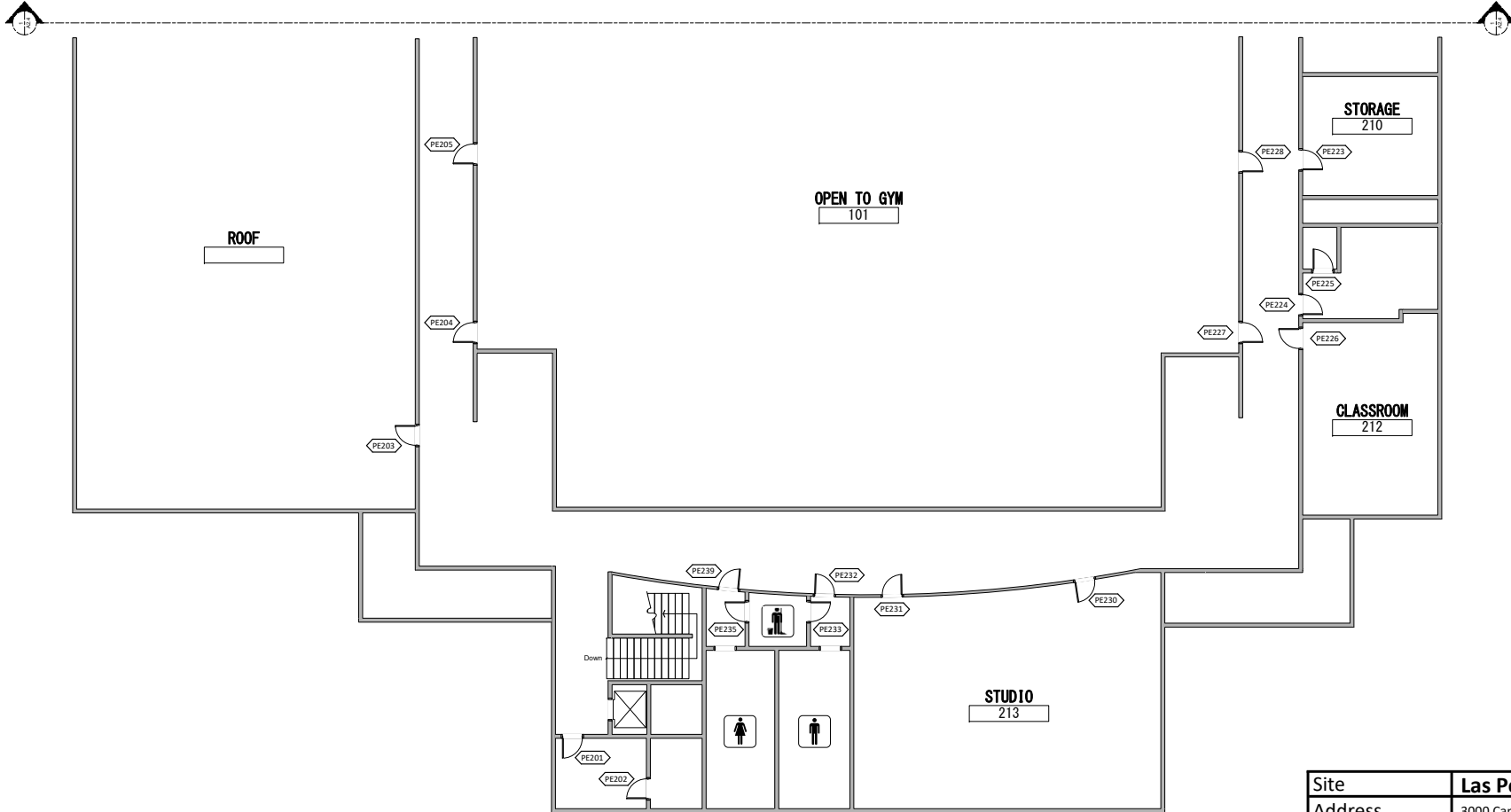
Disclaimer: The detail provided in this document is intended to assist in the planning or installation of products and is not drawn to scale. This drawing is not endorsed by any manufacturer and includes no warranty for errors or omissions. Persons referencing this document do so at their own risk and should exercise due diligence and caution. This document is copyrighted and not for distribution or duplication, all rights reserved. © 2019



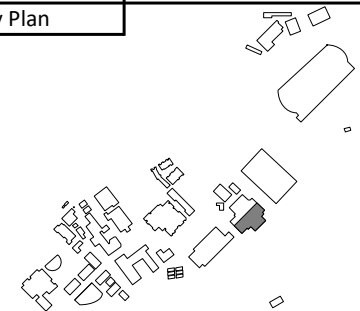
**Chabot Las Positas Community College District**

DATE  
1/7/2019

SHEET  
**A2. 5**



|                 |   |
|-----------------|---|
| Site            | <b>Las Positas College</b>                  |
| Address         | 3000 Campus Hill Drive, Livermore, CA 94551 |
| Building/Sector | <b>2500 PE Complex - 2nd Floor   South</b>  |
| Key Plan        |   |





**OPENING**  
TECHNOLOGIES, INC.

2050 COMMERCE AVENUE    PHONE: 925.674.6900  
CONCORD, CA 94520    FAX: 925.674.6995

**Disclaimer:** The detail provided in this document is intended to assist in the planning or installation of products and is not drawn to scale. This drawing is not endorsed by any manufacturer and includes no warranty for errors or omissions. Persons referencing this document do so at their own risk and should exercise due diligence and caution. This document is copyrighted and not for distribution or duplication, all rights reserved. © 2019



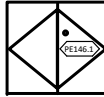
**Chabot Las Positas Community College District**

**DATE**

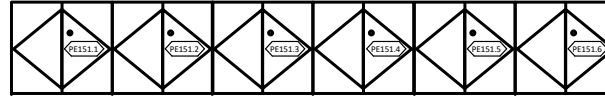
1/7/2019

**SHEET**

**A2. 6**

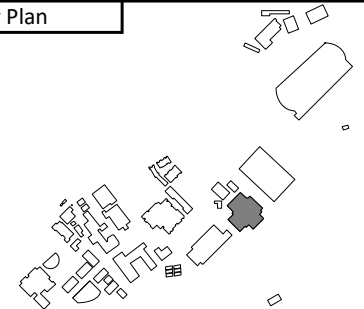


2500 PE Complex – 1<sup>st</sup> Floor | South 146  
A2.3



2500 PE Complex – 1<sup>st</sup> Floor | South 151  
A2.3

|                 |   |
|-----------------|---|
| Site            | <b>Las Positas College</b>                  |
| Address         | 3000 Campus Hill Drive, Livermore, CA 94551 |
| Building/Sector | <b>2500 Cabinets</b>                        |
| Key Plan        |   |





**OPENING**  
TECHNOLOGIES, INC.

2050 COMMERCE AVENUE  
CONCORD, CA 94520

PHONE: 925.674.6900  
FAX: 925.674.6995

Disclaimer: The detail provided in this document is intended to assist in the planning or installation of products and is not drawn to scale. This drawing is not endorsed by any manufacturer and includes no warranty for errors or omissions. Persons referencing this document do so at their own risk and should exercise due diligence and caution. This document is copyrighted and not for distribution or duplication, all rights reserved. © 2019



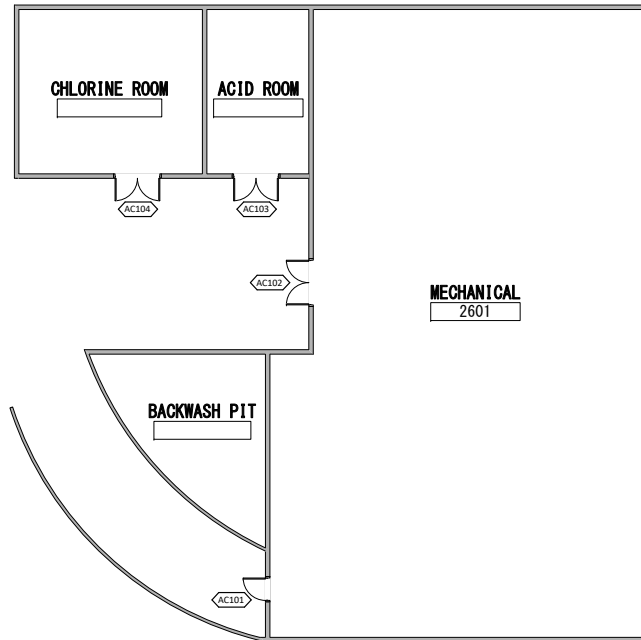
**Chabot Las Positas Community College District**

DATE

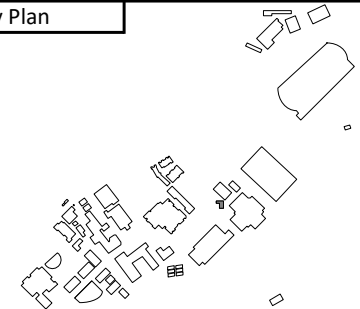
1/7/2019

SHEET

**A2. 2**



|                 |   |
|-----------------|---|
| Site            | <b>Las Positas College</b>                  |
| Address         | 3000 Campus Hill Drive, Livermore, CA 94551 |
| Building/Sector | <b>2600 Aquatic Center - 1st Floor</b>      |
| Key Plan        |   |





**OPENING**  
TECHNOLOGIES, INC.

2050 COMMERCE AVENUE  
CONCORD, CA 94520

PHONE: 925.674.6900  
FAX: 925.674.6995

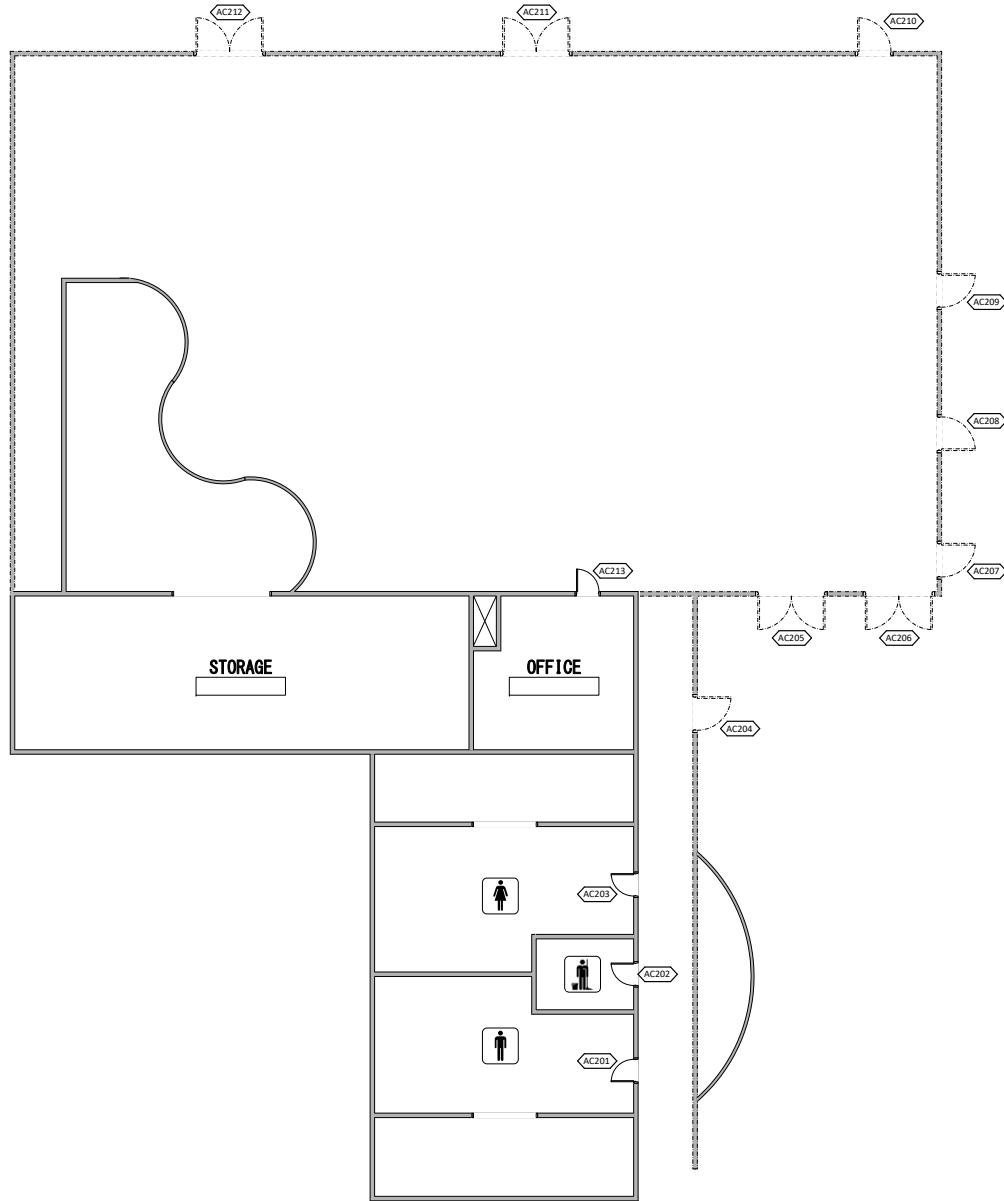
**Disclaimer:** The detail provided in this document is intended to assist in the planning or installation of products and is not drawn to scale. This drawing is not endorsed by any manufacturer and includes no warranty for errors or omissions. Persons referencing this document do so at their own risk and should exercise due diligence and caution. This document is copyrighted and not for distribution or duplication, all rights reserved. © 2019



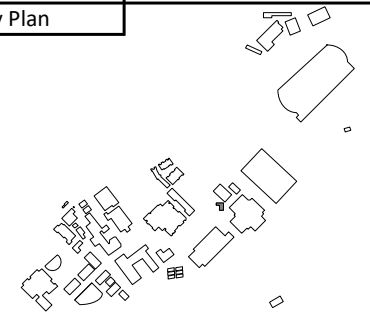
**Chabot Las Positas Community College District**

DATE  
1/7/2019

SHEET  
**A2. 3**



|                 |   |
|-----------------|---|
| Site            | <b>Las Positas College</b>                  |
| Address         | 3000 Campus Hill Drive, Livermore, CA 94551 |
| Building/Sector | <b>2600 Aquatic Center - 2nd Floor</b>      |
| Key Plan        |   |





**OPENING**  
TECHNOLOGIES, INC.

2050 COMMERCE AVENUE  
CONCORD, CA 94520

PHONE: 925.674.6900  
FAX: 925.674.6995

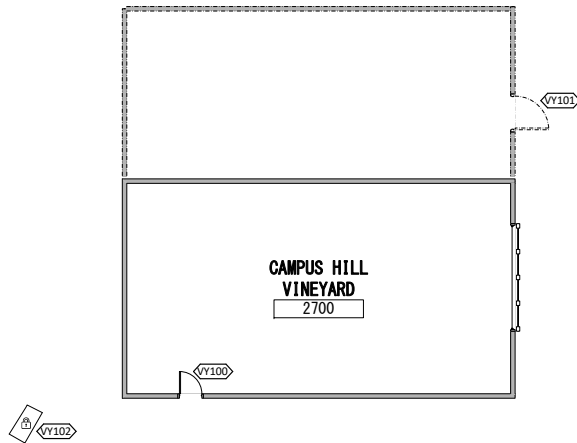
Disclaimer: The detail provided in this document is intended to assist in the planning or installation of products and is not drawn to scale. This drawing is not endorsed by any manufacturer and includes no warranty for errors or omissions. Persons referencing this document do so at their own risk and should exercise due diligence and caution. This document is copyrighted and not for distribution or duplication, all rights reserved. © 2019



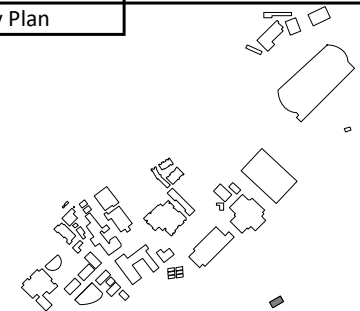
**Chabot Las Positas Community College District**

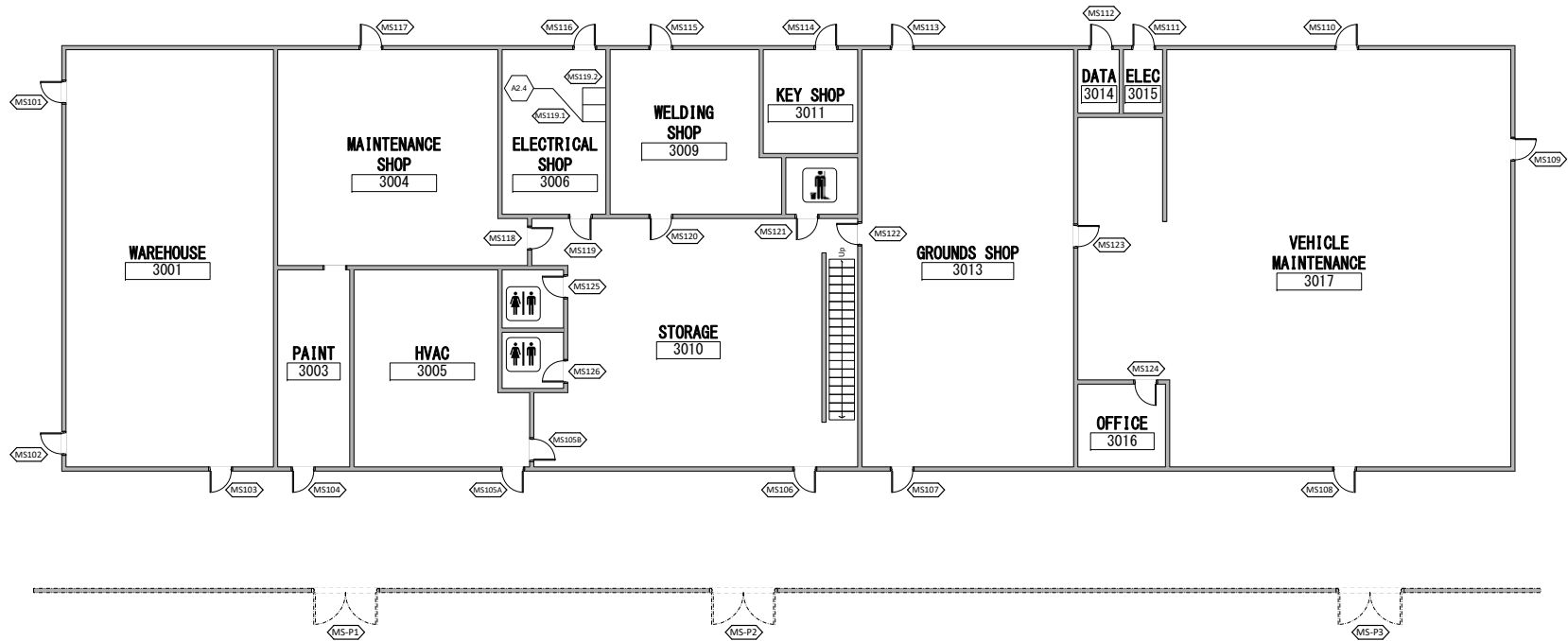
DATE  
1/7/2019

SHEET  
**A2. 2**



|                 |   |
|-----------------|---|
| Site            | <b>Las Positas College</b>                  |
| Address         | 3000 Campus Hill Drive, Livermore, CA 94551 |
| Building/Sector | <b>2700 - Campus Hill Vineyard</b>          |
| Key Plan        |   |





|                 |   |
|-----------------|---|
| Site            | <b>Las Positas College</b>                  |
| Address         | 3000 Campus Hill Drive, Livermore, CA 94551 |
| Building/Sector | 3000 Maintenance & Operations               |
| Key Plan        |   |



**OPENING**  
TECHNOLOGIES, INC.

2050 COMMERCE AVENUE  
CONCORD, CA 94520

PHONE: 925.674.6900  
FAX: 925.674.6995

Disclaimer: The detail provided in this document is intended to assist in the planning or installation of products and is not drawn to scale. This drawing is not endorsed by any manufacturer and includes no warranty for errors or omissions. Persons referencing this document do so at their own risk and should exercise due diligence and caution. This document is copyrighted and not for distribution or duplication, all rights reserved. © 2019



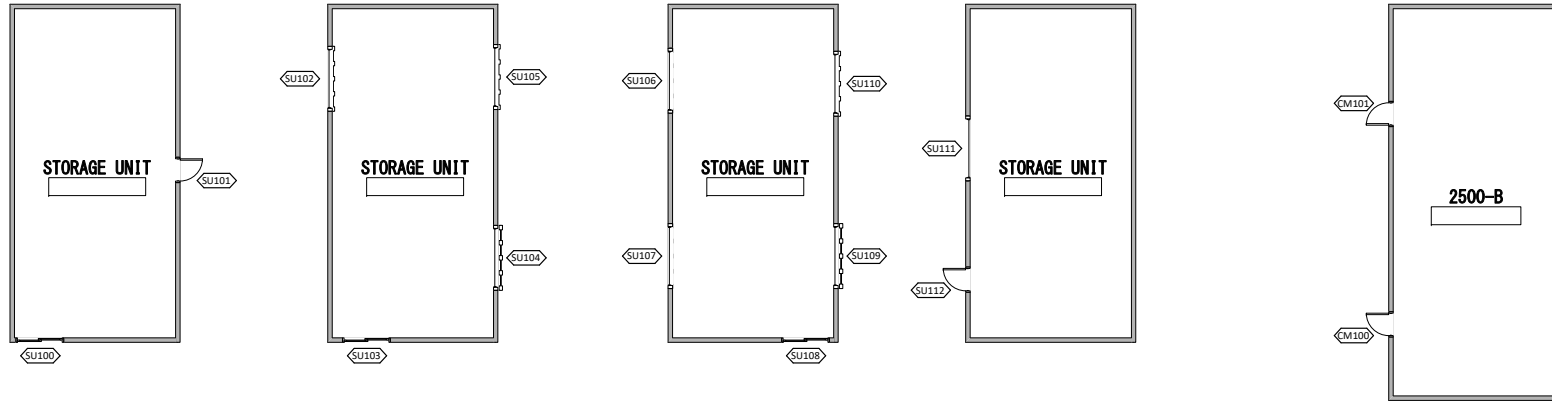
**Chabot Las Positas Community College District**

DATE

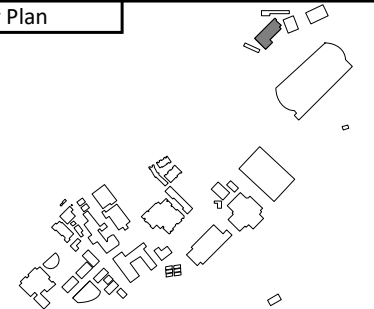
1/7/2019

SHEET

**A2. 3**



|                 |  |
|-----------------|--|
| Site            | <b>Las Positas College</b>                   |
| Address         | 3000 Campus Hill Drive, Livermore, CA 94551  |
| Building/Sector | 3000 Maintenance & Operations   Outbuildings |
| Key Plan        |  |







**OPENING**  
TECHNOLOGIES, INC.

2050 COMMERCE AVENUE  
CONCORD, CA 94520

PHONE: 925.674.6900  
FAX: 925.674.6995

**Disclaimer:** The detail provided in this document is intended to assist in the planning or installation of products and is not drawn to scale. This drawing is not endorsed by any manufacturer and includes no warranty for errors or omissions. Persons referencing this document do so at their own risk and should exercise due diligence and caution. This document is copyrighted and not for distribution or duplication, all rights reserved. © 2019



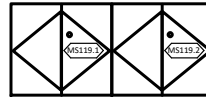
**Chabot Las Positas Community College District**

DATE

1/7/2019

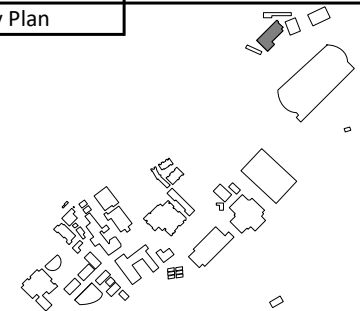
SHEET

**A2. 4**



● 3000 Maintenance & Operations MS119  
A2.2

|                 |   |
|-----------------|---|
| Site            | <b>Las Positas College</b>                  |
| Address         | 3000 Campus Hill Drive, Livermore, CA 94551 |
| Building/Sector | 3000 Cabinets                               |
| Key Plan        |   |





**OPENING**  
TECHNOLOGIES, INC.

2050 COMMERCE AVENUE  
CONCORD, CA 94520

PHONE: 925.674.6900  
FAX: 925.674.6995

Disclaimer: The detail provided in this document is intended to assist in the planning or installation of products and is not drawn to scale. This drawing is not endorsed by any manufacturer and includes no warranty for errors or omissions. Persons referencing this document do so at their own risk and should exercise due diligence and caution. This document is copyrighted and not for distribution or duplication, all rights reserved. © 2019



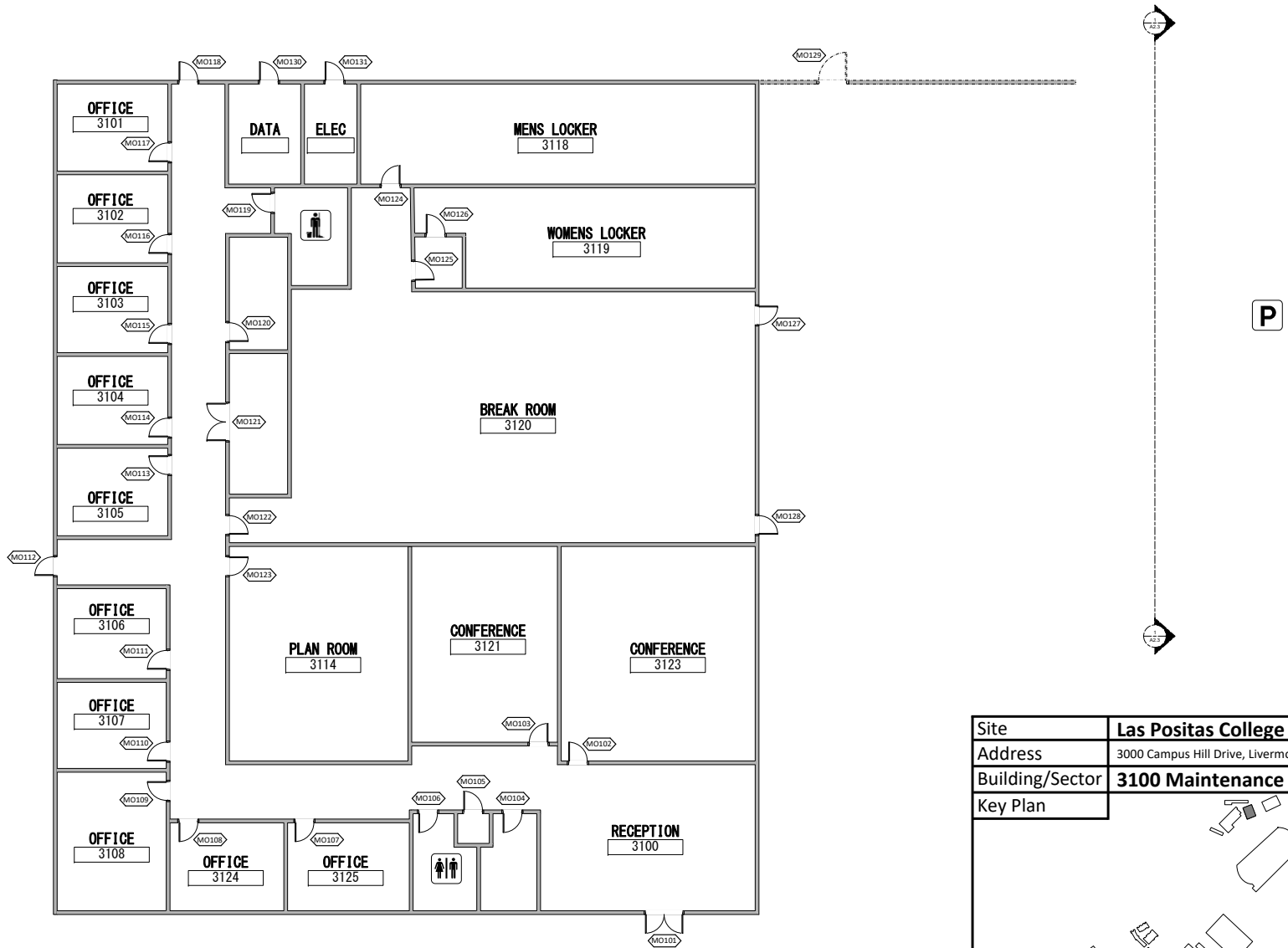
**Chabot Las Positas Community College District**

DATE

1/7/2019

SHEET

**A2. 2**



|                 |   |
|-----------------|---|
| Site            | <b>Las Positas College</b>                  |
| Address         | 3000 Campus Hill Drive, Livermore, CA 94551 |
| Building/Sector | <b>3100 Maintenance Offices</b>             |
| Key Plan        |   |



**OPENING TECHNOLOGIES, INC.**

2050 COMMERCE AVENUE  
CONCORD, CA 94520  
PHONE: 925.674.6900  
FAX: 925.674.6995

Disclaimer: The detail provided in this document is intended to assist in the planning or installation of products and is not drawn to scale. This drawing is not endorsed by any manufacturer and includes no warranty for errors or omissions. Persons referencing this document do so at their own risk and should exercise due diligence and caution. This document is copyrighted and not for distribution or duplication, all rights reserved. © 2019



**Chabot Las Positas Community College District**

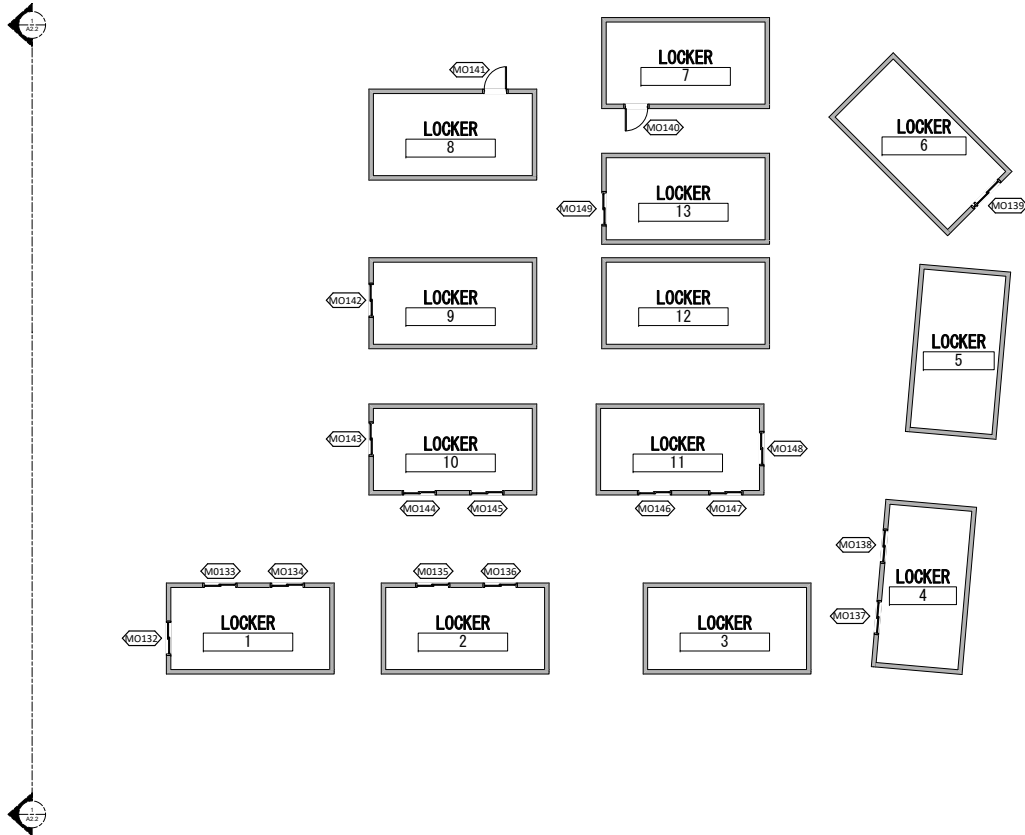
DATE

1/7/2019

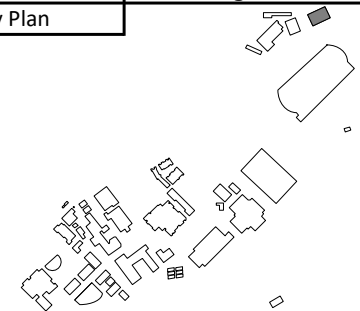
SHEET

**A2. 3**

**P**



|                 |   |
|-----------------|---|
| Site            | <b>Las Positas College</b>                  |
| Address         | 3000 Campus Hill Drive, Livermore, CA 94551 |
| Building/Sector | <b>3100 Freight Lockers</b>                 |
| Key Plan        |   |





**OPENING**  
TECHNOLOGIES, INC.

2050 COMMERCE AVENUE  
CONCORD, CA 94520

PHONE: 925.674.6900  
FAX: 925.674.6995

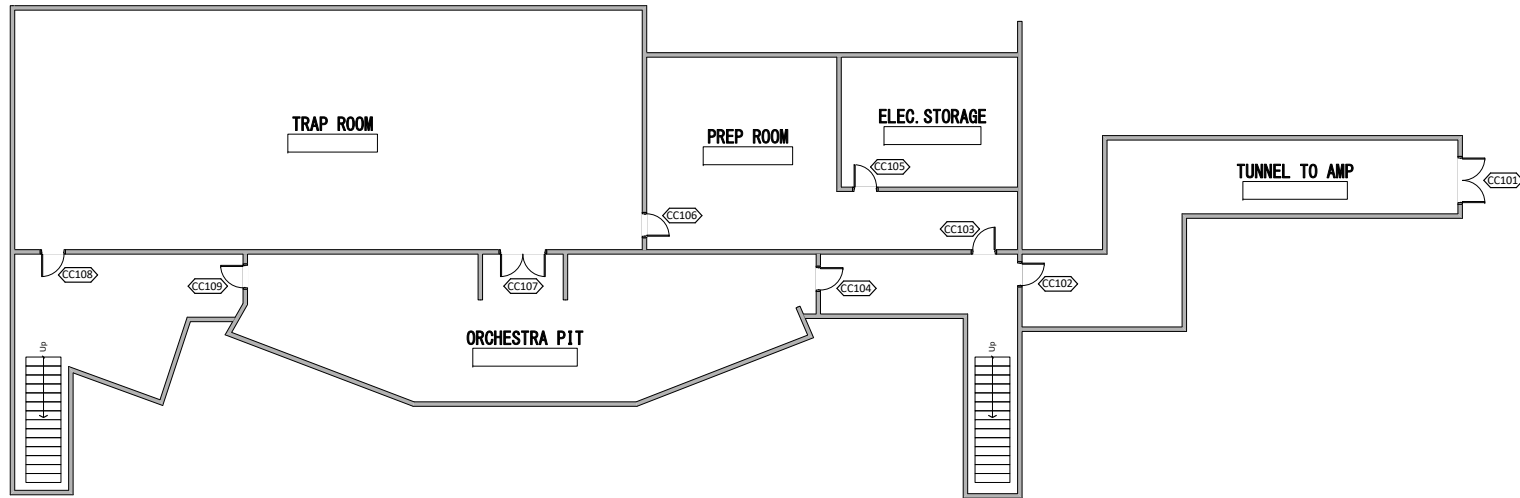
Disclaimer: The detail provided in this document is intended to assist in the planning or installation of products and is not drawn to scale. This drawing is not endorsed by any manufacturer and includes no warranty for errors or omissions. Persons referencing this document do so at their own risk and should exercise due diligence and caution. This document is copyrighted and not for distribution or duplication, all rights reserved. © 2019



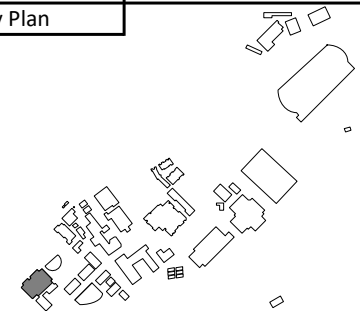
**Chabot Las Positas Community College District**

DATE  
1/7/2019

SHEET  
**A2. 2**



|                 |   |
|-----------------|---|
| Site            | <b>Las Positas College</b>                  |
| Address         | 3000 Campus Hill Drive, Livermore, CA 94551 |
| Building/Sector | 4000 Center for the Arts - Basement         |
| Key Plan        |   |





**OPENING**  
TECHNOLOGIES, INC.

2050 COMMERCE AVENUE PHONE: 925.674.6900  
CONCORD, CA 94520 FAX: 925.674.6995

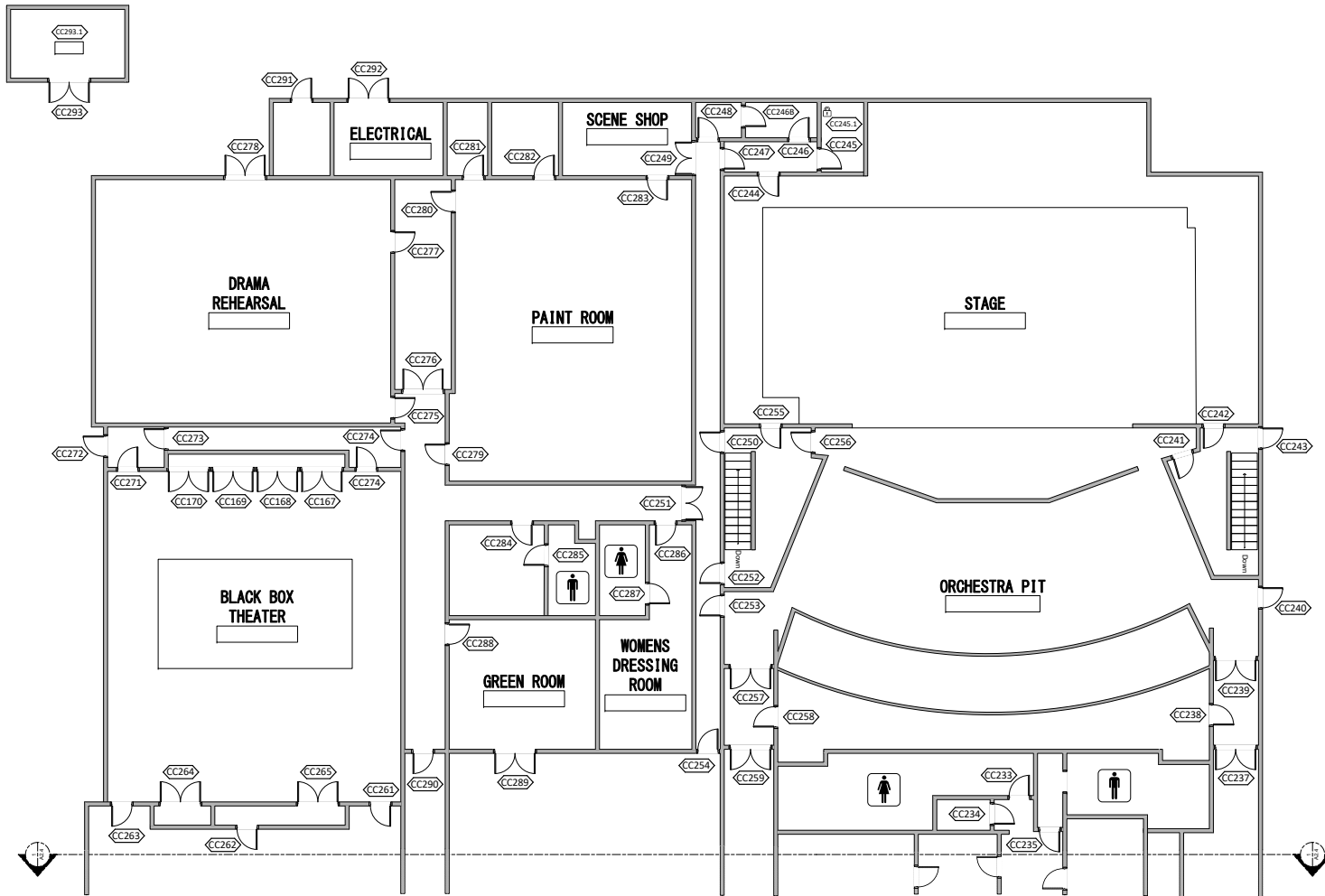
Disclaimer: The detail provided in this document is intended to assist in the planning or installation of products and is not drawn to scale. This drawing is not endorsed by any manufacturer and includes no warranty for errors or omissions. Persons referencing this document do so at their own risk and should exercise due diligence and caution. This document is copyrighted and not for distribution or duplication, all rights reserved. © 2019



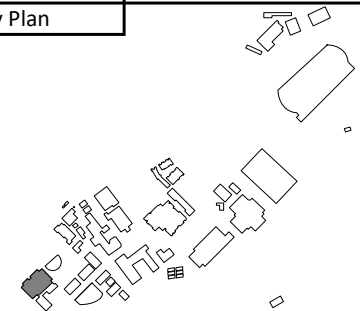
**Chabot Las Positas Community College District**

DATE  
1/7/2019

SHEET  
**A2. 3**



|                 |  |
|-----------------|--|
| Site            | <b>Las Positas College</b>                   |
| Address         | 3000 Campus Hill Drive, Livermore, CA 94551  |
| Building/Sector | 4000 Center for the Arts - 1st Floor   North |
| Key Plan        |  |





**OPENING**  
TECHNOLOGIES, INC.

2050 COMMERCE AVENUE  
CONCORD, CA 94520  
PHONE: 925.674.6900  
FAX: 925.674.6995

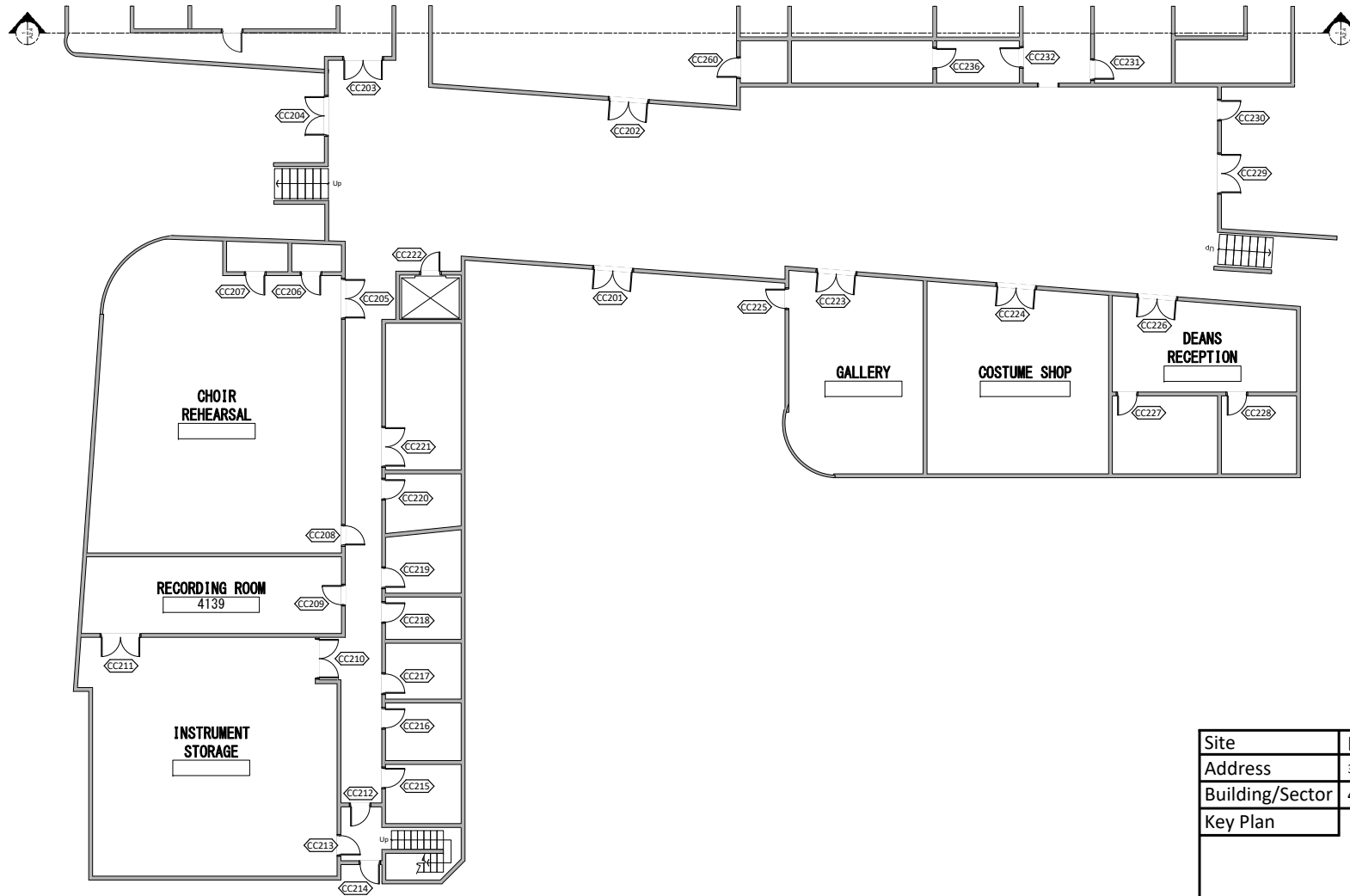
Disclaimer: The detail provided in this document is intended to assist in the planning or installation of products and is not drawn to scale. This drawing is not endorsed by any manufacturer and includes no warranty for errors or omissions. Persons referencing this document do so at their own risk and should exercise due diligence and caution. This document is copyrighted and not for distribution or duplication, all rights reserved. © 2019



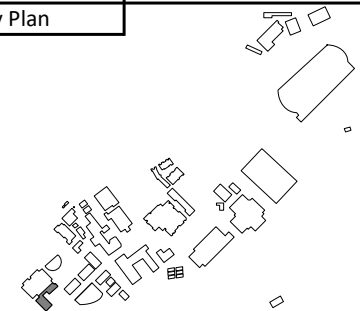
**Chabot Las Positas Community College District**

DATE  
1/7/2019

SHEET  
**A2. 4**



|                 |  |
|-----------------|--|
| Site            | <b>Las Positas College</b>                   |
| Address         | 3000 Campus Hill Drive, Livermore, CA 94551  |
| Building/Sector | 4000 Center for the Arts - 1st Floor   South |
| Key Plan        |  |





**OPENING**  
TECHNOLOGIES, INC.

2050 COMMERCE AVENUE  
CONCORD, CA 94520

PHONE: 925.674.6900  
FAX: 925.674.6995

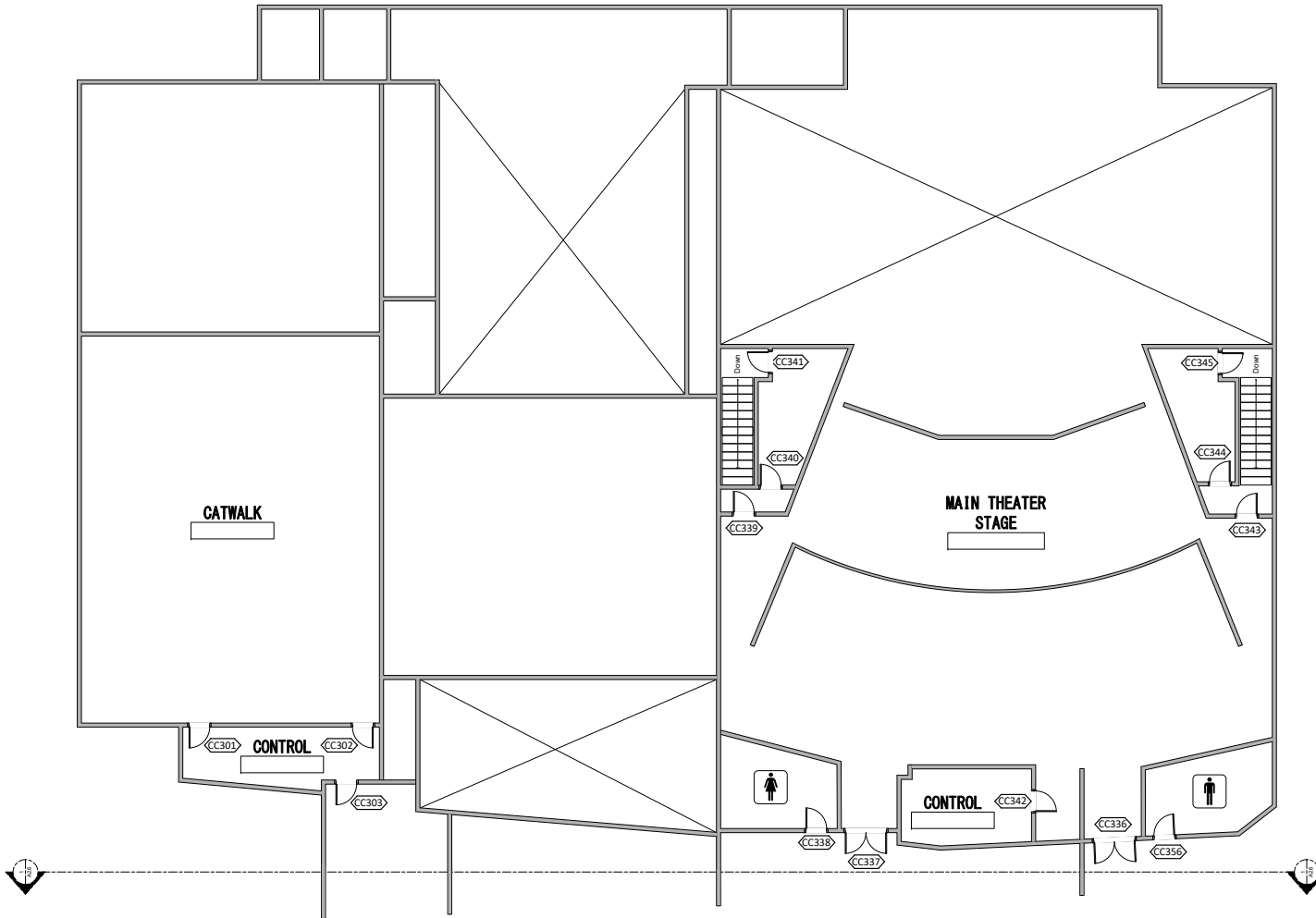
Disclaimer: The detail provided in this document is intended to assist in the planning or installation of products and is not drawn to scale. This drawing is not endorsed by any manufacturer and includes no warranty for errors or omissions. Persons referencing this document do so at their own risk and should exercise due diligence and caution. This document is copyrighted and not for distribution or duplication, all rights reserved. © 2019



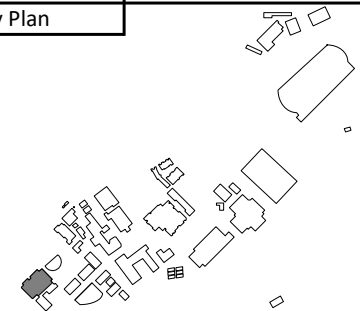
**Chabot Las Positas Community College District**

DATE  
1/7/2019

SHEET  
**A2. 5**



|                 |  |
|-----------------|--|
| Site            | <b>Las Positas College</b>                   |
| Address         | 3000 Campus Hill Drive, Livermore, CA 94551  |
| Building/Sector | 4000 Center for the Arts - 2nd Floor   North |
| Key Plan        |  |





**OPENING**  
TECHNOLOGIES, INC.

2050 COMMERCE AVENUE    PHONE: 925.674.6900  
CONCORD, CA 94520    FAX: 925.674.6995

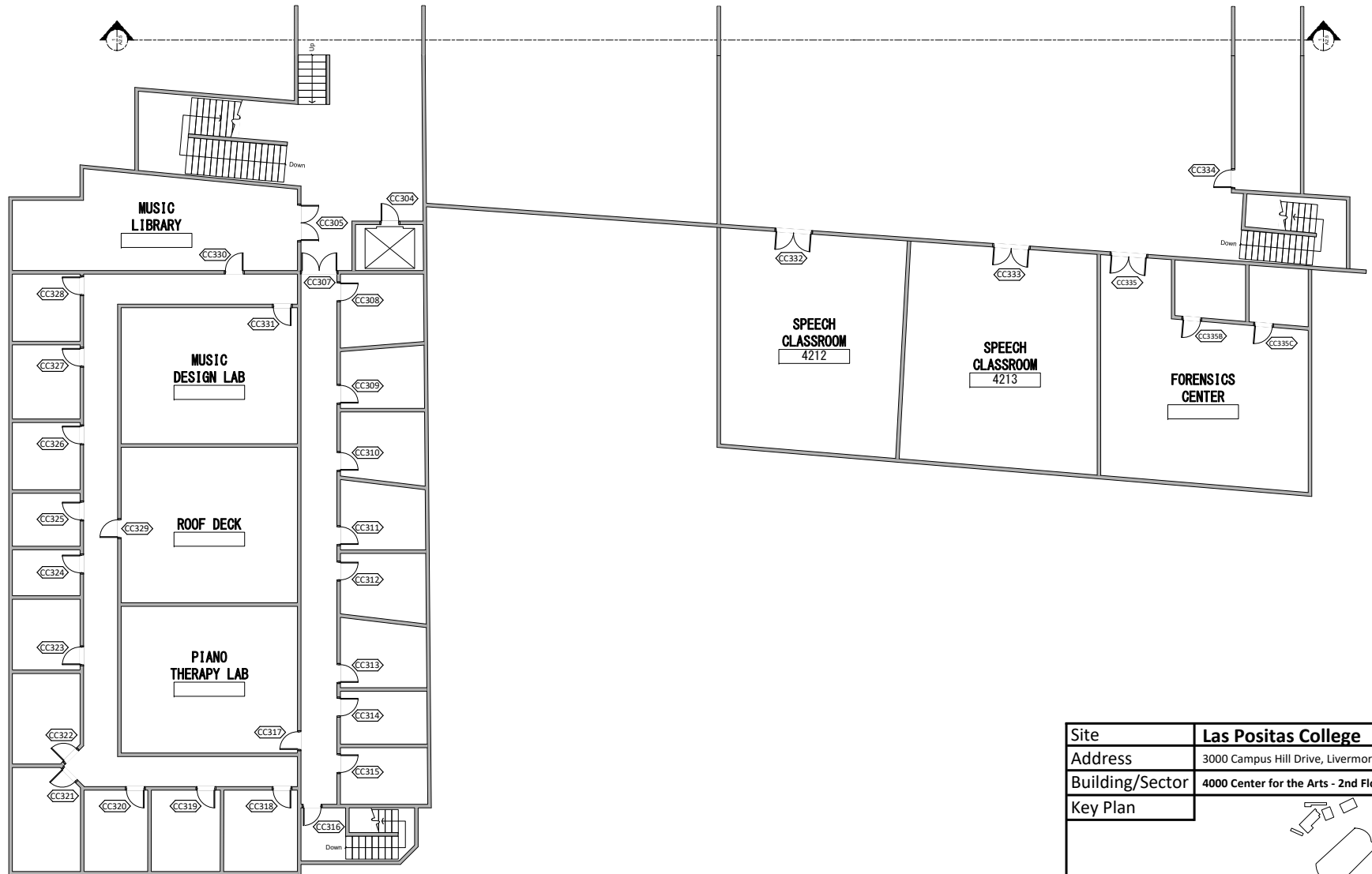
Disclaimer: The detail provided in this document is intended to assist in the planning or installation of products and is not drawn to scale. This drawing is not endorsed by any manufacturer and includes no warranty for errors or omissions. Persons referencing this document do so at their own risk and should exercise due diligence and caution. This document is copyrighted and not for distribution or duplication, all rights reserved. © 2019



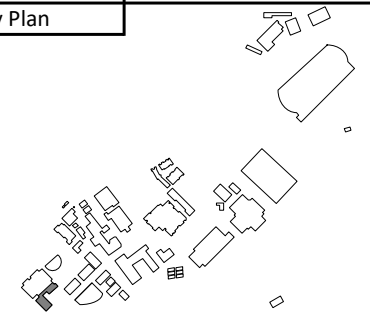
**Chabot Las Positas Community College District**

DATE  
1/7/2019

SHEET  
**A2. 6**



|                 |  |
|-----------------|--|
| Site            | <b>Las Positas College</b>                   |
| Address         | 3000 Campus Hill Drive, Livermore, CA 94551  |
| Building/Sector | 4000 Center for the Arts - 2nd Floor   South |
| Key Plan        |  |







**OPENING**  
TECHNOLOGIES, INC.

2050 COMMERCE AVENUE  
CONCORD, CA 94520

PHONE: 925.674.6900  
FAX: 925.674.6995

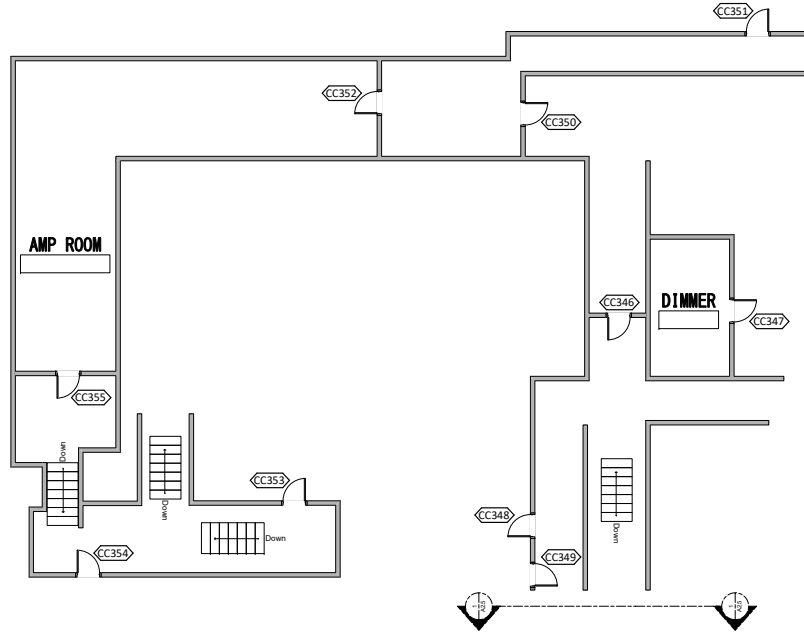
Disclaimer: The detail provided in this document is intended to assist in the planning or installation of products and is not drawn to scale. This drawing is not endorsed by any manufacturer and includes no warranty for errors or omissions. Persons referencing this document do so at their own risk and should exercise due diligence and caution. This document is copyrighted and not for distribution or duplication, all rights reserved. © 2019



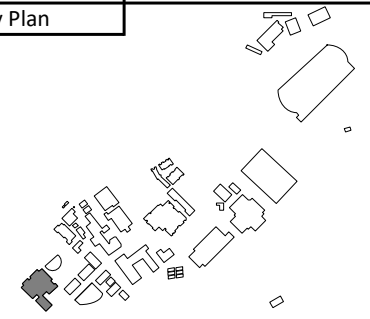
**Chabot Las Positas Community College District**

DATE  
1/7/2019

SHEET  
**A2. 7**



|                 |   |
|-----------------|---|
| Site            | <b>Las Positas College</b>                  |
| Address         | 3000 Campus Hill Drive, Livermore, CA 94551 |
| Building/Sector | 4000 Center for the Arts - Catwalk          |
| Key Plan        |   |





**OPENING**  
TECHNOLOGIES, INC.

2050 COMMERCE AVENUE  
CONCORD, CA 94520

PHONE: 925.674.6900  
FAX: 925.674.6995

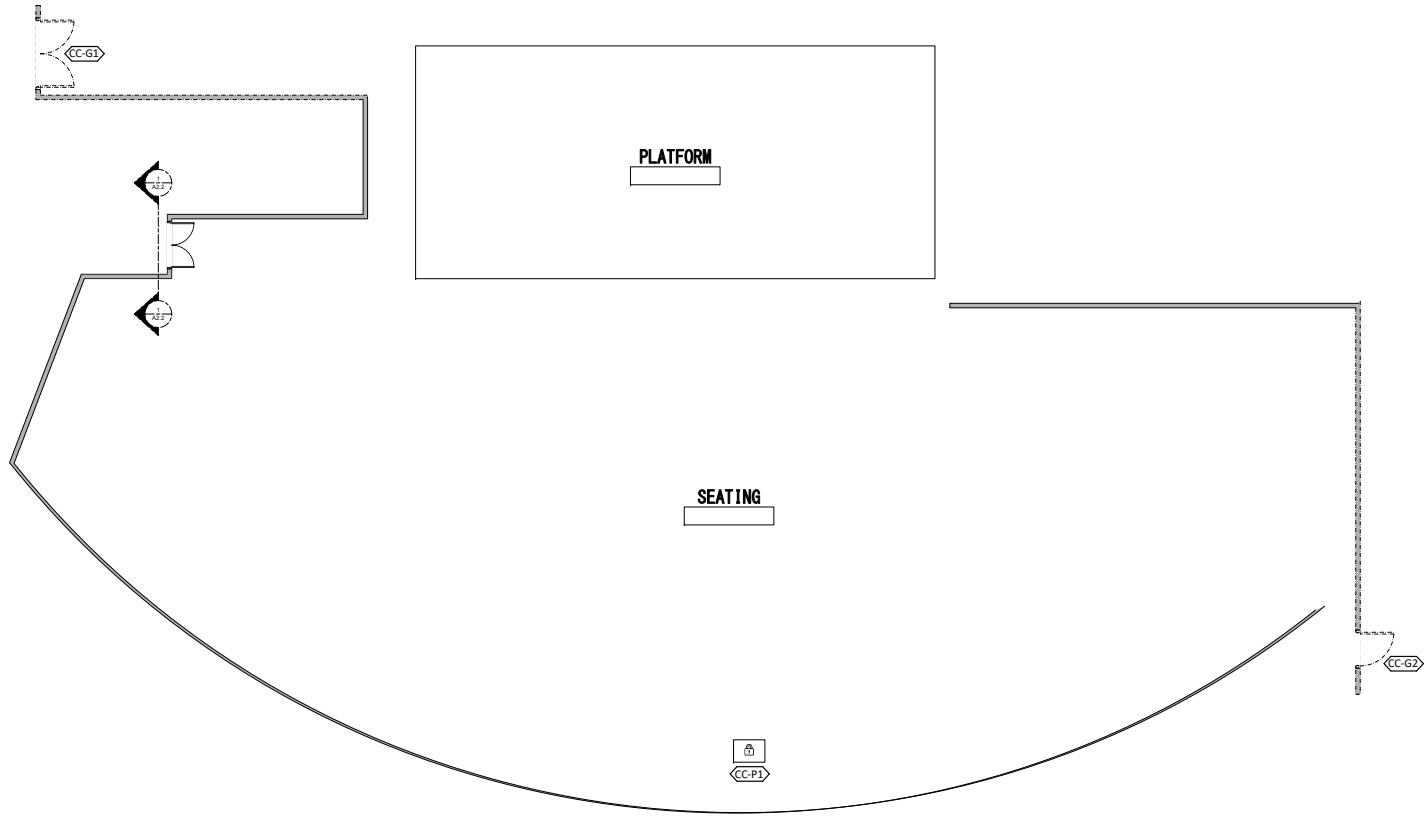
Disclaimer: The detail provided in this document is intended to assist in the planning or installation of products and is not drawn to scale. This drawing is not endorsed by any manufacturer and includes no warranty for errors or omissions. Persons referencing this document do so at their own risk and should exercise due diligence and caution. This document is copyrighted and not for distribution or duplication, all rights reserved. © 2019



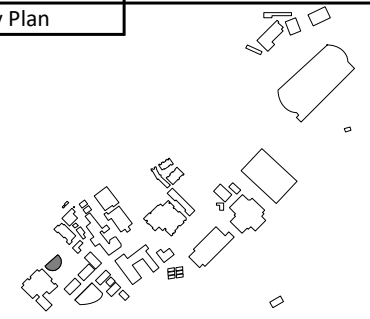
**Chabot Las Positas Community College District**

DATE  
1/7/2019

SHEET  
**A2. 8**



|                 |   |
|-----------------|---|
| Site            | <b>Las Positas College</b>                  |
| Address         | 3000 Campus Hill Drive, Livermore, CA 94551 |
| Building/Sector | 4000 Amphitheater                           |
| Key Plan        |   |





**OPENING**  
TECHNOLOGIES, INC.

2050 COMMERCE AVENUE  
CONCORD, CA 94520

PHONE: 925.674.6900  
FAX: 925.674.6995

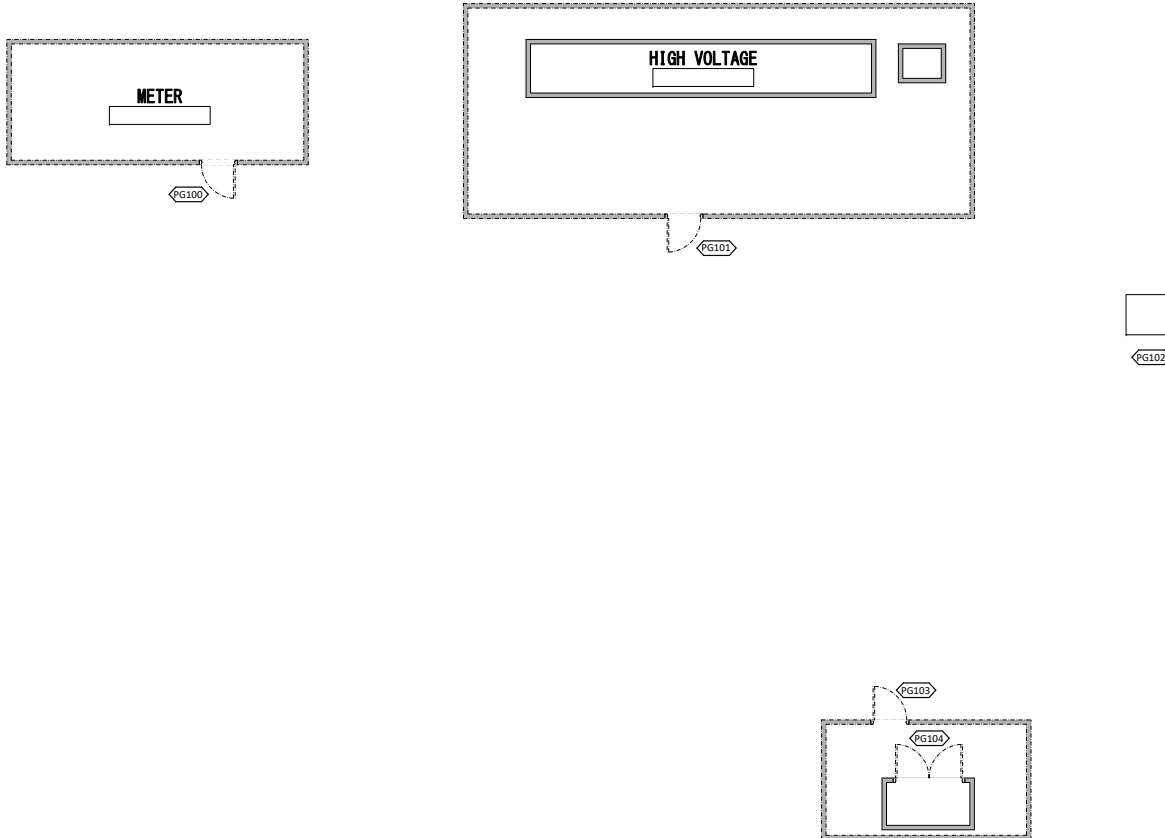
Disclaimer: The detail provided in this document is intended to assist in the planning or installation of products and is not drawn to scale. This drawing is not endorsed by any manufacturer and includes no warranty for errors or omissions. Persons referencing this document do so at their own risk and should exercise due diligence and caution. This document is copyrighted and not for distribution or duplication, all rights reserved. © 2019



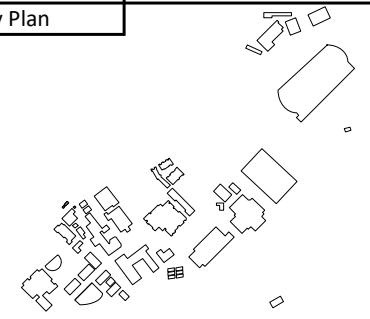
**Chabot Las Positas Community College District**

DATE  
1/7/2019

SHEET  
**A2. 2**



|                 |   |
|-----------------|---|
| Site            | <b>Las Positas College</b>                  |
| Address         | 3000 Campus Hill Drive, Livermore, CA 94551 |
| Building/Sector | <b>PG&amp;E Meter Location</b>              |
| Key Plan        |   |





**OPENING**  
TECHNOLOGIES, INC.

2050 COMMERCE AVENUE  
CONCORD, CA 94520

PHONE: 925.674.6900  
FAX: 925.674.6995

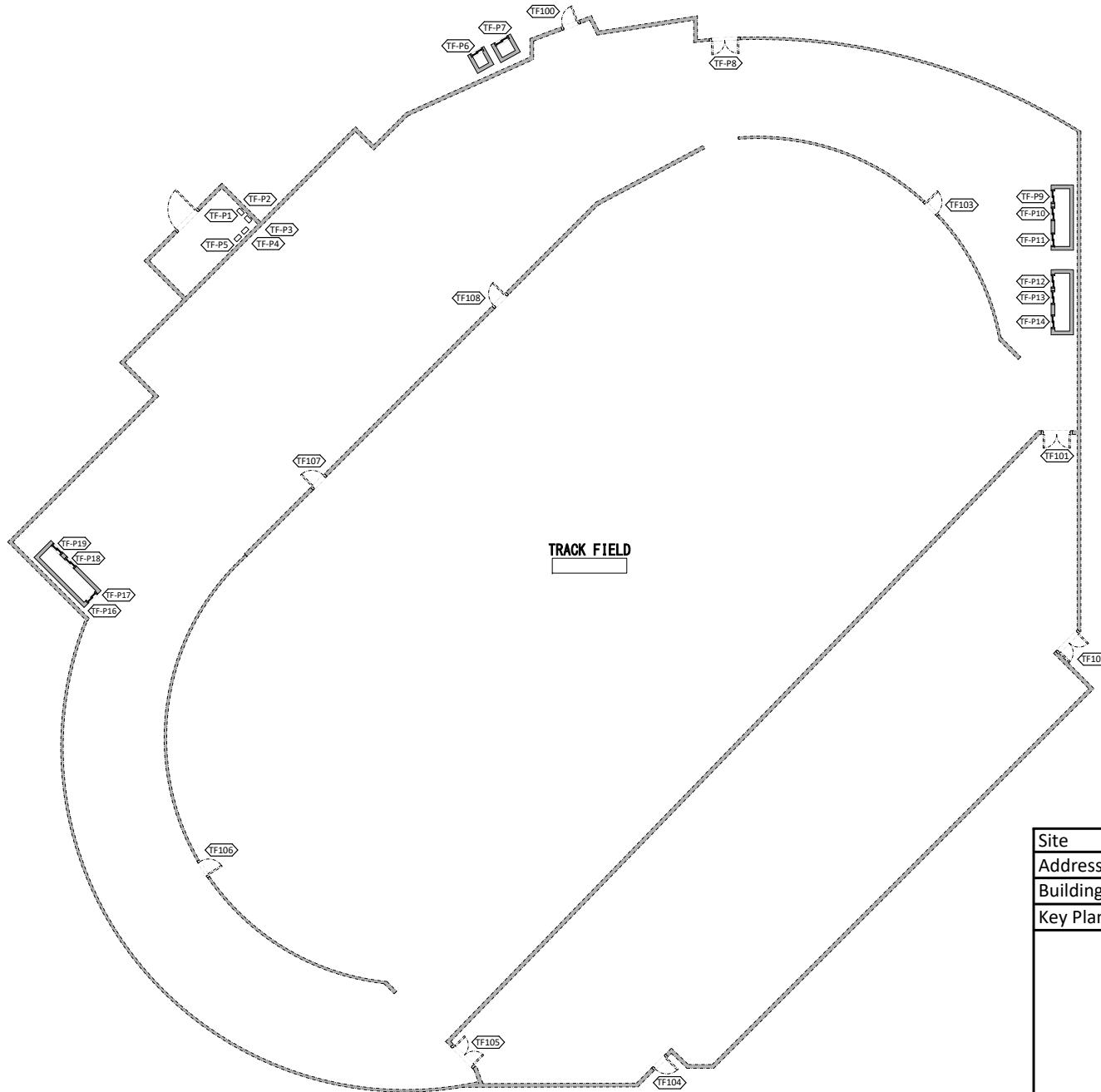
Disclaimer: The detail provided in this document is intended to assist in the planning or installation of products and is not drawn to scale. This drawing is not endorsed by any manufacturer and includes no warranty for errors or omissions. Persons referencing this document do so at their own risk and should exercise due diligence and caution. This document is copyrighted and not for distribution or duplication, all rights reserved. © 2019



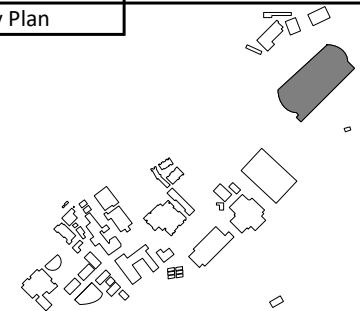
**Chabot Las Positas Community College District**

DATE  
1/7/2019

SHEET  
**A2. 2**



|                 |   |
|-----------------|---|
| Site            | <b>Las Positas College</b>                  |
| Address         | 3000 Campus Hill Drive, Livermore, CA 94551 |
| Building/Sector | <b>Track Field</b>                          |
| Key Plan        |   |





**OPENING**  
TECHNOLOGIES, INC.

2050 COMMERCE AVENUE  
CONCORD, CA 94520

PHONE: 925.674.6900  
FAX: 925.674.6995

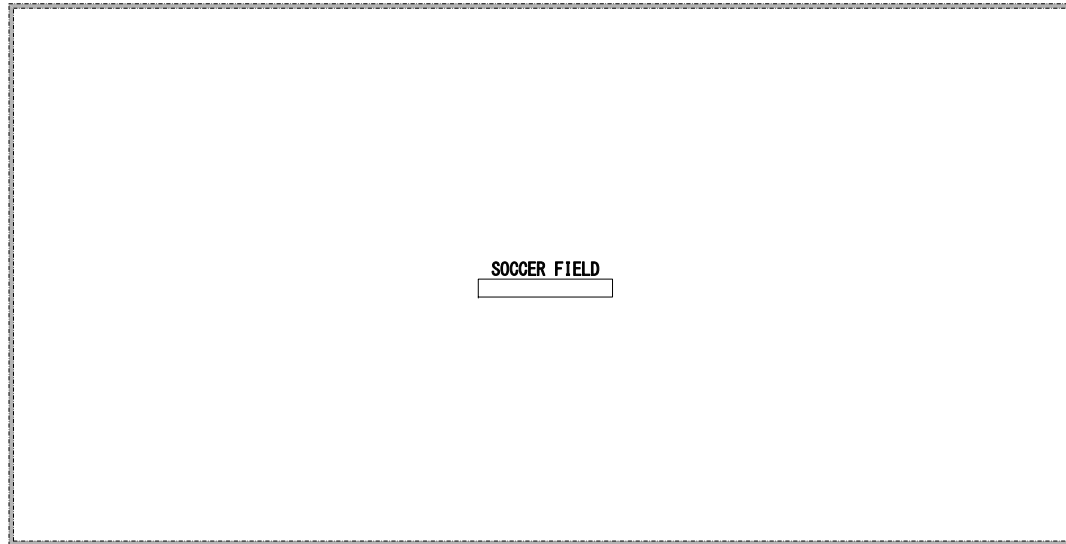
Disclaimer: The detail provided in this document is intended to assist in the planning or installation of products and is not drawn to scale. This drawing is not endorsed by any manufacturer and includes no warranty for errors or omissions. Persons referencing this document do so at their own risk and should exercise due diligence and caution. This document is copyrighted and not for distribution or duplication, all rights reserved. © 2019



**Chabot Las Positas Community College District**

DATE  
1/7/2019

SHEET  
**A2. 3**



**SOCCER FIELD**

|                 |   |
|-----------------|---|
| Site            | <b>Las Positas College</b>                  |
| Address         | 3000 Campus Hill Drive, Livermore, CA 94551 |
| Building/Sector | <b>Soccer Field</b>                         |
| Key Plan        |   |

