

Chabot-Las Positas CAP Update

Presented by WSP USA

January 11, 2019



Student Commuting Survey Results

Chabot

Total Emissions: 7900 MT CO₂e

Total Responses: 1552

Semester	Metric tons per student
Summer 2017	0.11
Fall 2017	0.25
Spring 2018	0.26
Previous Inventory	0.68

Las Positas

Total Emissions: 9150 MT CO₂e

Total Responses: 1403

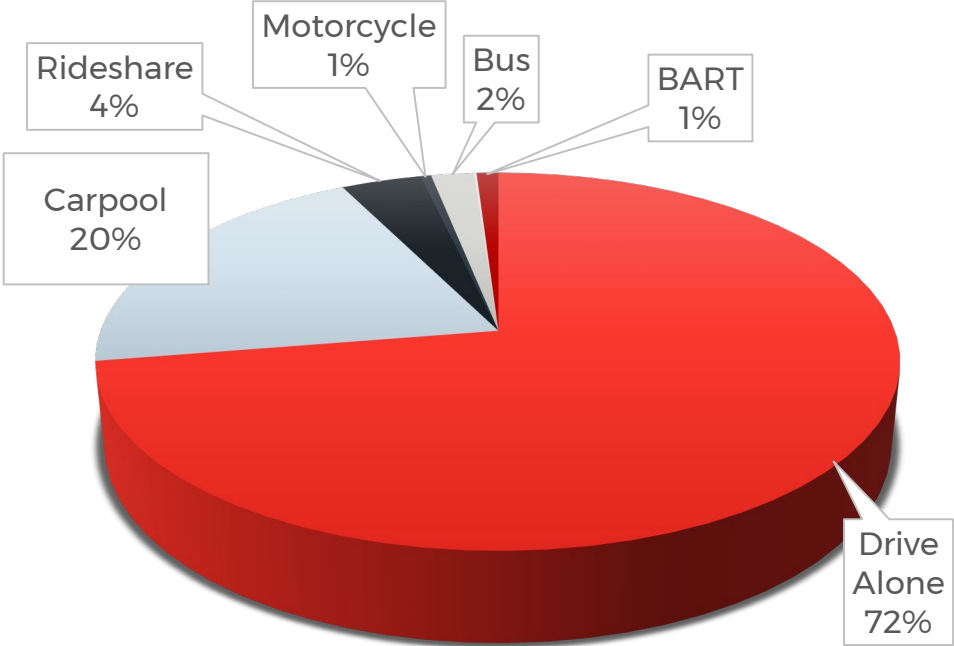
Semester	Metric tons per student
Summer 2017	0.19
Fall 2017	0.46
Spring 2018	0.47
Previous Inventory	0.74

- Emissions per student are lower for the summer semester because it's shorter than Fall/Winter semesters
- Las Positas has higher per student and overall emissions
 - Further commuting distances
 - Fewer public transportation options

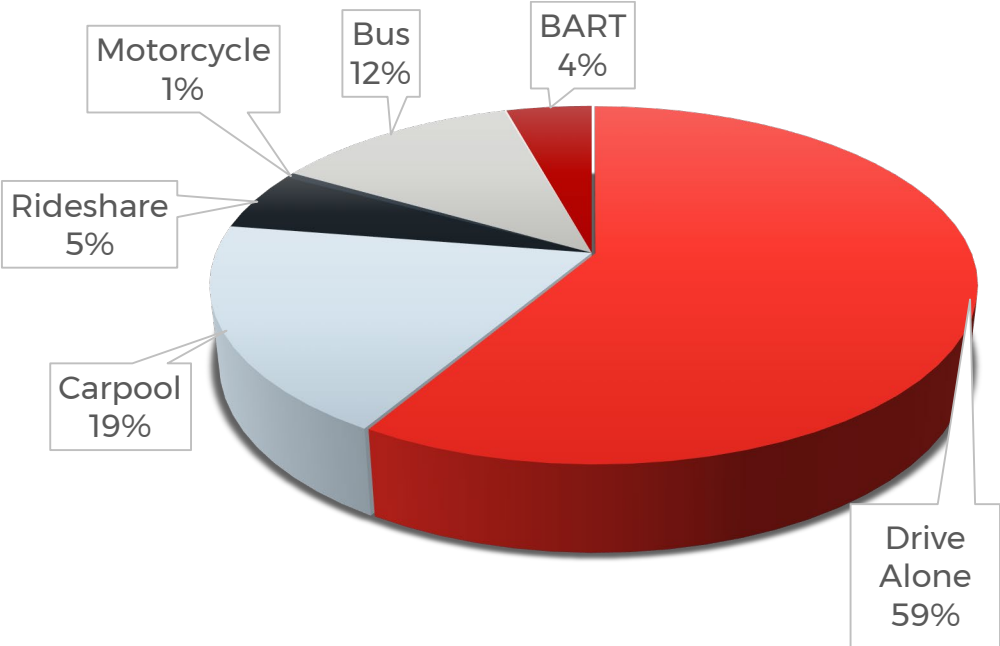
Student Commuting Survey Results

Chabot Campus

Percent Emissions by Travel Mode



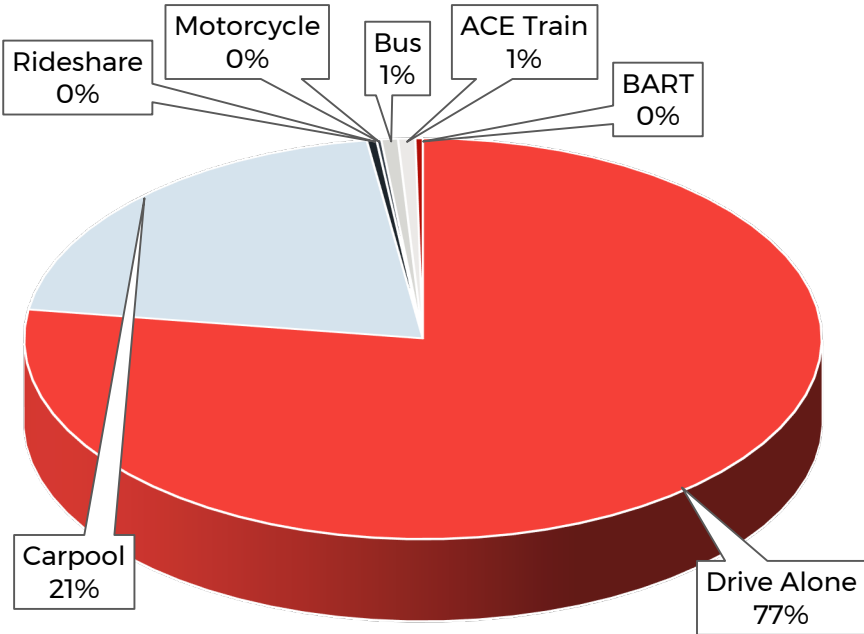
Percent Students by Travel Mode



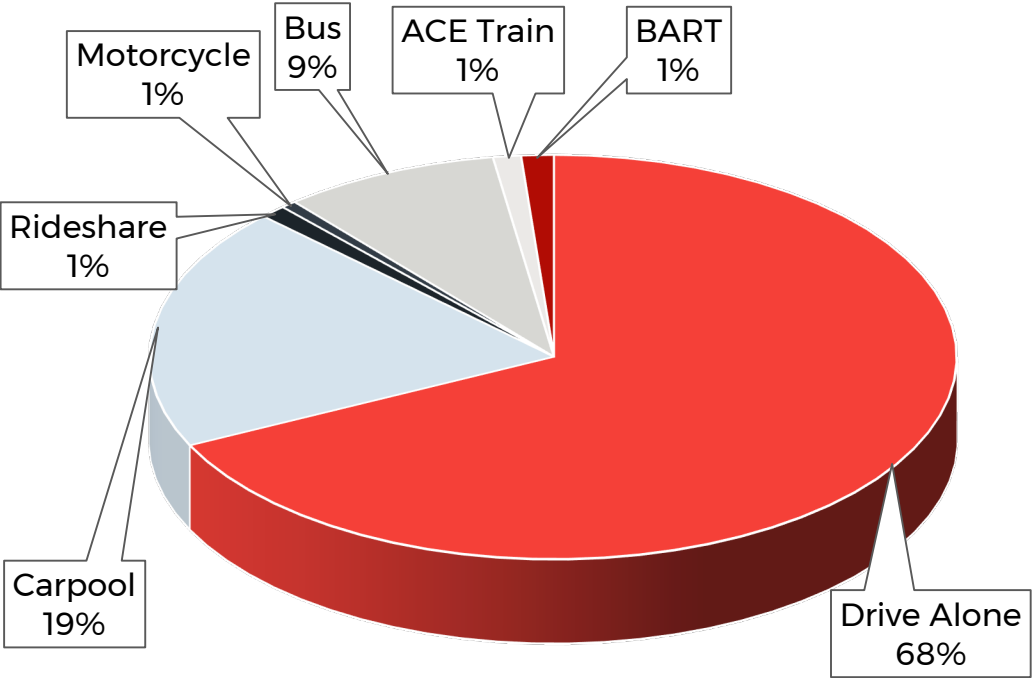
Student Commuting Survey Results

Las Positas Campus

Percent Emissions by Travel Mode



Percent Students by Travel Mode



Results Summary

- The majority of students drive alone across both campuses
 - *Chabot 59%, Las Positas 68%*
- Carpooling participation is similar across both campuses
 - *19% at both*
- As a result, the majority of emissions results from driving alone and carpooling
 - *Chabot 92%, Las Positas 98%*
- Opportunities to encourage use of public transportation through incentive programs, and potentially coordinating with transit agencies to optimize service to campus

Data Collection Status

Data	Request Sent	Data Received	GHG Calculations Complete
Building energy data	x		
Campus vehicle fleet data	x		
Travel data	x		
Paper purchases	x		
Electric charger energy delivered	x		
Solar energy generation	x		
Renewable energy purchases	x		
Student headcount	✓	✓	✓
Employee headcount	✓	x	

Next Steps

- Determine data request approach
 - Determine points of contacts (POCs) for each data request
 - WSP to email each POC and include a data template to facilitate data/information gathering
 - Discuss data collection timeline
- Discuss timing for on-site visits

Thanks!

Presented by WSP USA

