

Hayward Promise Neighborhoods

TRIO Educational Talent Search (HPNs & TRIO ETS)



HAYWARD
PROMISE
NEIGHBORHOODS



TRIO
TALENT SEARCH

Our Team



Robin Galas
Director TRIO ETS/ HPN
Grant Coordinator




Farin Ealy
TRIO ETS Outreach
Specialist



Cynthia Soto
HPN Outreach Specialist

And many Student Assistants and Promise Interns!



Presentation Agenda



1

Promise Neighborhood

Inspiration, formation and characteristics

2

PN Results & Indicators

GPRA's and Results Based Accountability (RBA)

3

Hayward's Promise Neighborhoods

Past and present

4

TRIO ETS

Program description

5

The Work

A broad overview of the programs and how they are braided

6

The Details

Program specifics



Promise Neighborhoods #inspiration

1997

The Harlem Children's Zone
Project begins with

24 blocks

2007

The Harlem Children's Zone
Project encompasses almost

100 blocks



Since 2005,
548 U.S. and 200 international
delegations have taken HCZ workshops.

The Collective Impact Model



Five Conditions for Collective Impact



Common Agenda



Shared
Measurement



Mutually Reinforcing
Activities



Continuous
Communication



Backbone
Organization

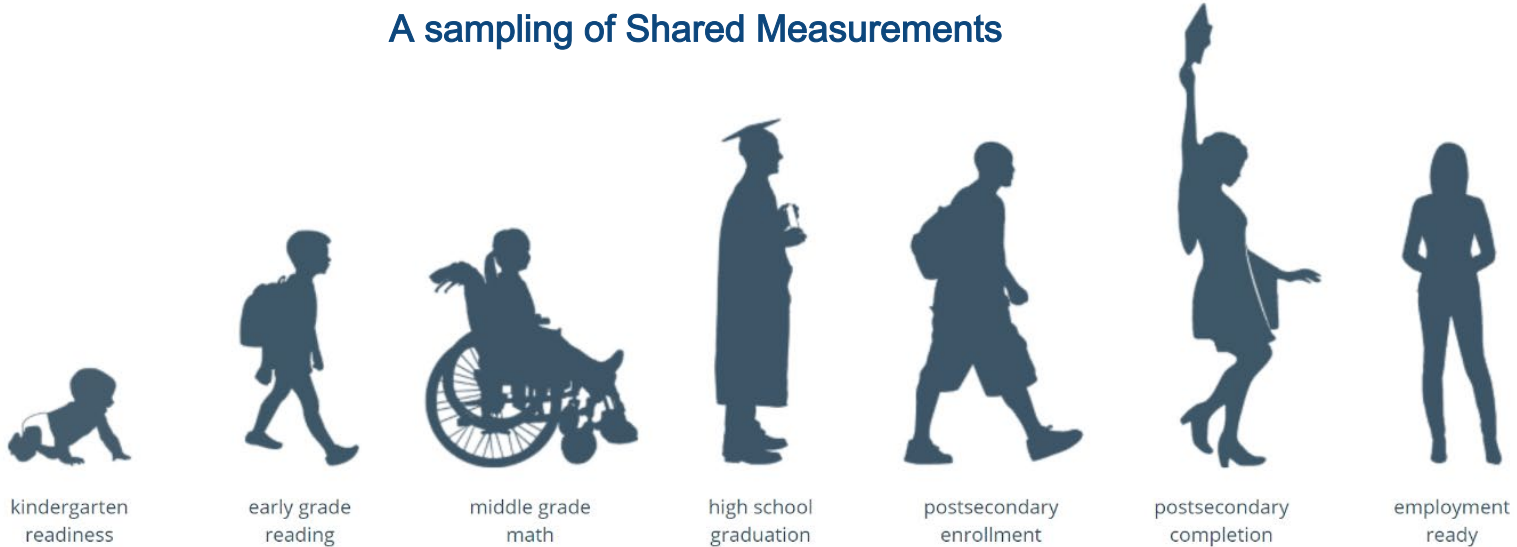




The Cradle to Career Pipeline

A sampling of Shared Measurements

MILESTONES



Result: Students successfully transition from middle school grades to high school.

Indicator: Attendance rates of students in grades 6 - 9

Indicator: Chronic absenteeism rates in grades 6 - 9

Result: Youth graduate from high school.

Indicator: High school graduation rate.

EDUCATIONAL RESULTS	INDICATORS/GPRAs
1. Children enter kindergarten ready to succeed in school.	1. #,% of 3 year olds and children in kindergarten who demonstrate at the beginning of the program or school year age-appropriate functioning across multiple domains of early learning as determined using developmentally appropriate early learning measures.
2. Students are proficient in core academic subjects.	2.1 #,% of students at or above grade level according to State English language arts and reading assessments in 3 rd – 8 th grades and once in high school. 2.2 #,% of students at or above grade level according to State mathematics assessments in 3 rd – 8 th grades and once in high school.
3. Students successfully transition from middle school grades to high school.	3.1 Attendance rates of students in grades 6 through 9. 3.2 Chronic absenteeism rates in grades 6 through 9.
4. Youth graduate from high school.	4. High school graduation rate.
5. High school graduates obtain a postsecondary degree, certification or credential.	5.1 #, % of Promise Neighborhood students who enroll in a post-secondary institution 5.2 #, % who graduate from a 2 or 4 year institution or earn a vocational certificate.
FAMILY AND COMMUNITY SUPPORT RESULTS	INDICATORS/GPRAs
6. Students are healthy.	6. #,% of children who eat five or more servings of fruits and vegetables daily.
7. Students feel safe at school and in their community.	7. #, % of students who feel safe at school and traveling to and from school, as measured by a school climate needs assessment.
8. Students live in stable communities.	8. Student mobility rate.
9. Families and community members support learning in Promise Neighborhood schools.	9.1 Birth to 8 th grade, #, % of parents or family members who report that they read to their child, encourage their child to read or the child reads to her/himself 3 or more times/wk.
9. Families and community members support learning in Promise Neighborhood schools.	9.2 #, % of families who report talking about the importance of college and career to their students in grade 9 through 12.
10. Students have access to 21 st century learning tools.	10. #, % of students who have school and home access to broadband internet and a connected computing device.

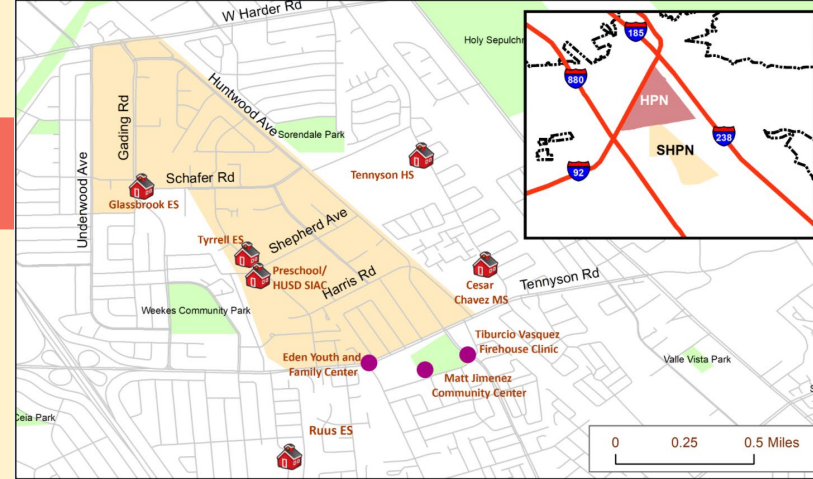
Results Based Accountability

	QUANTITY	QUALITY
EFFORT	<p>How Much We Do</p> <p>How much service did we deliver?</p> <ul style="list-style-type: none"># Customers served# Services/Activities	<p>How Well We Do It</p> <p>How well did we do it?</p> <p>% Services/activities performed well</p>
EFFECT	<p>Is Anyone Better Off?</p> <p>What quantity/quality of change for the better did we produce?</p> <p>#/% with improvement in:</p> <ul style="list-style-type: none">SkillsAttitudesBehaviorCircumstances	

What does it look like in practice?

11 partners, organized in 3 working groups:

- Early Learning Network (ELN)
- Cradle to Career Educational Reform Network (C2CERN)
- Neighborhood Health & Empowerment Network (NHEN)



The Hayward Promise Neighborhoods





SHPN Footprint



Land Area: 0.57 miles²



5 Target Schools:

- Glassbrook Elementary
- Ruus Elementary
- Tyrrell Elementary
- Cesar Chavez Middle School
- Tennyson High School



*2018 American Community Survey 5-year estimates; *2019-20 CBEDS enrollment data

TRIO Educational Talent Search



2021 TRIO Senior,
Aylin Arias
Attending : San Jose
State University

TRIO ETS is a federally funded program that motivates and supports students to graduate from high school and go to the college of their choice. We focus on low - income and potential first generation students, but all students are encouraged to submit an application.

We serve 592 students across 8 school sites in Hayward and San Lorenzo:

- Cesar Chavez*
- Edendale
- King High
- Winton
- Hayward High
- Mt. Eden
- San Lorenzo
- Tennyson*

ETS is a “light touch” model and we work to braid and leverage both funding sources.

* *HPN Target Schools*

TRIO
TALENT SEARCH



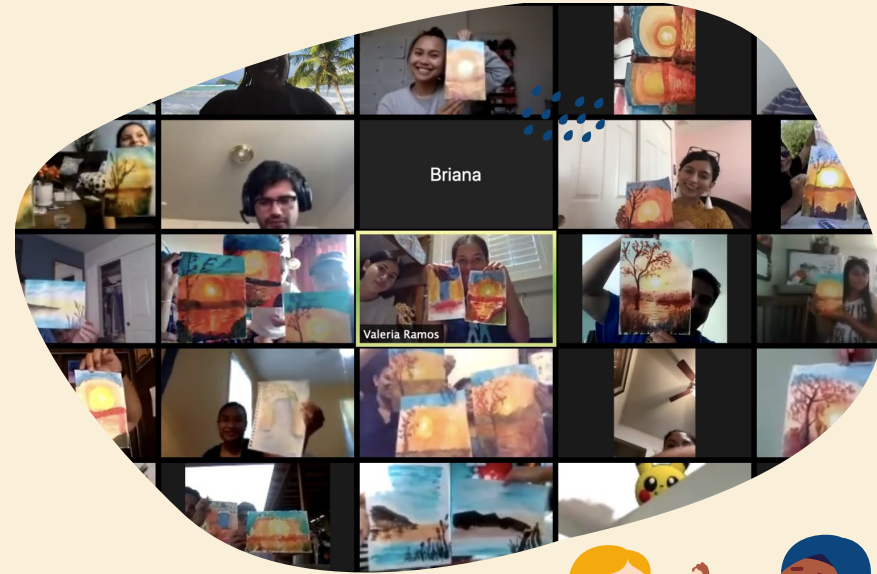
The Work: Middle School

- After School programming: school/college readiness workshops, clubs based in cultural and college-going identities, STEAM
- Tutoring: after school, “push in” models, virtual Study Hall
- Summer programming: extending after school clubs
- Family workshops on a wide variety of topics: parenting, supporting school/college readiness and Chabot programs



The Work: High School

- Student advising and case management
- Senior supports: FAFSA, college applications, workshops and scholarships
- Tutoring: middle school models plus, online by - appointment, supplemental math instruction
- Summer programming: STEAM and Senior Retreats
- Concurrent Enrollment/ Bridge to College support
- High school assistance with Cash for College, College Week, Career panels and events



The Work: College

- Educator Pathway Development
 - Student Assistants/ Promise Intern program implementation and support, trainings and check in's
 - Facilitation of cross -department meetings and development of student-facing materials





TRIO ETS/ HPNs the Future:

- TRIOETS was funded for 5 additional years
- HPNs will sunset on 12/31/22
- Advocating for state level cradle-to-career funding
- Plans for PN extension and/or new neighborhood
- Imagining what sustainability is for the Promise Neighborhood work

Contact us:

rgalas@chabotcollege.edu

www.tinyurl.com/hpntrio



[@hpn.ets.chabot](https://www.instagram.com/hpn.ets.chabot)