



ECONOMIC IMPACT ANALYSIS

↑ = 100 jobs

1 out of every
161

jobs in the CLPCCD Service Area is supported by the activities of CLPCCD and its students



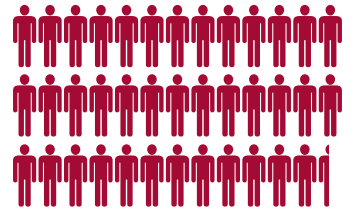
Alumni impact

Impact of the increased earnings of CLPCCD alumni and the businesses they work for

\$398.2 million
Added income

an economic boost similar to hosting the World Series
66x

- OR - **3,840** Jobs supported



**CLPCCD'S
TOTAL ANNUAL
IMPACT**

\$694.6 million
Added income

- OR -

6,851
Jobs supported



Construction spending impact

Impact of expenditures for ongoing construction projects

\$33.4 million
Added income

290 Jobs supported



Student spending impact

Impact of the daily spending of CLPCCD students attracted to or retained in the region

\$33.5 million
Added income

enough to buy **2,699** families* a year's worth of groceries

- OR - **538** Jobs supported



* family of four



Operations spending impact

Impact of annual payroll and other spending

\$229.5 million
Added income

enough to buy **6,838** new cars

- OR - **2,183** Jobs supported



About CLPCCD

 **31,172** Credit Students

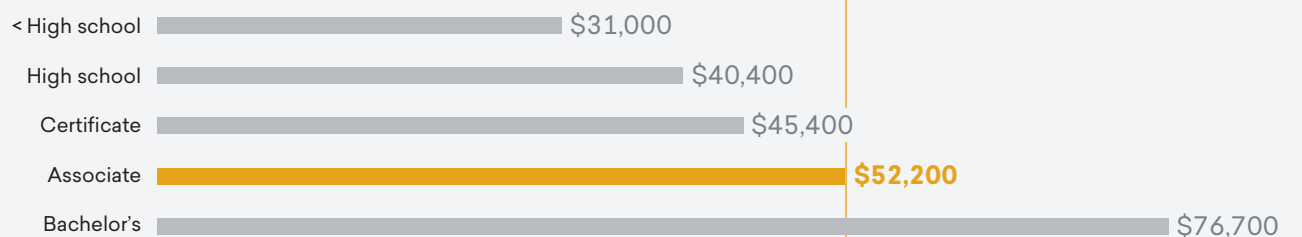
 **304** Non-Credit Students


 **1,867** Employees



INVESTMENT ANALYSIS

The average associate degree graduate from CLPCCD will see an increase in earnings of **\$11,900** each year compared to a person with a high school diploma or equivalent working in California.



 For every \$1 invested in CLPCCD...

 Students gain **\$6.40** in lifetime earnings

 Taxpayers gain **\$1.10** in added tax revenue and public sector savings

 Society gains **\$9.00** in added state revenue and social savings