


These drawings & specifications are the property & copyright of the ARCHITECT and shall not be used on any other work except by written agreement with the ARCHITECT. Written dimension takes precedence over scale & shall be verified on job site. Any discrepancy shall be brought to the attention of the ARCHITECT prior to the commencement of any work.

# CHABOT COLLEGE POOL RENOVATION HAYWARD, CA


DRAWING INDEX: 13 TOTAL PAGES

COMBINED SHEETS	
SP0-1	COVER SHEET
SP1-1	SITE PLAN
SP2-0	DEMOLITION PLAN
SP2-1	DECK PLAN
PHASE 1 SHEETS	
SP2-2	POOL PLAN
SP4-1	POOL ELEVATIONS
SP3-1	POOL DETAILS
SP3-2	POOL DETAILS
SP3-3	POOL DETAILS
SP3-4	POOL DETAILS
PHASE 2 SHEETS	
SP3-5	FENCE DETAILS
SP3-6	FENCE DETAILS
SP3-7	FENCE DETAILS

IDENTIFICATION STAMP  
DIV. OF THE STATE ARCHITECT  
APP. ####### INC. #  
REVIEWED FOR  
SS  FLS  ACS   
DATE: \_\_\_\_\_



**ARCH • PAC**  
AQUATICS  
1341 Distribution Way, Suite 11  
Vista - CA 92081  
PH: 760-734-1600



**CONSULTANTS**

STRUCTURAL  
T&A STRUCTURAL ENGINEERS  
433 AIRPORT BLVD., SUITE 106E  
BURLINGAME, CA 94010  
SE: TONY SAMRA SE: 3854  
PH: 650-620-9555

**GENERAL NOTES:**

**NOTE:**  
ALL CONTRACTOR'S SUBMITTING BIDS SHALL EXAMINE THE SITE TO FULLY DISCERN AND TO VERIFY THE SCOPE OF THE WORK DEFINED IN THESE CONSTRUCTION DOCUMENTS.

**NOTE:**  
SEE SPECIFICATIONS (PROJECT MANUAL) FOR MATERIAL QUALITY STANDARDS, MINIMUM STRENGTH OR GRADE FOR ALL MATERIALS TO BE USED ON THE PROJECT.

**NOTE:**  
ALL CONSTRUCTION DEBRIS & DEMOLITION MUST BE DISPOSED OF LEGALLY, LAWFULLY, AND PROPERLY - OFF SITE

**NOTE:**  
CONTRACTOR OPERATIONS SHALL NOT BLOCK, HINDER, IMPEDE, OR OTHERWISE INHIBIT THE USE OF THE REQUIRED EXITS AT ANY TIME. CONTRACTOR SHALL MAINTAIN UNOBSTRUCTED ACCESS TO FIRE EXTINGUISHERS, FIRE HYDRANTS, TEMPORARY FIRE PROTECTION FACILITIES, STAIRWAYS AND OTHER ACCESS ROUTES FOR FIRE-FIGHTING EQUIPMENT AND OR PERSONNEL.

**NOTE:**  
ALL WORK SHALL CONFORM TO 2016 EDITION TITLE 24, CALIFORNIA CODE REGULATIONS

THE INTENT OF THESE DRAWINGS AND SPECIFICATIONS IS THAT THE WORK OF THE ALTERATION, REHABILITATION, OR RECONSTRUCTION IS TO BE IN ACCORDANCE WITH TITLE 24, CCR. SHOULD ANY EXISTING CONDITIONS SUCH AS DETERIORATION OR NON-COMPLYING CONSTRUCTION BE DISCOVERED WHICH IS NOT COVERED BY THE CONTRACT DOCUMENTS WHEREIN THE FINISHED WORK WILL NOT COMPLY WITH TITLE 24, CCR, A CONSTRUCTION CHANGE DOCUMENT (CCD) OR A SEPARATE SET OF PLANS AND SPECIFICATIONS, DETAILING AND SPECIFYING THE REQUIRED WORK SHALL BE SUBMITTED TO AND APPROVED BY D&A BEFORE PROCEEDING WITH THE WORK. (SECTION 4-31(c), PART 1 TITLE 24, CCR)

**SPECIAL INSPECTIONS:**

REFERENCE D&A-103 FOR REQUIRED TESTING AND INSPECTION REQUIREMENTS  
CONCRETE REINFORCEMENT AND PLACEMENT  
SOILS TESTING PRIOR TO REINFORCEMENT PLACEMENT OR BACKFILL  
CONCRETE ENGINEERED OVER 1500 PSI (TESTING)  
EPOXY ANCHORS  
IOR TO BE CLASS #1 INSPECTOR

**SCOPE OF WORK**

RENOVATION OF SWIMMING POOL TO SEPARATED INTO TWO PHASES, PHASE ONE THE RE-PLASTER AND REPAIR OF CONCRETE DECK, PHASE TWO THE DECK FENCE AND RAILING. THE RENOVATION INCLUDES RECOATING AND RE-LEVELING OF CONCRETE POOL DECK, REPAIR AND WATERPROOF POOL CANTILEVER AND GUTTER, PLASTER AND TILE EXISTING POOL WHILE WATER VOLUME, PIPING, AND MECHANICAL EQUIPMENT TO REMAIN THE SAME. PIPES TO BE PRESSURE TESTED FOR LEAKS. ALL DECK RAILING ON UPPER AND LOWER CONCRETE DECKS TO BE REPLACED. SURGE TANK TO BE WATERPROOFED WITH NEW COATING.

**ABBREVIATIONS**

ABV ABOVE	ADH ADHESIVE	ADJ ADJACENT	ADJT ADJUSTABLE	AFF ABOVE FINISHED FLOOR	AGG AGGREGATE	ALT ALTERNATE	AL ALUMINUM	AB ANCHOR BOLT	ANOD ANODIZED	AP ACCESS PANEL	ARCH ARCHITECT (URAL)	ASB ASBESTOS	ASPH ASPHALT	AT ASPHALT TILE	AUTO AUTOMATIC	BSMT BASEMENT	BM BENCH MARK	BEL BELOW	BET BETWEEN	BLK BLOCK	BLKG BLOCKING	BD BOARD	BOT BOTTOM	BRZ BRONZE	BLDG BUILDING	CAB CABINET	CAD CADMIUM	CB CATCH BASIN	CEM CEMENT	CER CERAMIC	CI CAST IRON	CIPC CAST-IN-PLACE CONCRETE	CJ CONTROL JOINT	CLG CEILING	CLR CLEAR	COL COLUMN	COMB COMBINATION	COMP COMPOSITE (COMPOSITION)	CONC CONCRETE	CONT CONTINUOUS	CONTR CONTRACT (CONTRACTOR)	CORR CORRUGATED	CPT CARPET	CTR COUNTER	CSK COUNTERSINK	D DRAIN	DEJ DOWEL EXPANSION JOINT	DEM DEMOLISH	DEP DEPRESSED	DF DRINKING FOUNTAIN	DIA DIAMETER	DIAG DIAGONAL	DIM DIMENSION	DIV DIVISION	DP DAMP PROOFING	DR DOOR	D8 DOWNSPOUT	DWG DRAWING	DWR DRAWER	E EAST	EF EACH FACE	EJ EXPANSION JOINT	ELEV ELEVATOR	ELV ELEVATION	ENC ENCLOSE (URE)	EQ EQUAL	EQPT EQUIPMENT	EST ESTIMATE	EXH EXHAUST	EXG EXISTING	EXP EXPOSED	EXT EXTERIOR / EXTRUDE	FA FIRE ALARM	FAS FASTEN / FASTENER	FD FLOOR DRAIN	FE FIRE EXTINGUISHER	FEC FIRE EXTINGUISHER CABINET	FHC FIRE HOSE CABINET	FHM5 FLATHEAD MACH. SCREEN	FHM6 FLATHEAD WOOD SCREEN	FIN FINISH (ED)	FFE FINISHED FLOOR ELEVATION	FLL FINISHED FLOOR LINE	FL FLOW LINE	FLR FLOOR (ING)	FND FOUNDATION	FOC FACE OF CONCRETE	FOM FACE OF MASONRY	FOS FACE OF STUDS	FP FIREPROOF	FS FULL SIZE	FTG FOOTING	FUR FURRED (ING)	FUT FUTURE	GA GAUGE	GB GRAB BAR	GD GRADE, GRADING	GI GALVANIZED IRON	GL GLASS, GLAZING	GPDW GYPSUM DRY WALL	GPL GYPSUM LATH	GV GALVANIZED	HB HOSE BIBB	HC HOLLOW CORE	HD HEAVY DUTY	HEX HEXAGONAL	HM HOLLOW METAL	HOR HORIZONTAL	HT HEIGHT	HWH HOT WATER HEATER	ID INSIDE DIAMETER	INCL INCLUDE (D)	INS INSULATE (D) (ION)	INT INTERIOR	JT JOINT	K KITCHEN	KJ KEVED COLD JOINT	KO KNOCKOUT	L LENGTH	LAB LABORATORY	LAD LADDER	LAM LAMINATE (D)	LAV LAVATORY	LB LAG BOLT	LL LIVE LOAD	LT LIGHT	LVR LOUVER	LWC LIGHT WEIGHT CONCRETE	M MASONRY	MAX MAXIMUM	MB MACHINE BOLT	MC MEDICINE CABINET	MDO MEDIUM DENSITY OVERLAY	MECH MECHANIC (AL)	MED MEDIUM	MET METAL	MFR MANUFACTURE	MH MANHOLE	MIN MINIMUM	MISC MISCELLANEOUS	MO MASONRY OPENING	MOV MOVABLE	MR MOP RECEPTOR	MTD MOUNT (ED) (ING)	MULL MULLION	N NORTH	NIC NOT IN CONTRACT	NOM NOMINAL	NTS NOT TO SCALE	O OVER	OB5 OBLIQUE	OC ON CENTER	OCEM ON CENTER EACH WAY	OD OUTSIDE DIAMETER	OH OVERHEAD	OPH OPPOSITE HAND	OPG OPENING	P PARALLEL	PB PANIC BAR	PCC PRECAST CONCRETE	PERF PERFORATE (D)	PL PROPERTY LINE	FLAM PLASTIC LAMINATE	PLY PLYWOOD	PNL PANEL	PSI POUND PER SQUARE INCH	PSF POUND PER SQUARE FOOT	PT POINT / PAINT	PVC POLYVINYL CHLORIDE	R RISER	RAD RADIUS	RCP REINFORCED CONCRETE PIPE	RD ROOF DRAIN	REF REFERENCE	RET RETURN	REV REVISION / REVISED	RFL REFLECT (ED) (IVE)	RH RIGHT HAND	RM ROOM	RO ROUGH OPENING	S SOUTH	SC SOLID CORE	SCH SCHEDULE	SD STORM DRAIN	SEC SECTION	SHT SHEET	SIM SIMILAR	SPEC SPECIFICATION (S)	SQ SQUARE	SS STAINLESS STEEL	ST STEEL	STD STANDARD	STR STRUCTURAL	SUS SUSPENDED	SYM SYMMETRY (ICAL)	T TREAD	TB TONEL BAR	TC TOP OF CURB	TOC TOP OF CURB	TEL TELEPHONE	THK THICK (NESS)	THR THRESHOLD	TFH TOILET PAPER HOLDER	TIG TONGUE & GROOVE	TR TRANSOM	TTD TOILET TISSUE DISPENSER	TV TELEVISION	TYP TYPICAL	UC UNDERCUT	UL UNDERWATER LIGHTS	UNO UNLESS NOTED OTHERWISE	UR URINAL	V VAPOR BARRIER	VB VINYL BASE	VERT VERTICAL	VT VINYL TILE	W WEST / WIDTH / WIDE	W/ WITH	W/O WITHOUT	WC WATER CLOSET	WD WOOD	WH WALL HUNG	WP WATER PROOFING	WPT WORKING POINT	WWF WELDED WIRE FABRIC
-----------	--------------	--------------	-----------------	--------------------------	---------------	---------------	-------------	----------------	---------------	-----------------	-----------------------	--------------	--------------	-----------------	----------------	---------------	---------------	-----------	-------------	-----------	---------------	----------	------------	------------	---------------	-------------	-------------	----------------	------------	-------------	--------------	-----------------------------	------------------	-------------	-----------	------------	------------------	------------------------------	---------------	-----------------	-----------------------------	-----------------	------------	-------------	-----------------	---------	---------------------------	--------------	---------------	----------------------	--------------	---------------	---------------	--------------	------------------	---------	--------------	-------------	------------	--------	--------------	--------------------	---------------	---------------	-------------------	----------	----------------	--------------	-------------	--------------	-------------	------------------------	---------------	-----------------------	----------------	----------------------	-------------------------------	-----------------------	----------------------------	---------------------------	-----------------	------------------------------	-------------------------	--------------	-----------------	----------------	----------------------	---------------------	-------------------	--------------	--------------	-------------	------------------	------------	----------	-------------	-------------------	--------------------	-------------------	----------------------	-----------------	---------------	--------------	----------------	---------------	---------------	-----------------	----------------	-----------	----------------------	--------------------	------------------	------------------------	--------------	----------	-----------	---------------------	-------------	----------	----------------	------------	------------------	--------------	-------------	--------------	----------	------------	---------------------------	-----------	-------------	-----------------	---------------------	----------------------------	--------------------	------------	-----------	-----------------	------------	-------------	--------------------	--------------------	-------------	-----------------	----------------------	--------------	---------	---------------------	-------------	------------------	--------	-------------	--------------	-------------------------	---------------------	-------------	-------------------	-------------	------------	--------------	----------------------	--------------------	------------------	-----------------------	-------------	-----------	---------------------------	---------------------------	------------------	------------------------	---------	------------	------------------------------	---------------	---------------	------------	------------------------	------------------------	---------------	---------	------------------	---------	---------------	--------------	----------------	-------------	-----------	-------------	------------------------	-----------	--------------------	----------	--------------	----------------	---------------	---------------------	---------	--------------	----------------	-----------------	---------------	------------------	---------------	-------------------------	---------------------	------------	-----------------------------	---------------	-------------	-------------	----------------------	----------------------------	-----------	-----------------	---------------	---------------	---------------	-----------------------	---------	-------------	-----------------	---------	--------------	-------------------	-------------------	------------------------

**SYMBOLS:**

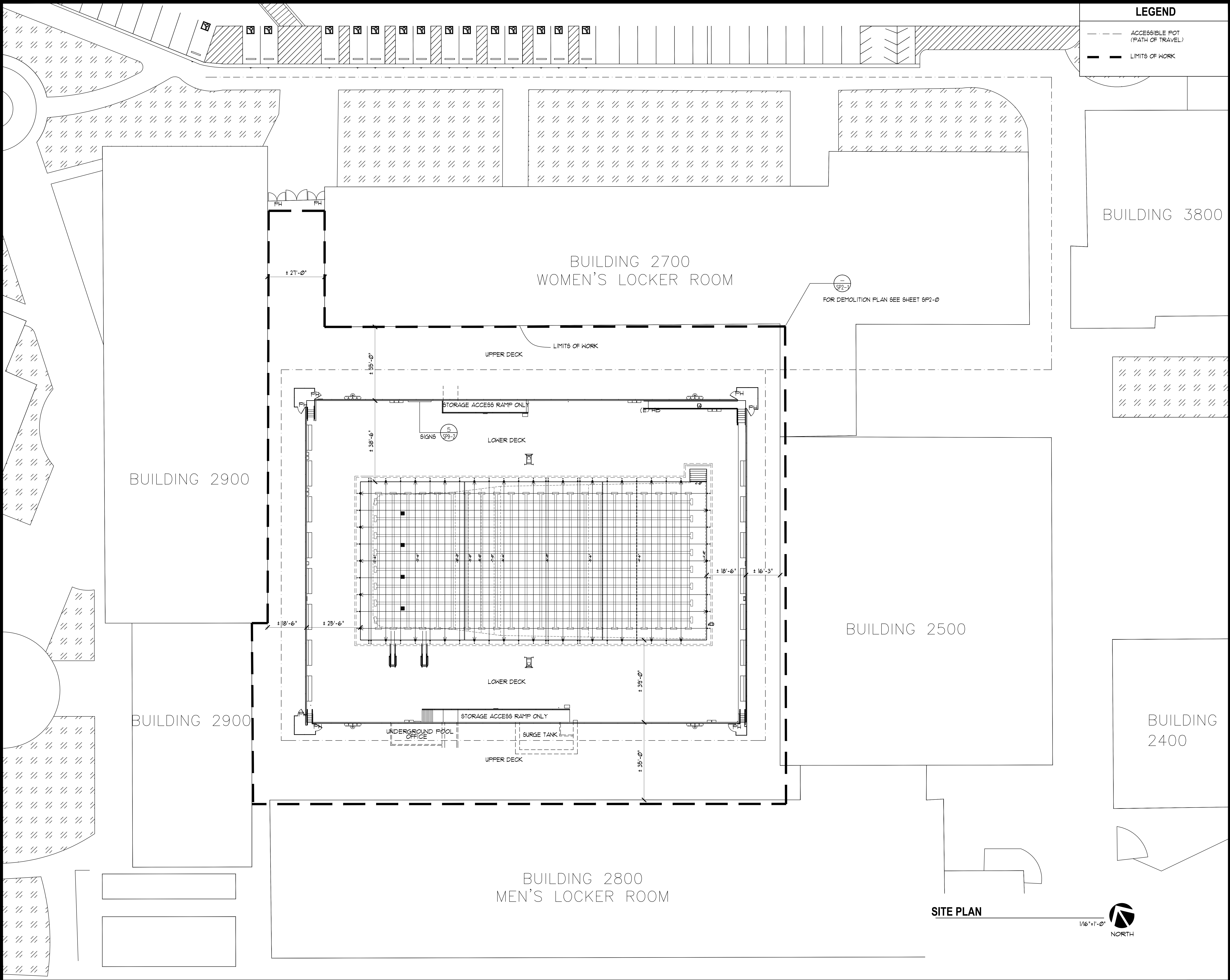
- TRUE NORTH
- PROJECT NORTH
- SECTION NUMBER (TYP)  
CROSS SECTION REFERENCE
- SHEET ON WHICH SECTION IS FOUND
- ELEVATION NUMBER (TYP)  
ELEVATION REFERENCE  
SHEET ON WHICH ELEVATION IS FOUND
- ELEVATION NUMBER (TYP)  
WALL TYPE INDICATOR  
SHEET ON WHICH ELEVATION IS FOUND
- DETAIL NUMBER (TYP)  
DETAIL REFERENCE  
SHEET ON WHICH DETAIL IS FOUND (TYP)
- DETAIL NUMBER (TYP)  
**DRAWING TITLE REFERENCE**  
SCALE OF DRAWING
- KEY NOTE REFERENCE
- DOOR NUMBER (SEE DOOR SCHEDULE / A8-1)
- REFERENCE ELEVATION
- WALL TYPE, SEE A8-1

**VICINITY MAP:** NTS




<p>CLIENT: <b>CHABOT-LAS POSITAS COMMUNITY COLLEGE DISTRICT</b></p>	<p>ADDRESS: <b>7600 DUBLIN BLVD, DUBLIN, CA 94568</b></p>	<p>CONTACT: <b>THOMAS VALDEZ 510-301-4024</b></p>	<p>NO: <input type="text"/></p>	<p>REVISION:</p> <table border="1" style="width: 100%; border-collapse: collapse;"> <tr> <td style="width: 10%;">NO.</td> <td style="width: 10%;">DATE</td> <td style="width: 10%;">DESCRIPTION</td> </tr> <tr> <td> </td> <td> </td> <td> </td> </tr> </table>	NO.	DATE	DESCRIPTION			
NO.	DATE	DESCRIPTION								
<p>DRAWING TITLE: <b>COVER SHEET</b></p>	<p>JOB TITLE: <b>CHABOT COLLEGE POOL RENOVATION</b></p>	<p>JOB ADDRESS: <b>25555 HESPERIAN BLVD, HAYWARD, CA 94545</b></p>	<p>DATE: 4SEP2019</p>	<p>SCALE: NTS</p>	<p>DRAWN BY: RH</p>					
<p>DRAWING NO.:</p> <h2 style="margin: 0;">SP0-1</h2>										


These drawings & specifications are the property & copyright of the ARCHITECT and shall not be used on any other work except by written agreement with the ARCHITECT. Written dimension takes precedence over scale & shall be verified on job site. Any discrepancy shall be brought to the attention of the ARCHITECT prior to the commencement of any work.



IDENTIFICATION stamp:  
APP. NO. \_\_\_\_\_ INC. NO. \_\_\_\_\_  
REVIEWED FOR:  
AS  FS  AC   
DATE: \_\_\_\_\_



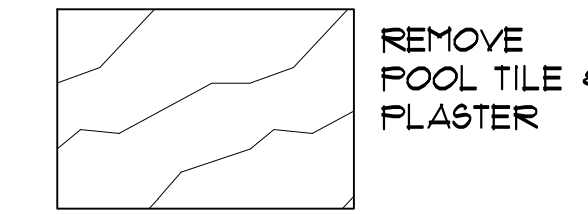
**ARCH + PAC**  
AQUATICS  
1341 DISTRIBUTION WAY, SUITE 11  
VISTA - CA 92081  
PH: 760-734-1600




DATE: 4SEP2019	DRAWING TITLE: <b>SITE PLAN</b>	CLIENT: <b>CHABOT-LAS POLITAS COMMUNITY COLLEGE DISTRICT</b>
		ADDRESS: <b>7600 DUBLIN BLVD, DUBLIN, CA 94568</b>
SCALE: 1/6"=1'-0"	JOB TITLE: <b>CHABOT COLLEGE POOL RENOVATION HAYWARD, CA 94545</b>	CONTACT: <b>THOMAS VALDEZ 510-301-4024</b>
DRAWN BY: RH		JOB ADDRESS: <b>25555 HESPERIAN BLVD, HAYWARD, CA 94545</b>
DRAWING NO.: <b>SP1-1</b>		

These drawings & specifications are the property & copyright of the ARCHITECT and shall not be used on any other work except by written agreement with the ARCHITECT. Written dimension takes precedence over scale & shall be verified on job site. Any discrepancy shall be brought to the attention of the ARCHITECT prior to the commencement of any work.



LEGEND



IDENTIFICATION STAMP  
DIV. OF THE STATE ARCHITECT  
APP: 11-111111 INC: 11-1111  
REVIEWED FOR  
DATE:



**ARCH + PAC**  
AQUATICS  
1341 DISTRIBUTION WAY, SUITE 11  
VISTA - CA 92081  
PH: 760-734-1600



LIMITS OF WORK

KEY NOTES

1. REMOVE POOL TILE AND PLASTER. MARK AND REPAIR ANY CRACKS, RUST MARKS, OR DAMAGED PARTS OF SHELL WALL AND GUTTER. SEE DETAIL 1/SP2-1 AND 3/SP2-2.
2. REPAIR LOWER CONCRETE DECK CRACKS AND DAMAGES. REMOVE AND REPLACE DECK JOINT SEALANT AND REPAIR ANY CONCRETE CRACKS OR DAMAGES. SEE 8/SP2-2 AND 14/SP2-4.
3. REPAIR ALL UPPER DECK VISUAL CRACKS AND GRIND DOWN CONCRETE WHERE DIFFERENTIAL LIFTS OF 1/2" OR GREATER. SEE 8/SP2-2. DECK REPAIR AS NEEDED PER 5/SP2-4.
4. (E) POOL CONCRETE DECK CANTILEVER AND POOL GUTTER. REPAIR ANY GUTTER DAMAGE, RUST MARKS, OR CRACKS. DEMO DAM WALL AS NEEDED WHEN REMOVING PLASTER TO GET TO BACK OF GUTTER. SEE 1/SP2-1.
5. DEMO POOL CANTILEVER CURVED CORNERS. SEE 1/SP2-2.
6. REMOVE MAIN DRAIN GRATES AND RETURN INLET COVERS.
7. REMOVE ALL EYEBOLT LANE LINE ANCHORS. CLEAN AND MARK HOLE FOR (N) LANE LINE ANCHOR. SEE 3/SP2-1.
8. REMOVE ALL UL LIGHTS WITH LED. REUSE UL (E) METAL NICHE LOCATIONS. PROTECT AND REUSE EXISTING ELECTRICAL CONDUITS THAT LEAD TO J-BOXES ON DECK. SEE PLAN FOR GENERAL LOCATION (NOTE 28).
9. REMOVE AND PROTECT (E) FLOATING WP GOAL. RETURN TO OWNER FOR FUTURE REINSTALL. SEE 1/SP2-1.
10. PROTECT (E) WP DECK ANCHORS AND DECK WP GOALS.

PHASE 1

11. SEE 6/SP2-1.
12. CLEAR AND REMOVE SURGE TANK WATERPROOFING. REPAIR ANY CRACKS IN THE SAME MANNER OF THE POOL SHELL. SEE 8/SP2-2.
13. PROTECT (E) POOL ENTRY STAIR GRAB RAILS AND ESCUTCHEONS. SEE 8/SP2-1.
14. REMOVE AND PROTECT (E) BACKSTROKE POLES AND PROTECT BACKSTROKE POLE ANCHORS. SEE 1/SP2-3.
15. REMOVE DEPTH AND SAFETY MARKERS ON POOL DECK.
16. PROTECT (E) SLOT DRAIN CONNECTED TO 6" STORM DRAIN CONNECTION.
17. PROTECT (E) BENCHES.
18. PROTECT (E) POOL GRAB RAILS AND DECK ANCHORS AND ESCUTCHEONS. SEE 4/SP2-1.
19. REMOVE MARKED GRAB RAIL DECK ANCHORS. PROTECT (E) GRAB RAIL FOR REUSE. CLEAN FOR FUTURE REINSTALLATION.
20. PROTECT (E) STARTING BLOCKS AND DECK ANCHORS. SEE ALSO 5/SP2-1.
21. REMOVE AND DISPOSE OF STARTING BLOCK ANCHOR FROM END. PROTECT (E) STARTING BLOCK FOR REUSE. PREPARE FOR (N) STARTING BLOCK ANCHOR.
22. (E) POOL RELATED SIGNAGE TO BE PROTECTED. REPLACE.

PHASE 2

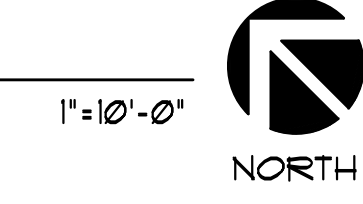
23. IF ANY, (E) SIGNAGE IS DAMAGED OR FADED. VERIFY LOCATIONS ON SITE. SEE 5/SP2-2.
24. REMOVE (E) REMOVABLE LIFE GUARD CHAIR. PROTECT FOR REINSTALLATION. SEE 3/SP2-3.
25. (E) DRINKING FOUNTAINS TO REMAIN.
26. PROTECT (E) HOSE BIBB. SEE ALSO DECK PLAN SP2-1.
27. (E) SPORTS LIGHTS TO REMAIN.
28. PROTECT (E) J-BOXES FOR UL AND WP TIMING SYSTEM.
29. REMOVE (E) MARKED DAKTRONIC TIMING SYSTEM (VERIFY LOCATION). ABANDON EXISTING CONDUITS IN PLACE. REMOVE, IF NEEDED, SURFACE MOUNT DEVICES. IF OPENING SURFACE AREA IS BIGGER THAN 12" SQ USE DETAIL 5/SP2-4. OTHERWISE INFILL ACCORDINGLY.
30. (E) ACCESSIBLE LIFT TO BE PROTECTED AND TO REMAIN IN PLACE. SEE 9/SP2-1.
31. REMOVE AND RELOCATE (E) WP GOALS AND LANE LINE REELS ON DECK. RETURNED TO DISTRICT.
32. REMOVE AND RELOCATE STORAGE BINS. COORDINATE WITH COLLEGE.
33. DEMOLISH AND DISPOSE OF COACH HUT AND MARKED STORAGE BIN.
34. (E) CONCRETE MURAL TO REMAIN.
35. PROTECT (E) DECK BENCHES.

GENERAL NOTES

36. REMOVE AND PROTECT RING BOUY TYP. PREPARE FOR REINSTALLATION.
37. REMOVE AND DISPOSE OF (E) ACCESSIBLE RAMP RAILING AND STAIR RAILING. GRIND DOWN OR REMOVE METAL BOLTS FROM CONCRETE IF POSSIBLE. DRILL NEW HOLE AS NEEDED FOR FUTURE RAILING. SEE 1/SP2-5.
38. REMOVE AND DISPOSE OF UPPER DECK 3'-0" RAILING AND GATES. GRIND DOWN OR REMOVE METAL BOLTS FROM CONCRETE IF POSSIBLE. DRILL NEW HOLES AS NEEDED FOR FUTURE FENCE RAILING. SEE 3/SP2-6.
39. REMOVE AND DISPOSE OF LOWER POOL DECK GUARD RAILS FOR SERVICE TUNNEL RAMPS AND DECK STAIRS. GRIND DOWN OR REMOVE EXISTING METAL BOLTS FROM CONCRETE. DRILL NEW HOLE LOCATIONS AS NEEDED FOR FUTURE RAILING. SEE 9/SP2-6.
40. REMOVE AND PROTECT DECK AND POOL SIGNAGE. MARK LOCATION FOR REINSTALLATION.

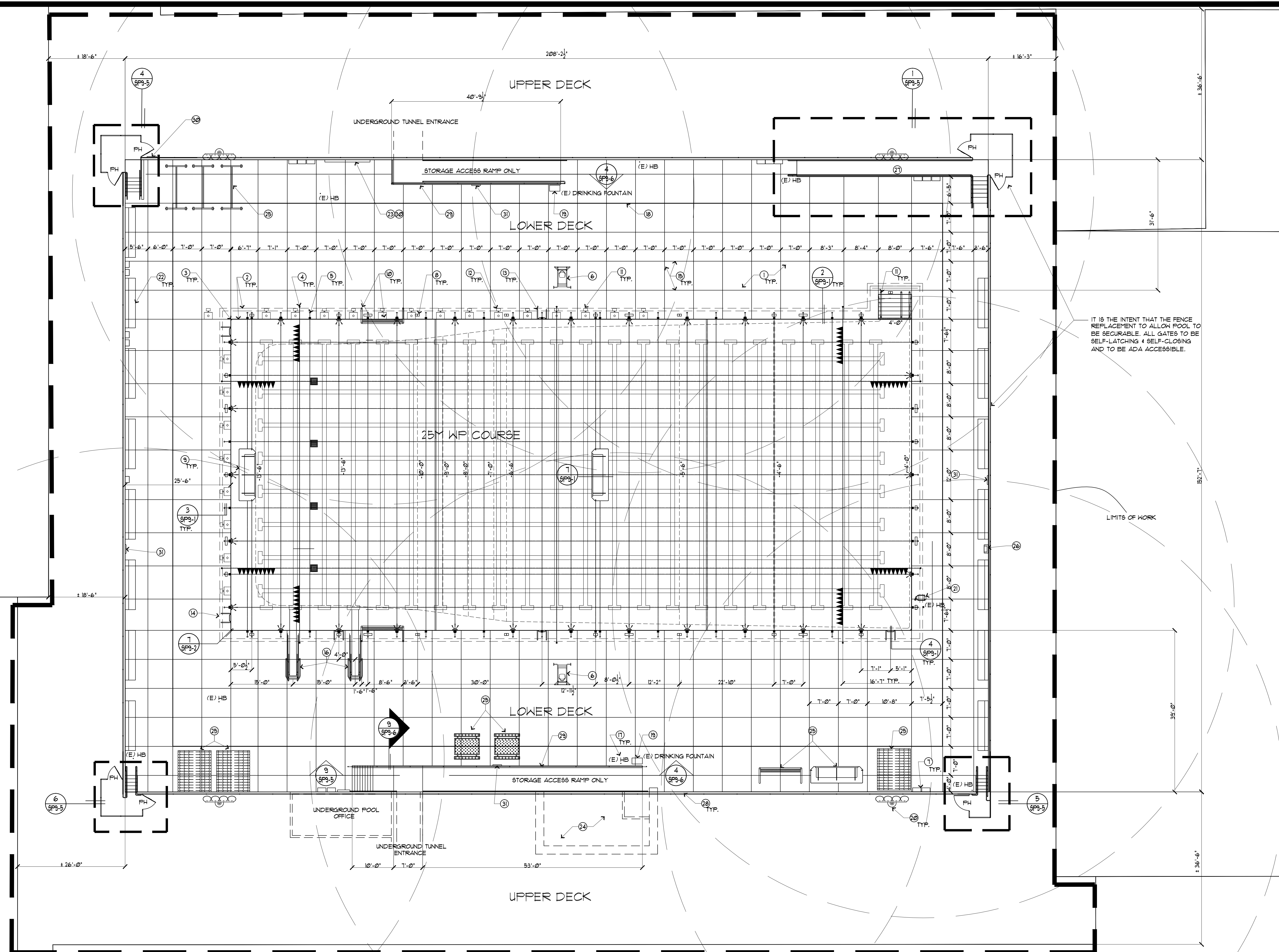
- WATER LEVEL USED AS ELEVATION REFERENCE
- CONTRACTOR TO COORDINATE DEPTH MARKER LOCATIONS WITH CONTROL JOINTS MIN 6" SEPARATION FROM JOINTS.
- CONTRACTOR TO COORDINATE ANCHOR LOCATIONS WITH CONTROL JOINTS MIN 6" SEPARATION FROM ANCHORS.
- MARK AND NOTIFY THE ARCHITECT OF ANY DISCREPANCIES FROM CONSTRUCTION DOCUMENTS PLAN AND ACTUAL SITE CONDITIONS.
- ANY POOL EQUIPMENT OR RELOCATABLE STRUCTURES THAT ARE TO BE TEMPORARILY REMOVED DURING DEMOLITION ARE TO BE RETURNED TO OWNER UNLESS OTHERWISE SPECIFIED. CONTRACTOR IS TO COORDINATE WITH DISTRICT IN REPLACING SAID EQUIPMENT AND STRUCTURES AFTER CONSTRUCTION.
- CONTRACTOR TO CONTACT AND COORDINATE WITH DISTRICT BEFORE DRAINING POOL FOR DEMOLITION WORK.

DEMOLITION PLAN



CLIENT: CHABOT-LAS POSITAS COMMUNITY COLLEGE DISTRICT	ADDRESS: 7600 DUBLIN BLVD, DUBLIN, CA 94568	CONTACT: THOMAS VALDEZ 510-301-4024
DRAWING TITLE: DEMOLITION PLAN	JOB TITLE: CHABOT COLLEGE POOL RENOVATION	DATE: 4SEP2013
NO.:	SCALE: 1"=10'-0"	DRAWN BY: RH
REVISION:	DRAWING NO.:	
DATE:	SP2-0	

GENERAL NOTES	
PER CBC CH. 10 TABLE 1004.12	12371 SQ FT
POOL AREA	13400 SQ FT
DECK AREA	
POOL OCCUPANTS (1/2)	1237
DECK OCCUPANTS (1/2)	1293
TOTAL OCCUPANTS	1540
PER CBC CH. 10 1005.3.2	
OCCUPANCY FACTOR 21/PER PERSON	1540 x .2 = 308 IN.
	308 + 25.6 FT
6 x 3'-0" EXITS + 1 x 4'-0" EXITS =	25.6 OK



IT IS THE INTENT THAT THE FENCE REPLACEMENT TO ALLOW POOL TO BE SECURABLE. ALL GATES TO BE SELF-LATCHING & SELF-CLOSING AND TO BE ADA ACCESSIBLE.



KEY NOTES	
1. COVER ALL LOWER DECK W/ (N) TOPPING (SINAK RELAY) PER 1/8/P3-4. LEVEL DECK W/ TOPPING SO THAT 2% MAX. IN ANY DIRECTION. RESEAL ALL (E) CONCRETE JOINTS. IF NEEDED, REPLACE EJ MATERIAL PRIOR TO RESEALING. SEE 2/8/P3-2 AND 1/8/P3-4. DECK REPAIR AS NEEDED PER 5/8/P3-4.	11. (E) STARTING BLOCKS AND DECK ANCHORS. SEE 5/8/P3-1.
2. (E) TYP. CANTILEVER AND POOL GUTTER. SEE 2/8/P3-1. REPAIR AND SEAL BACK MALL OF GUTTER LINE GUTTER WITH (2) TWO COATS OF THERMOSEAL.	12. INSTALL (N) STARTING BLOCK ANCHOR 19 FROM EDGE.
3. REPAIR POOL CANTILEVER CURVED CORNERS WHERE OCCURS. SEE 1/8/P3-2.	13. REUSE (E) STARTING BLOCK FROM DEMOLITION. SEE 5/8/P3-1.
4. REINSTALL (E) BACKSTROKE POLE INTO (E) BACKSTROKE POLE DECK ANCHORS. SEE 1/8/P3-3.	14. (E) POOL LADDER GRAB RAILS AND DECK ANCHORS. SEE 4/8/P3-1.
5. (N) LANE LINE ANCHORS. SEE 3/8/P3-1 AND POOL PLAN SP2-2.	15. INSTALL (N) POOL GRAB RAIL LADDER DECK ANCHORS. REUSE (E) LADDER FROM DEMOLITION. SEE 4/8/P3-1.
6. (E) MOVABLE LIFEGUARD CHAIR TO BE REINSTALLED. SEE 3/8/P3-3.	16. RESEAL (E) CONCRETE JOINTS. IF NEEDED, REPLACE EJ MATERIAL PRIOR TO RESEALING. SEE 1/8/P3-4.
7. (E) J-BOXES FOR UL AND WP TIMING SYSTEM.	17. (E) 1" AND 3/4" DIVING BOARDS. SEE 148/8/P3-3.
8. (N) DEPTH AND SAFETY MARKERS TO BE PLACED IN SAME LOCATION. SEE 144/8/P3-2.	18. (E) HOSE BIBBS W/ 75' RAD CIRCLE.
9. (E) FLOATING WP GOALS TO BE REUSED. SEE 1/8/P3-1.	19. (E) 1/4" MAX OPENING SLOT DRAIN TO 6" STORM DRAIN LINE.
10. (E) WP DECK ANCHORS AND WP DECK GOAL. INSTALL WHITE NON-SLIP 1' X 1' TILE BUMPER PLATES TYP. EA. LEG (9' X 9' SQ.). SEE 6/8/P3-1.	20. (E) DRINKING FOUNTAINS.
	21. (E) SPORTS LIGHTS.
	22. (E) ACCESSIBLE LIFT. SEE 3/8/P3-1.
	23. (E) DECK BENCHES.
	24. (E) POOL SIGNAGE. REPLACE ANY SIGNAGE REMOVED FROM DEMOLITION PLAN. SEE 5/8/P3-2.
	25. WATERPROOF (E) SURGE TANK W/ THERMOSEAL (2) TWO COATS.
	26. RETURN STORAGE BINS, WP GOALS, TABLES AND BENCHES, AND LANE LINE REELS. COORDINATE W/ COLLEGE FOR LOCATION.
	27. (E) CONCRETE MURAL.

PHASE 1	
1. (E) STARTING BLOCKS AND DECK ANCHORS. SEE 5/8/P3-1.	11. (E) STARTING BLOCKS AND DECK ANCHORS. SEE 5/8/P3-1.
2. (E) TYP. CANTILEVER AND POOL GUTTER. SEE 2/8/P3-1.	12. INSTALL (N) STARTING BLOCK ANCHOR 19 FROM EDGE.
3. REPAIR POOL CANTILEVER CURVED CORNERS WHERE OCCURS. SEE 1/8/P3-2.	13. REUSE (E) STARTING BLOCK FROM DEMOLITION. SEE 5/8/P3-1.
4. REINSTALL (E) BACKSTROKE POLE INTO (E) BACKSTROKE POLE DECK ANCHORS. SEE 1/8/P3-3.	14. (E) POOL LADDER GRAB RAILS AND DECK ANCHORS. SEE 4/8/P3-1.
5. (N) LANE LINE ANCHORS. SEE 3/8/P3-1 AND POOL PLAN SP2-2.	15. INSTALL (N) POOL GRAB RAIL LADDER DECK ANCHORS. REUSE (E) LADDER FROM DEMOLITION. SEE 4/8/P3-1.
6. (E) MOVABLE LIFEGUARD CHAIR TO BE REINSTALLED. SEE 3/8/P3-3.	16. RESEAL (E) CONCRETE JOINTS. IF NEEDED, REPLACE EJ MATERIAL PRIOR TO RESEALING. SEE 1/8/P3-4.
7. (E) J-BOXES FOR UL AND WP TIMING SYSTEM.	17. (E) 1" AND 3/4" DIVING BOARDS. SEE 148/8/P3-3.
8. (N) DEPTH AND SAFETY MARKERS TO BE PLACED IN SAME LOCATION. SEE 144/8/P3-2.	18. (E) HOSE BIBBS W/ 75' RAD CIRCLE.
9. (E) FLOATING WP GOALS TO BE REUSED. SEE 1/8/P3-1.	19. (E) 1/4" MAX OPENING SLOT DRAIN TO 6" STORM DRAIN LINE.
10. (E) WP DECK ANCHORS AND WP DECK GOAL. INSTALL WHITE NON-SLIP 1' X 1' TILE BUMPER PLATES TYP. EA. LEG (9' X 9' SQ.). SEE 6/8/P3-1.	20. (E) DRINKING FOUNTAINS.
	21. (E) SPORTS LIGHTS.
	22. (E) ACCESSIBLE LIFT. SEE 3/8/P3-1.
	23. (E) DECK BENCHES.
	24. (E) POOL SIGNAGE. REPLACE ANY SIGNAGE REMOVED FROM DEMOLITION PLAN. SEE 5/8/P3-2.
	25. WATERPROOF (E) SURGE TANK W/ THERMOSEAL (2) TWO COATS.
	26. RETURN STORAGE BINS, WP GOALS, TABLES AND BENCHES, AND LANE LINE REELS. COORDINATE W/ COLLEGE FOR LOCATION.
	27. (E) CONCRETE MURAL.


PHASE 2	
21. (N) ACCESSIBLE RAMP RAILING AND STAIRS RAILING. REUSE EXISTING HOLE LOCATIONS. IF NOT USED, INFILL W/ NON-SHRINK GROUT. SEE 1/8/P3-5.	21. (N) ACCESSIBLE RAMP RAILING AND STAIRS RAILING. REUSE EXISTING HOLE LOCATIONS. IF NOT USED, INFILL W/ NON-SHRINK GROUT. SEE 1/8/P3-5.
22. (N) 60" FENCE AND GATES TO SURROUND UPPER DECK. IF POSSIBLE REUSE EXISTING BOLT LOCATIONS. ANY BOLT LOCATIONS NOT USED INFILL W/ NON-SHRINK GROUT. SEE FENCE DETAIL SHEETS SP3-5 THROUGH SP3-7.	22. (N) 60" FENCE AND GATES TO SURROUND UPPER DECK. IF POSSIBLE REUSE EXISTING BOLT LOCATIONS. ANY BOLT LOCATIONS NOT USED INFILL W/ NON-SHRINK GROUT. SEE FENCE DETAIL SHEETS SP3-5 THROUGH SP3-7.
23. (N) 42" GUARD RAIL AND HANDRAILS FOR STAIRS AND SERVICE RAMPS. REUSE EXISTING BOLT HOLE LOCATIONS IF POSSIBLE. OTHERWISE INFILL THEM IN W/ NON-SHRINK GROUT. SEE FENCE DETAIL SHEETS SP3-5 THROUGH SP3-7.	23. (N) 42" GUARD RAIL AND HANDRAILS FOR STAIRS AND SERVICE RAMPS. REUSE EXISTING BOLT HOLE LOCATIONS IF POSSIBLE. OTHERWISE INFILL THEM IN W/ NON-SHRINK GROUT. SEE FENCE DETAIL SHEETS SP3-5 THROUGH SP3-7.
24. REINSTALL POOL SIGNAGE ON GATES AND FENCE AT ORIGINAL LOCATION. SEE 5/8/P3-2.	24. REINSTALL POOL SIGNAGE ON GATES AND FENCE AT ORIGINAL LOCATION. SEE 5/8/P3-2.
25. REINSTALL RING BUOY. PLACE (4) FOUR RING BOUTS AT EACH SIDE OF POOL.	25. REINSTALL RING BUOY. PLACE (4) FOUR RING BOUTS AT EACH SIDE OF POOL.

GENERAL NOTES	
• ALL ANCHORS & STRUCTURAL STEEL IN POOL DECK TO BE BONDED & GROUNDED. SEE 249/8/P3-3.	• ALL ANCHORS & STRUCTURAL STEEL IN POOL DECK TO BE BONDED & GROUNDED. SEE 249/8/P3-3.
• WATER LEVEL USED AS ELEVATION REFERENCE	• WATER LEVEL USED AS ELEVATION REFERENCE
• CONCRETE DECKS TO SLOPE 2% MAX. AWAY FROM POOL TO SLOT DRAIN TYP.	• CONCRETE DECKS TO SLOPE 2% MAX. AWAY FROM POOL TO SLOT DRAIN TYP.
• CONTRACTOR TO COORDINATE DEPTH MARKER LOCATIONS WITH CONTROL JOINTS MIN 6" SEPARATION FROM JOINTS.	• CONTRACTOR TO COORDINATE DEPTH MARKER LOCATIONS WITH CONTROL JOINTS MIN 6" SEPARATION FROM JOINTS.
• CONTRACTOR TO COORDINATE ANCHOR LOCATIONS WITH CONTROL JOINTS MIN 6" SEPARATION FROM ANCHORS.	• CONTRACTOR TO COORDINATE ANCHOR LOCATIONS WITH CONTROL JOINTS MIN 6" SEPARATION FROM ANCHORS.
• CONTRACTOR TO REUSE EXISTING ELECTRICAL CONDUITS AND J-BOXES FOR UL. 2 UL FER J-BOX MAX. REUSE EXISTING ELECTRICAL BOX.	• CONTRACTOR TO REUSE EXISTING ELECTRICAL CONDUITS AND J-BOXES FOR UL. 2 UL FER J-BOX MAX. REUSE EXISTING ELECTRICAL BOX.
• ALL GATES TO HAVE PANIC HARDWARE SEE 142/8/P3-1. ALL RAMPS AND STAIRS TO HAVE HANDRAILS. SEE 4/8/P3-6.	• ALL GATES TO HAVE PANIC HARDWARE SEE 142/8/P3-1. ALL RAMPS AND STAIRS TO HAVE HANDRAILS. SEE 4/8/P3-6.
• FOR POOL PLAN AND DIMENSIONS, SEE SHEET SP2-2.	• FOR POOL PLAN AND DIMENSIONS, SEE SHEET SP2-2.

DECK PLAN  
1"=10'-0"  
NORTH

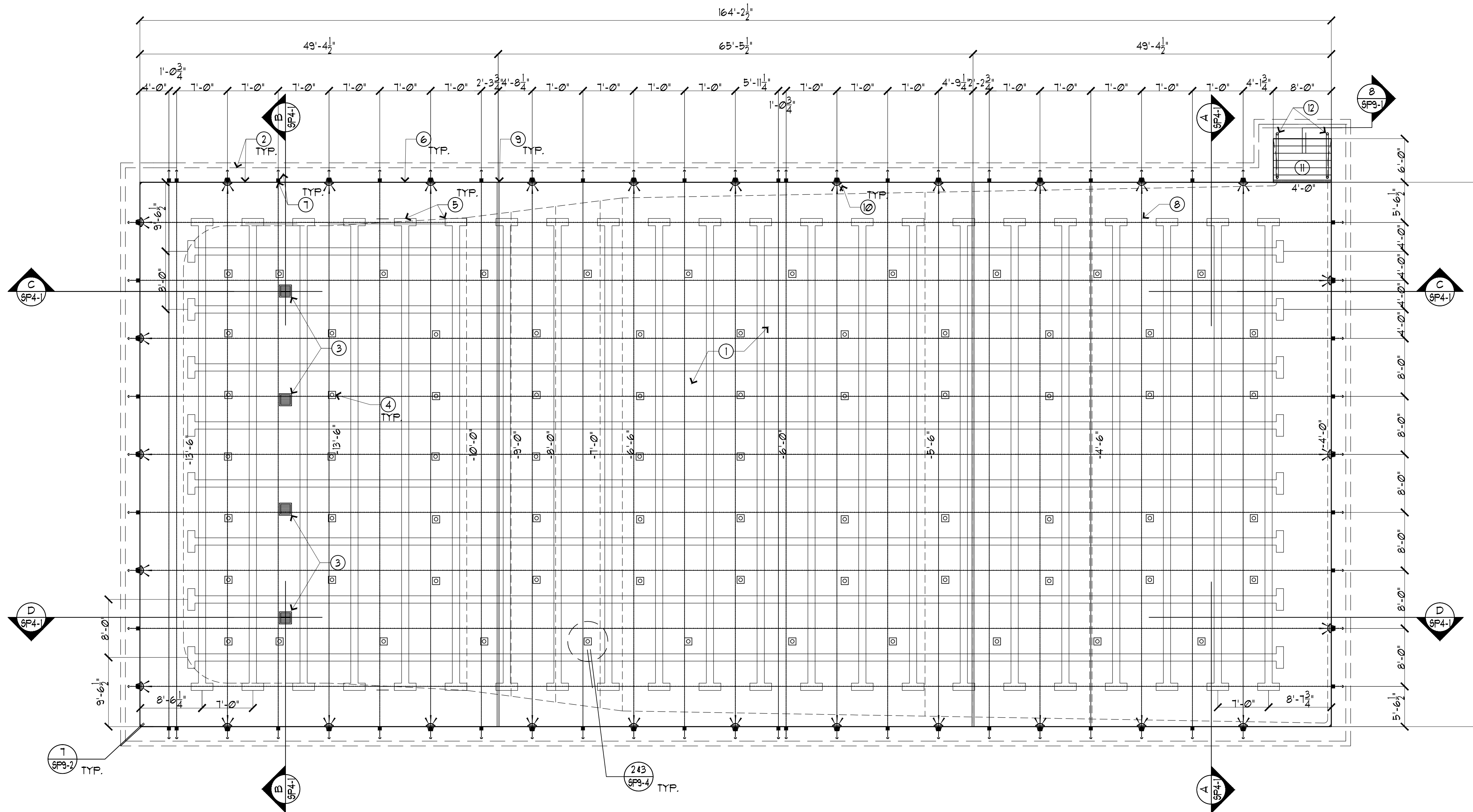


**ARCH-PAC**  
AQUATICS  
1341 DISTRIBUTION WAY, SUITE 11  
VISTA - CA 92081  
PH: 760-734-1600



CLIENT:	CHABOT-LAS POSITAS COMMUNITY COLLEGE DISTRICT
ADDRESS:	7600 DUBLIN BLVD, DUBLIN, CA 94568
CONTACT:	THOMAS VALDEZ 510-301-4024
DRAWING TITLE:	DECK PLAN
JOB TITLE:	CHABOT COLLEGE POOL RENOVATION
JOB ADDRESS:	23555 HESPERIAN BLVD, HAYWARD, CA 94545
DATE:	4SEP2013
SCALE:	1"=10'-0"
DRAWN BY:	RH
DRAWING NO.:	SP2-1

These drawings & specifications are the property & copyright of the ARCHITECT and shall not be used on any other work except by written agreement with the ARCHITECT. Written dimension takes precedence over scale & shall be verified on job site. Any discrepancy shall be brought to the attention of the ARCHITECT prior to the commencement of any work.



**KEY NOTES**


1. FLASTER POOL, WHITE FINISH (TYP.). REPAIR ANY CRACKS & RUST SPOTS PER 8/9/SP9-2.
2. WATERPROOF (E) GUTTER AND UNDERSIDE OF CANTILEVER DECK WITH THERMOSEAL, TWO COATS MIN. REPAIR ANY DAMAGES TO UNDERSIDE OF GUTTER. SEE 2/8/SP9-1.
3. VGB COMPLIANT MAIN DRAIN GATES 18"x18". MAIN DRAIN PUMP AND PIPING TO REMAIN THE SAME. SEE 4/8/SP9-4.
4. POOL RETURN INLETS TO BE PLACED OVER EXISTING PIPING. ADJUST COLOR OF TILE SURROUNDING INLET IN ACCORDANCE W/ DETAIL 2/9/SP9-4.
5. RACING LANE FLOOR TILE. SEE 3/8/SP9-2.
6. RACING TARGET WALL MARKER TILE. SEE 2/8/SP9-2.
7. RACING LANE 1/2" ROPES AND ROPE ANCHOR. PLACE 66 METAL BULLNOSE WHERE ROPE LINE CROSSES DAM WALL. SEE 3/8/SP9-1.
8. 4'-6" TILE MARKER LINE.
9. 15M MARKER TILE.
10. (N) UNDERWATER LIGHTS (UL). REUSE EXISTING NICHE. SET LIGHTS TO BE FLUSH WITH POOL WALL. SEE 4/8/SP9-3.
11. (E) POOL STAIRS TO BE FLASTERED AND TILED. SET 4'-0" TILE LINE AT BOTTOM OF LAST STEP FOR VISUAL INDICATION. SEE 8/8/SP9-1.
12. (E) POOL STAIRS HANDRAIL AND ESCUTCHEONS. SEE 8/8/SP9-1.

**GENERAL NOTES**

- ALL POOL VOLUME AND MECHANICAL EQUIPMENT TO REMAIN SAME.
- ALL ANCHORS & STRUCTURAL STEEL IN POOL DECK TO BE BONDED & GROUNDING. SEE 2/9/SP9-3.
- WATER LEVEL USED AS ELEVATION REFERENCE
- CONTRACTOR TO COORDINATE ALL ELECTRICAL WIRES AND CONDUITS FROM UL TO EXISTING J-BOXES. NO MORE THAN 2 UL PER J-BOX. COORDINATE J-BOXES AND UNDERWATER LIGHTS WITH EXISTING ELECTRICAL PANEL. PROTECT AND REUSE EXISTING UNDERGROUND CONDUITS.
- FLOOR INLETS AND MAIN DRAIN IN APPROXIMATE LOCATIONS. CONTRACTOR TO VERIFY EXISTING CONDITIONS.
- ALL MEASUREMENTS TO BE VERIFIED TO MATCH EXISTING CONDITIONS.

**POOL PLAN**

1/8"=1'-0"




**ARCH-PAC**

AQUATICS

1341 DISTRIBUTION WAY, SUITE 11

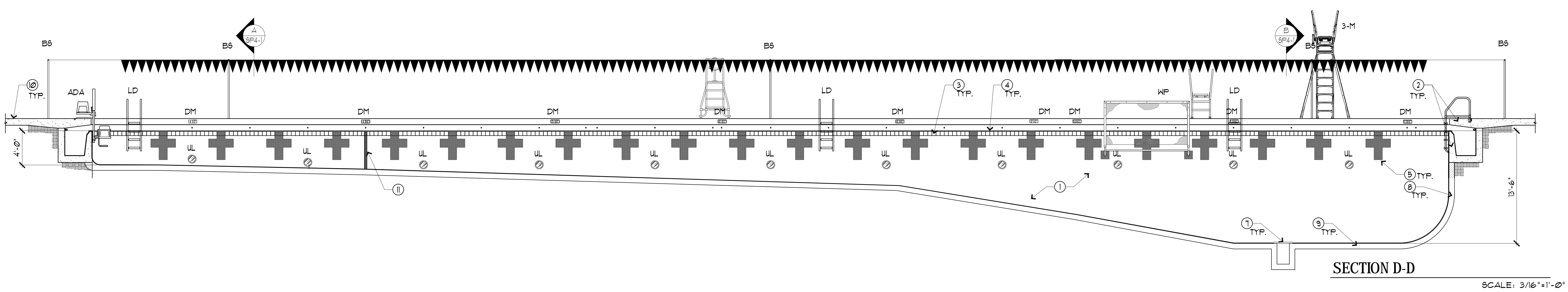
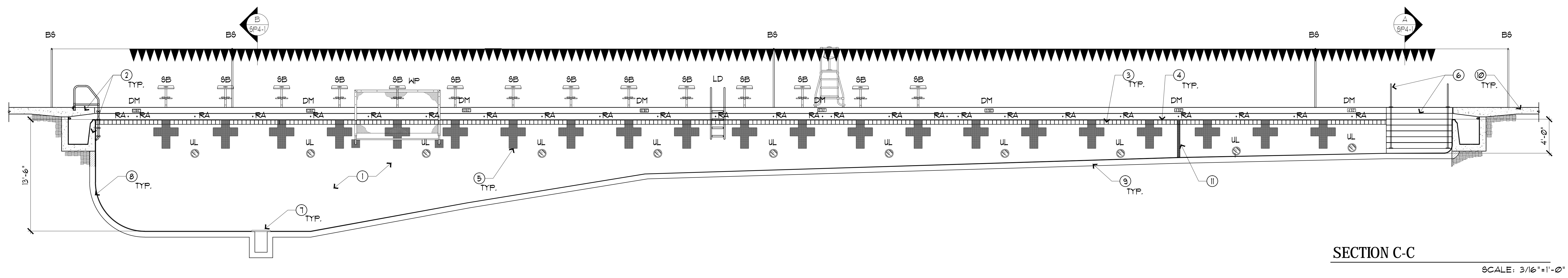
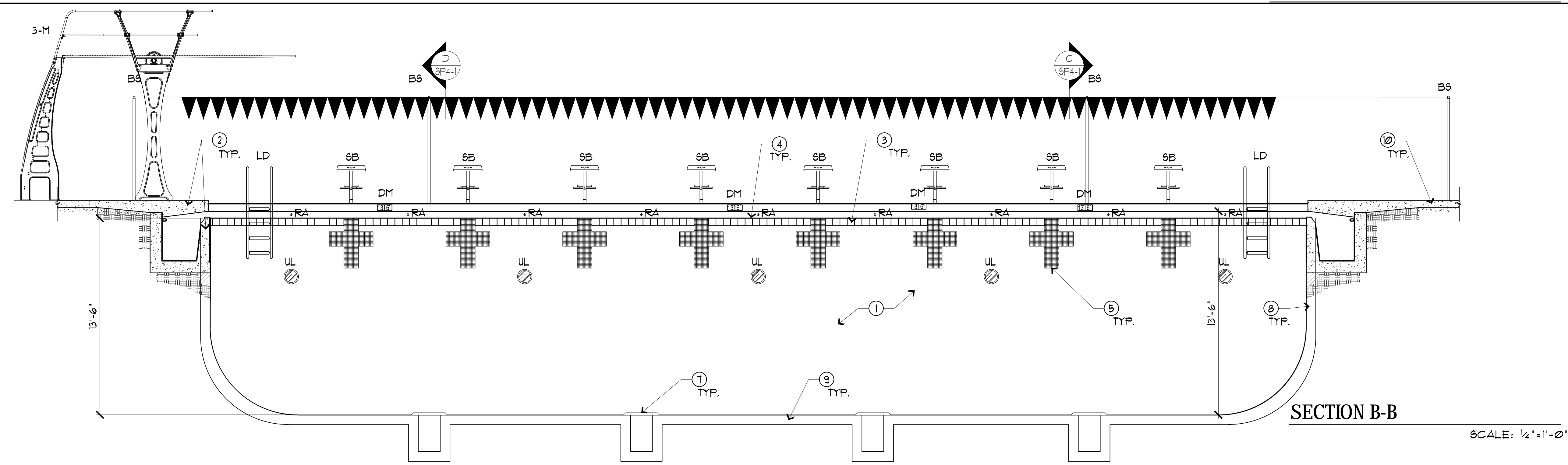
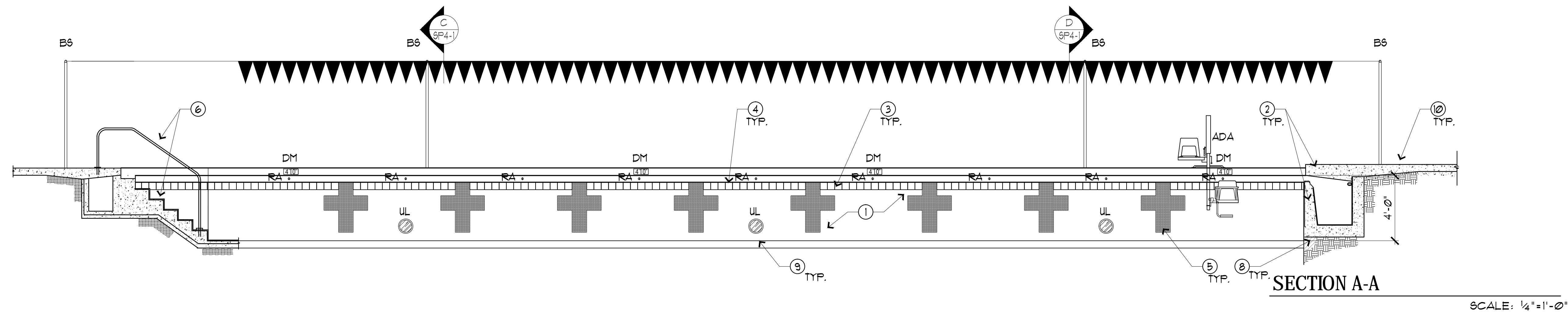
VISTA - CA 92081

PH: 760-734-1600



CLIENT: <b>CHABOT-LAS POSITAS COMMUNITY COLLEGE DISTRICT</b>	ADDRESS: <b>7600 DUBLIN BLVD, DUBLIN, CA 94568</b>	CONTACT: <b>THOMAS VALDEZ 510-301-4024</b>		
NO.    DATE    REVISION				
DRAWING TITLE: <b>POOL PLAN</b>				
JOB TITLE: <b>CHABOT COLLEGE POOL RENOVATION</b>				
JOB ADDRESS: <b>23555 HESPERIAN BLVD, HAYWARD, CA 94545</b>				
DATE: 4SEP2013	SCALE: 1/8"=1'-0"	DRAWN BY: RH		
DRAWING NO.: <b>SP2-2</b>				

These drawings & specifications are the property & copyright of the ARCHITECT and shall not be used on any other work except by written agreement with the ARCHITECT. Written dimension takes precedence over scale & shall be verified on job site. Any discrepancy shall be brought to the attention of the ARCHITECT prior to the commencement of any work.



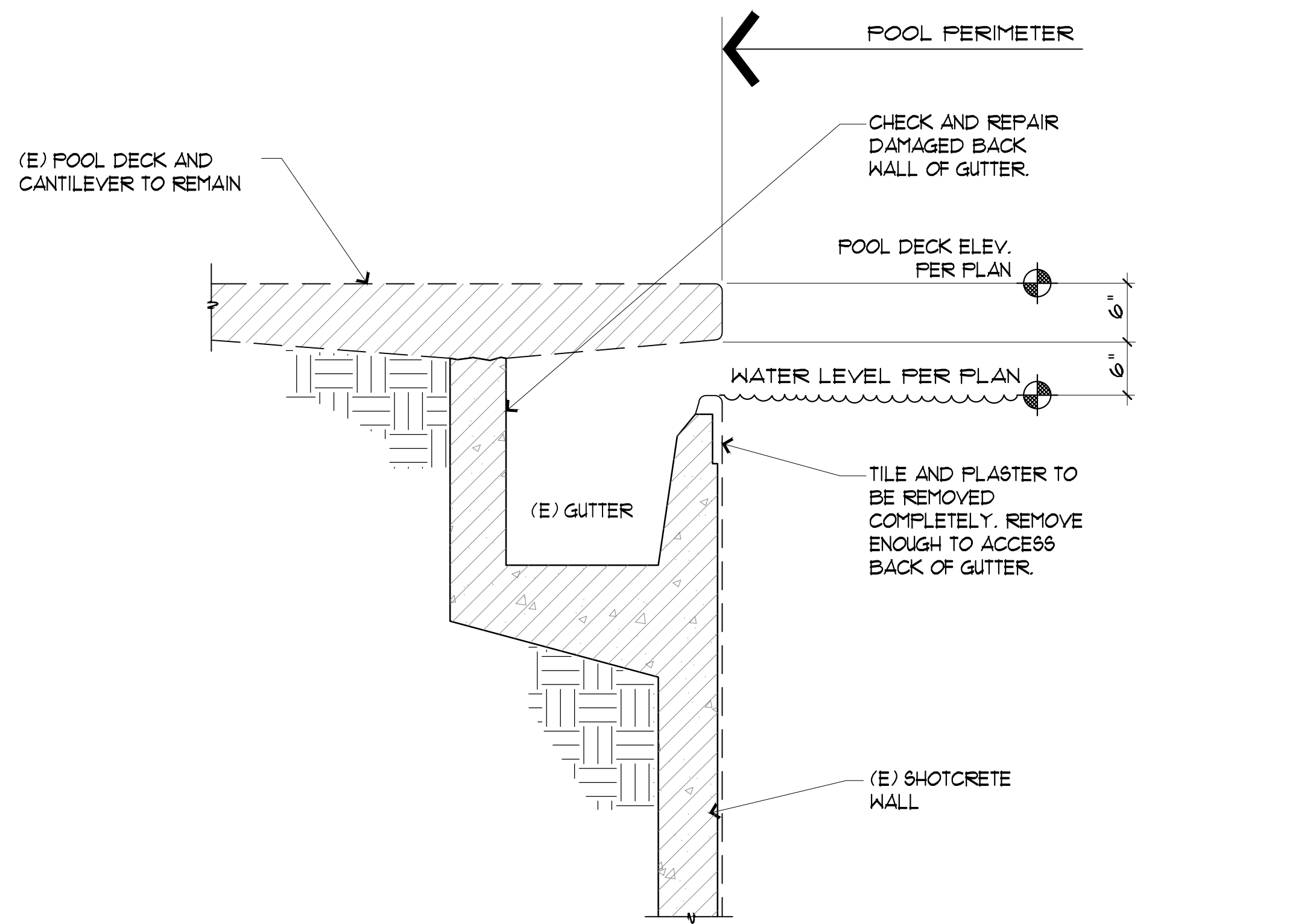
KEY NOTES			
1.	(N) PLASTER FINISH (WHITE). TYP.		
2.	(E) CONCRETE CANTILEVER DECK AND DAM WALL. SEE 2/SP3-1.		
3.	(N) 6"x6" GLAZED CERAMIC WATERLINE TILE. SEE 1/SP3-2.		
4.	(N) 2 1/2"x6" DOUBLE BULLNOSE CERAMIC TILE. SEE 1/SP3-2.		
5.	(N) CERAMIC TILE NCAA RACING LANE TARGET. SEE 2/SP3-2.		
6.	(E) CONCRETE POOL ENTRANCE STAIRS AND GRAB RAILS. TO BE TILED AND PLASTERED WHITE. SEE 2/SP3-1.		
7.	(N) MAIN DRAIN GRATE ON (E) MAIN DRAIN SUMP. SEE 4/SP3-4.		
8.	(E) CONCRETE POOL SHELL TO REMAIN.		
9.	(E) POOL FLOOR. (N) FLOOR INLETS CAN BE FOUND ON POOL PLAN SP2-2. SEE ALSO DETAILS 243/SP3-4.		
10.	(E) CONCRETE POOL DECK. SEE DECK PLAN SP2-1.		
11.	(N) 4" WIDE 2"x2" NON-SLIP CERAMIC TILE BAND @ 4'-6".		

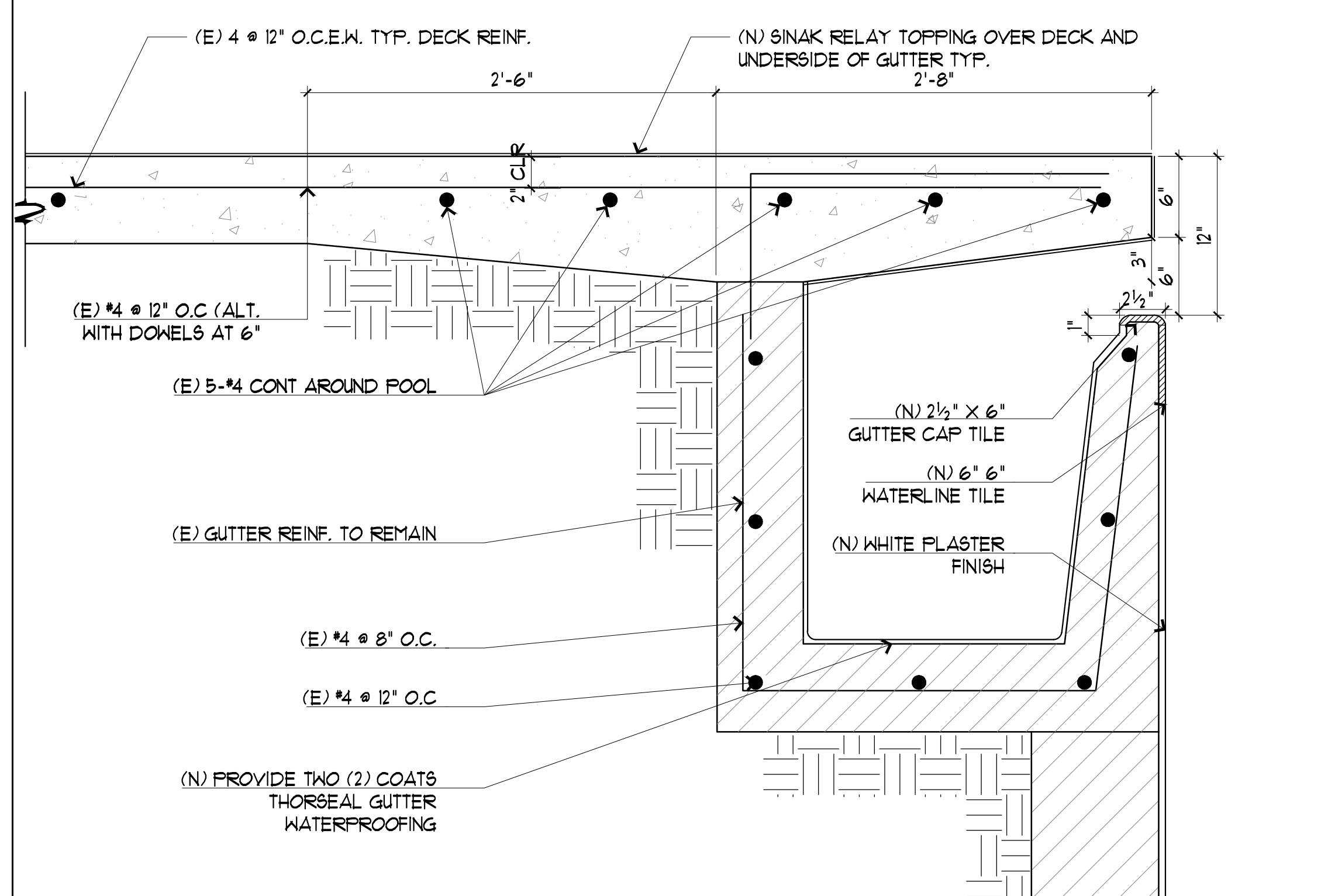
EQUIPMENT AND SYMBOLS			
ITEM	ITEM DESCRIPTION	COMMENTS	DETAIL
ADA	(E) ACCESSIBLE LIFT	TO REMAIN IN PLACE.	9 SP3-1
3-M	(E) 3M DIVING BOARD	BOTH 3M AND 1M DIVING BOARDS TO REMAIN IN PLACE.	2 SP3-2
L	(E) LADDER W/ CYCOLAC STEPS	TO REMAIN IN PLACE. ESCUTCHEONS TO BE REPLACED FOR LADDER TO BE REPLACED, SEE DECK PLAN SP2-1.	4 SP3-1
SB	(E) STARTING BLOCK W/ ANCHOR	TO REMAIN IN PLACE. FOR STARTING BLOCK TO BE REPLACED, SEE DECK PLAN SP2-1.	5 SP3-1
BSP	(E) BACKSTROKE POLE	TO REMAIN IN PLACE.	1 SP3-3
LG	(E) MOVABLE LIFEGUARD CHAIR	TO BE REUSED	3 SP3-3
DM	(N) DEPTH MARKERS	REUSE EXISTING LOCATIONS.	14.4 SP3-2
RA	(N) ROPE ANCHOR	SEE DETAIL.	3 SP3-1
WFG	(E) WALL MOUNTED WP GOAL W/ TILE BUMPER PADS	ANCHORS TO REMAIN IN PLACE. SEE DETAIL. FLOATING GOALS SHOWN ON DECK PLAN SP2-1.	6 SP3-1
UL	(N) LED UNDERWATER LIGHTS	SEE DETAIL	4 SP3-3

**ARCH-PAC**  
AQUATICS  
1341 DISTRIBUTION WAY, SUITE 11  
VISTA - CA 92081  
PH: 760-734-1600

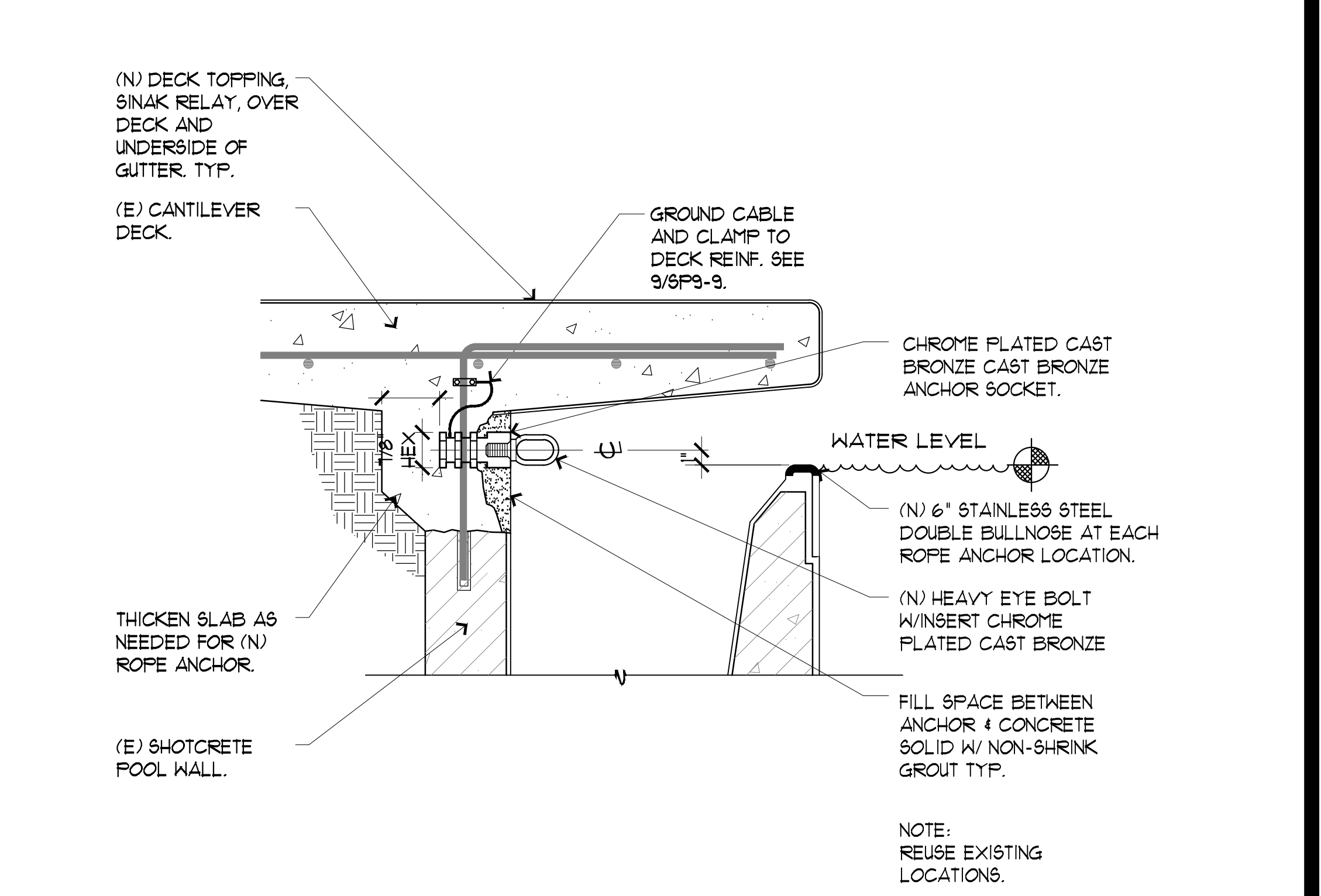
CLIENT:	CHABOT-LAS POSITAS COMMUNITY COLLEGE DISTRICT
ADDRESS:	7600 DUBLIN BLVD., DUBLIN, CA 94568
CONTACT:	THOMAS VALDEZ 510-301-4024
REVISION:	
DATE:	
NO.:	1 2 3 4 5 6 7 8 9 10 11 12 13 14 15 16 17 18 19 20 21 22 23 24 25 26 27 28 29 30 31 32 33 34 35 36 37 38 39 40 41 42 43 44 45 46 47 48 49 50 51 52 53 54 55 56 57 58 59 60 61 62 63 64 65 66 67 68 69 70 71 72 73 74 75 76 77 78 79 80 81 82 83 84 85 86 87 88 89 90 91 92 93 94 95 96 97 98 99 100
DRAWING TITLE:	POOL SECTIONS
JOB TITLE:	CHABOT COLLEGE POOL RENOVATION
JOB ADDRESS:	25555 HESPERIAN BLVD., HAYWARD, CA. 94545
DATE:	4SEP2018
SCALE:	AS NOTED
DRAWN BY:	RH
DRAWING NO.:	SP4-1



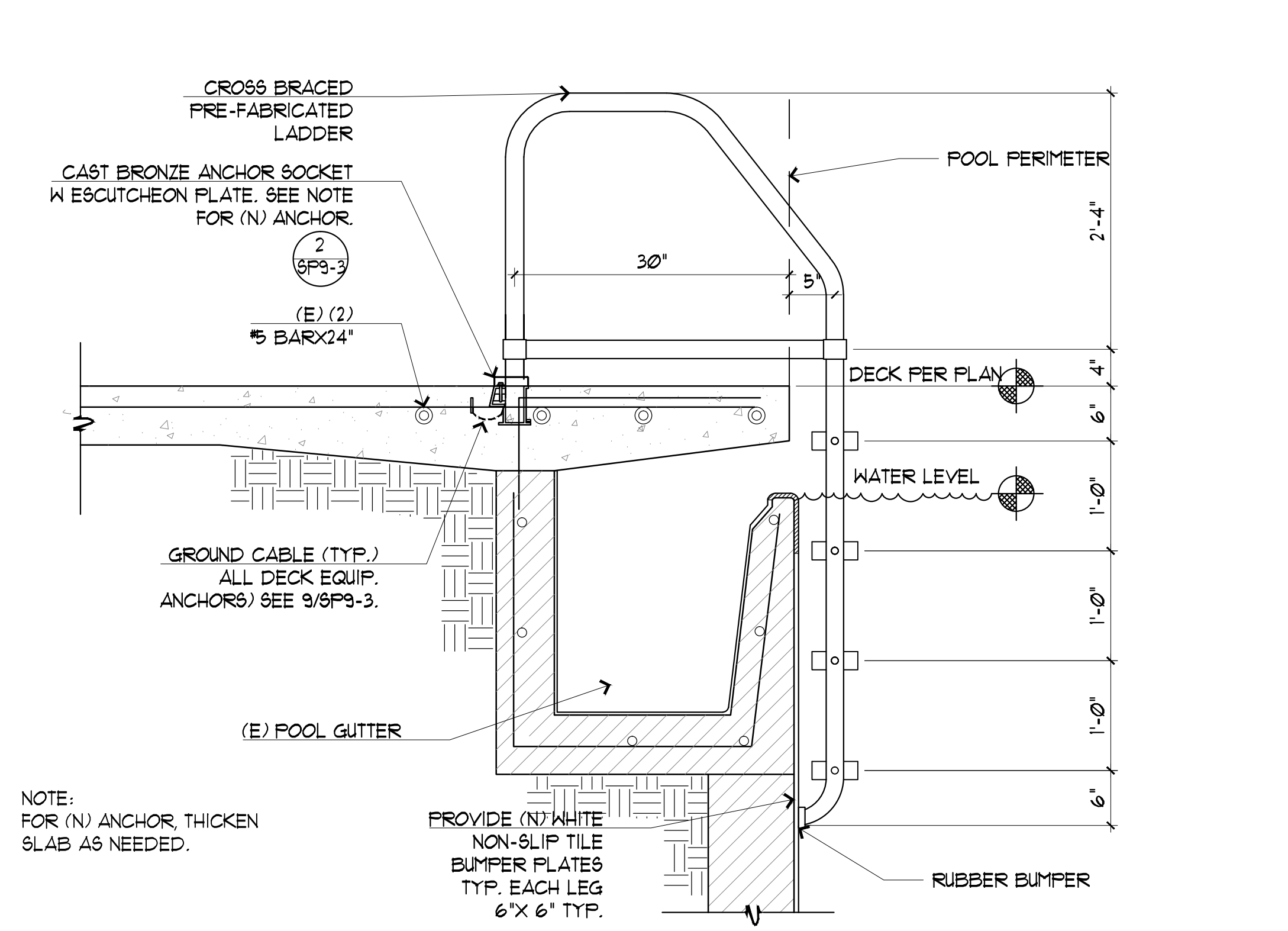
1 TYPICAL GUTTER DEMO DETAIL SCALE: 1"=1'-0"



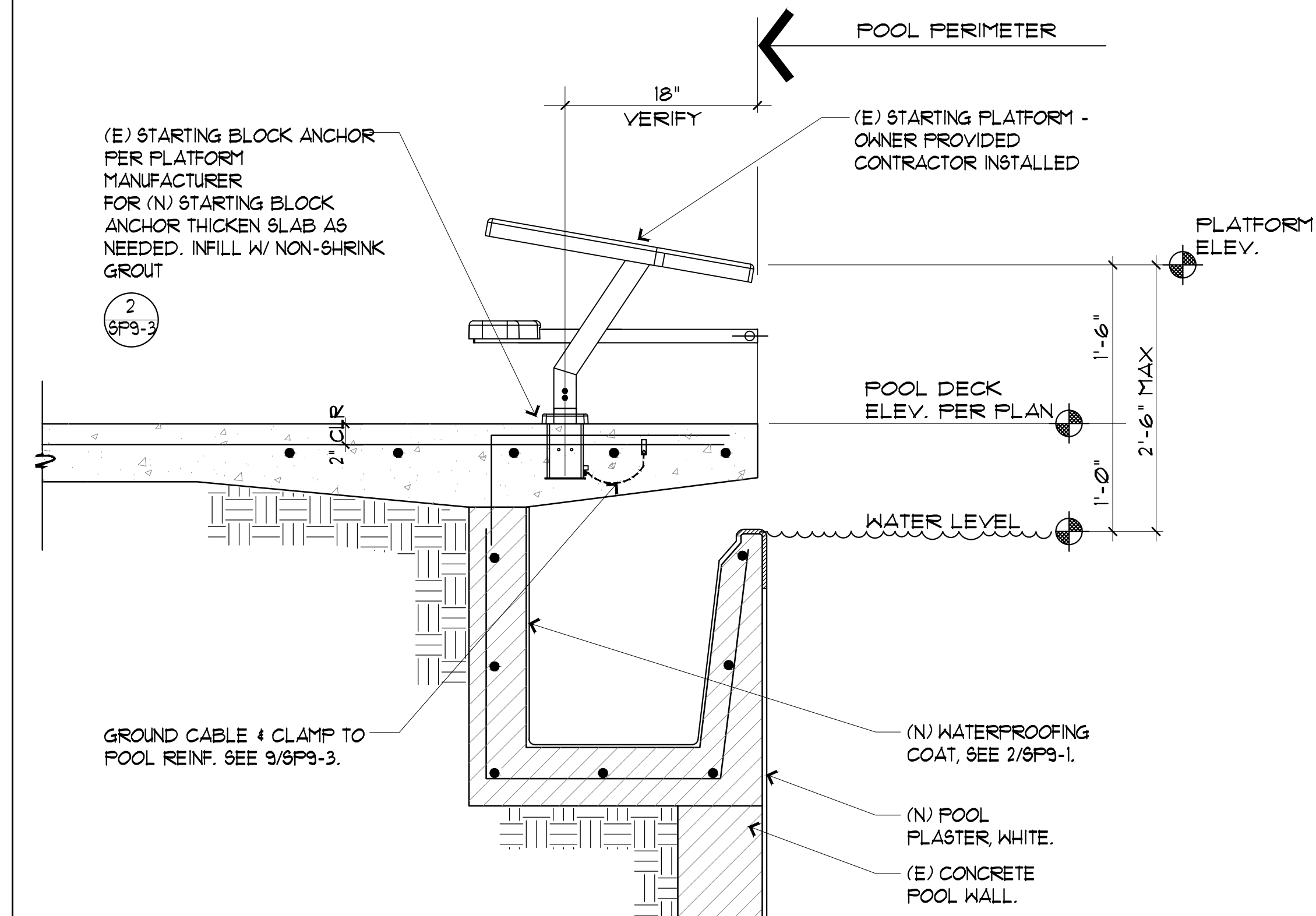
2 TYPICAL EXISTING GUTTER DETAIL SCALE: 1 1/2"=1'-0"



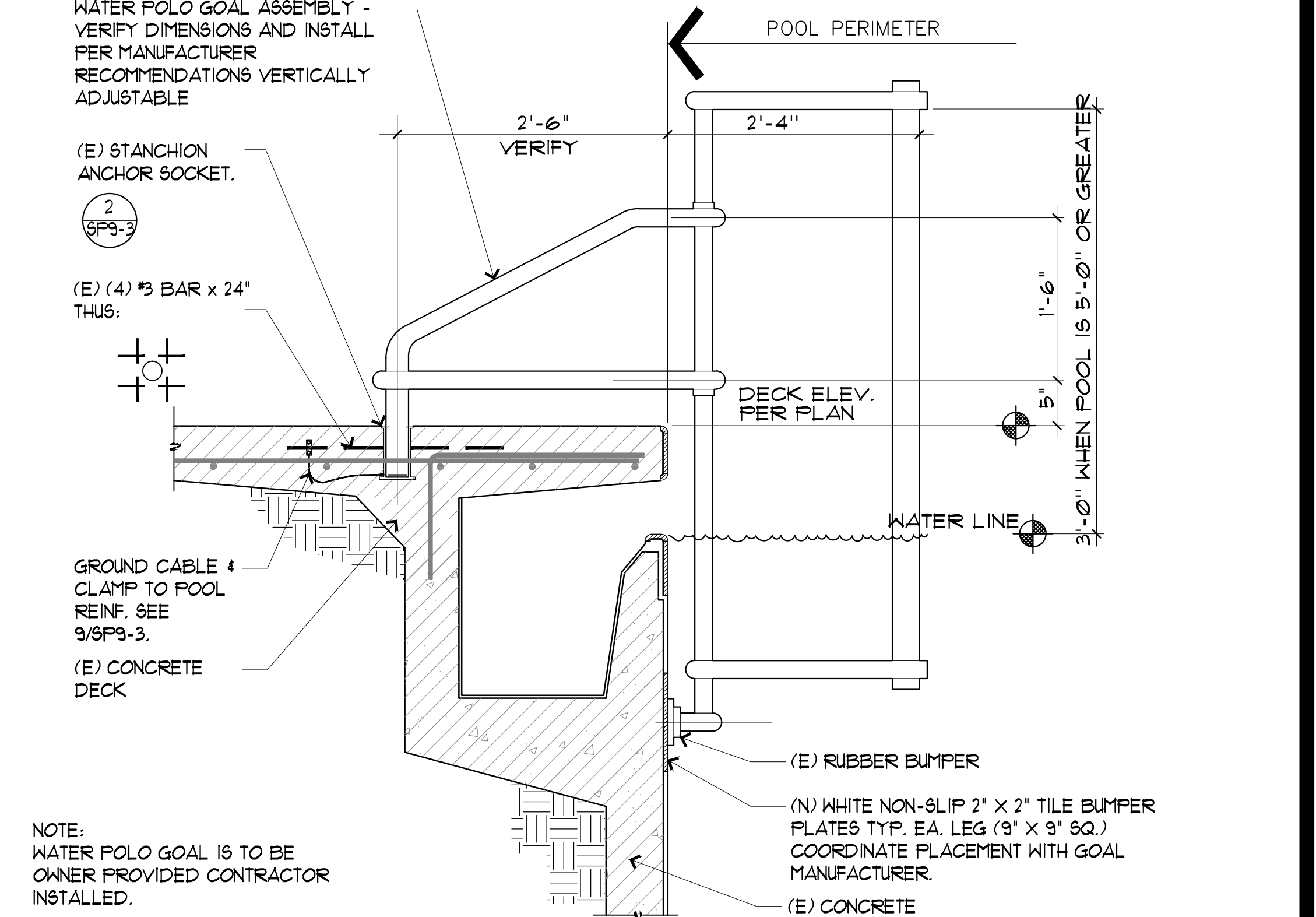
3 LANE LINE ANCHORS SCALE: 1 1/2"=1'-0"



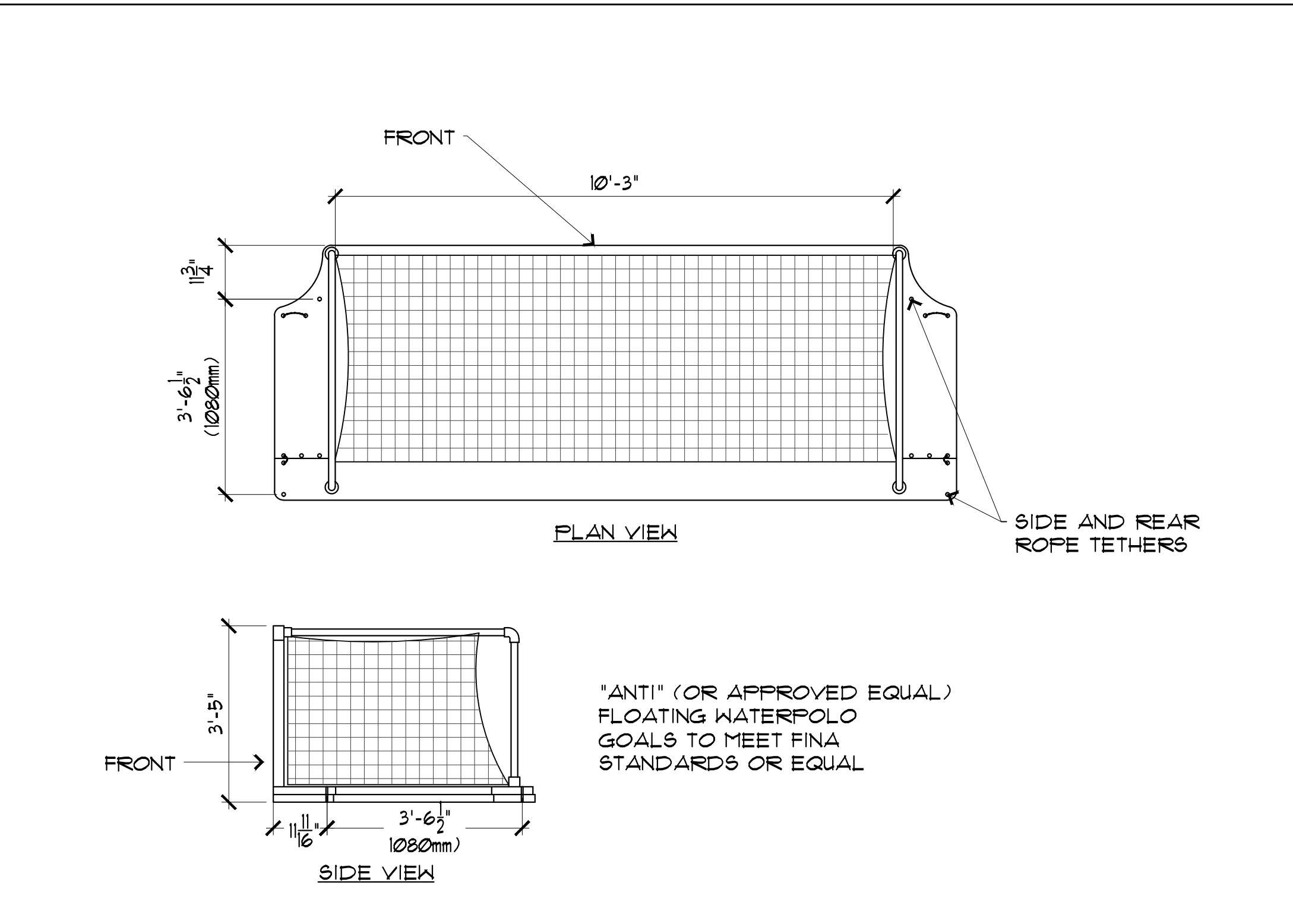
4 EXISTING POOL LADDER SCALE: 1"=1'-0"



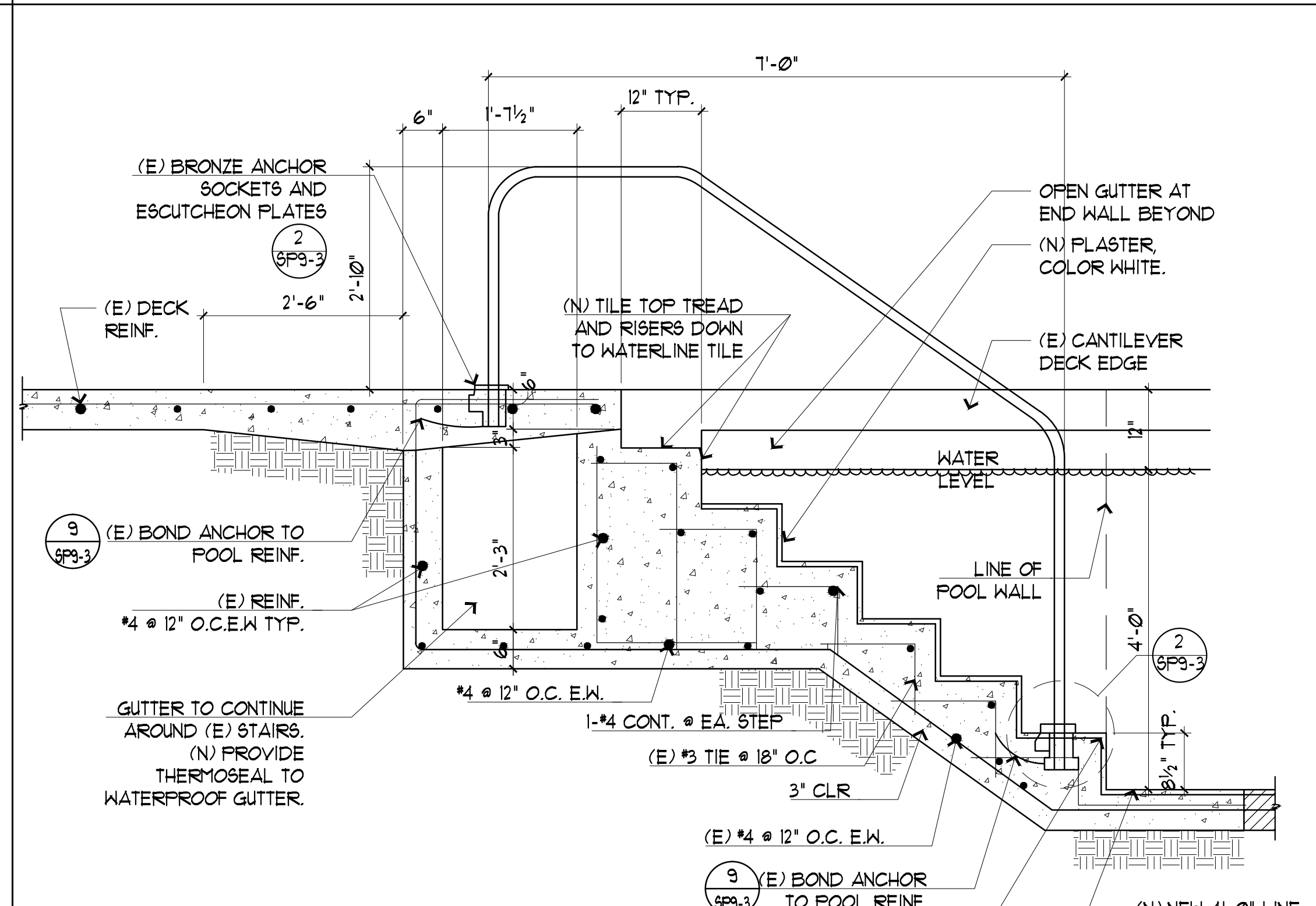
5 EXISTING STARTING PLATFORM & ANCHOR SCALE: 1"=1'-0"



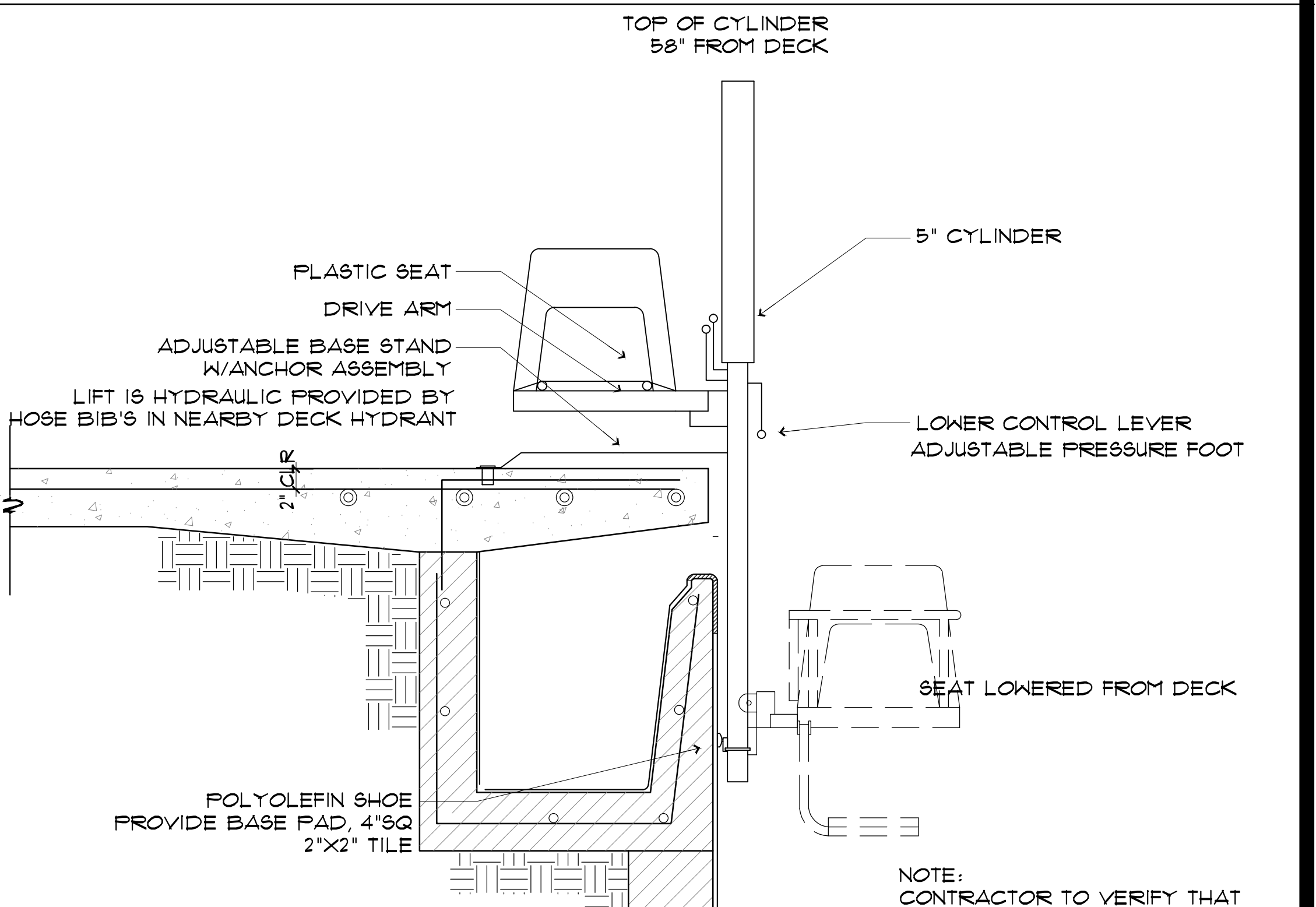
6 EXISTING WATER POLO GOAL (DECK ANCHOR) SCALE: 3/4"=1'-0"



7 EXISTING FLOATING WATER POLO GOAL SCALE: 1/2"=1'-0"



8 EXISTING HANDRAIL AND STAIR GUTTER DETAIL SCALE: 3/4"=1'-0"

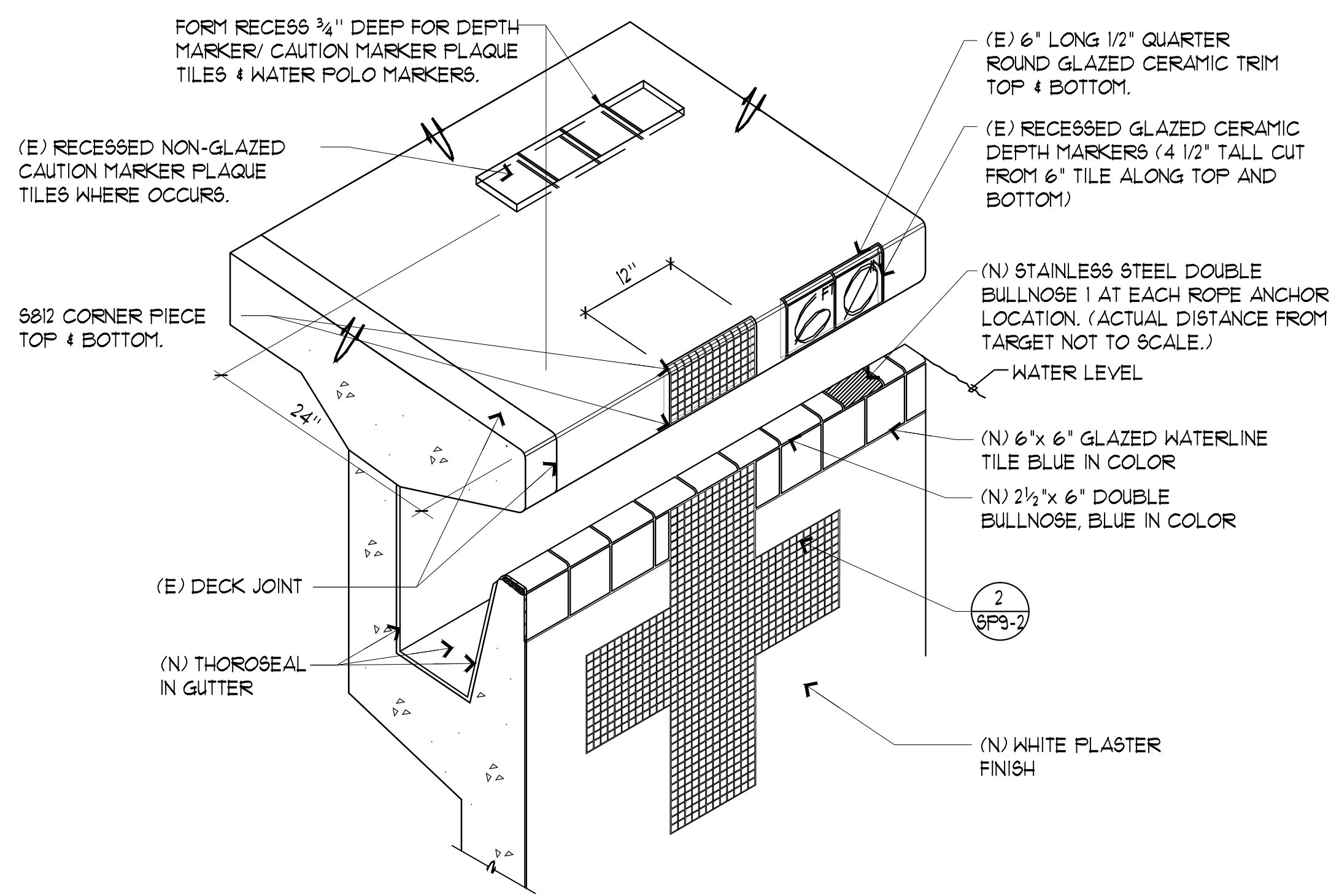


9 EXISTING ACCESSIBLE POOL LIFT SCALE: 1"=1'-0"

ARCH-PAC  
AQUATICS  
1341 DISTRIBUTION WAY, SUITE 11  
VISTA - CA 92081  
PH: 760-734-1600

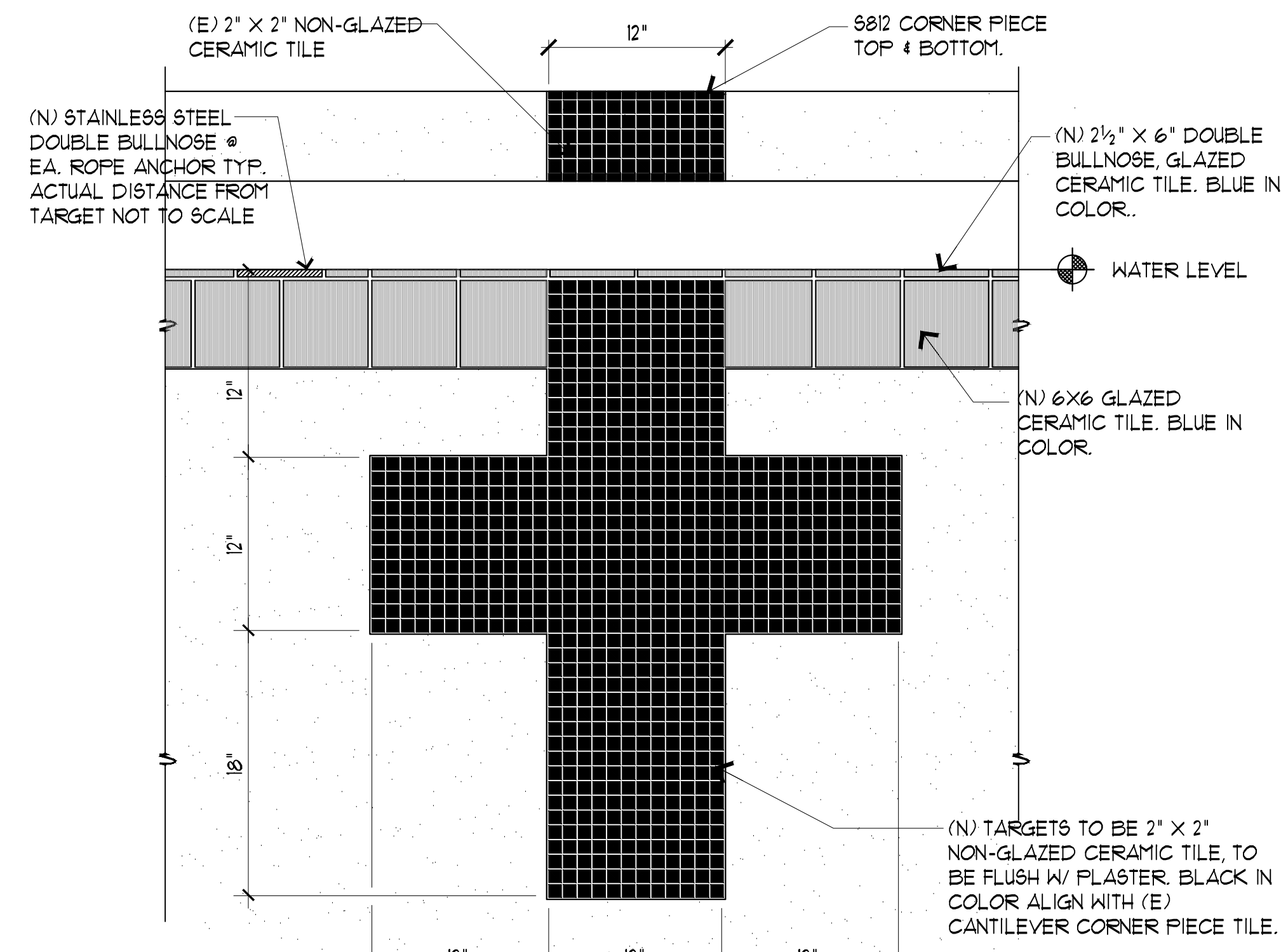
REGISTERED ARCHITECT  
KENNETH PAUL MOORE  
No. 015,022  
Exp. 12/31/2019  
STATE OF CALIFORNIA

CLIENT:	CHABOT-LAS POSITAS COMMUNITY COLLEGE DISTRICT
ADDRESS:	7600 DUBLIN BLVD, DUBLIN, CA 94568
CONTACT:	THOMAS VALDEZ 510-301-4024
REVISION:	
DATE:	
NO.:	1 2 3 4 5 6 7 8 9 10 11 12 13 14 15 16 17 18 19 20 21 22 23 24 25 26 27 28 29 30 31 32 33 34 35 36 37 38 39 40 41 42 43 44 45 46 47 48 49 50 51 52 53 54 55 56 57 58 59 60 61 62 63 64 65 66 67 68 69 70 71 72 73 74 75 76 77 78 79 80 81 82 83 84 85 86 87 88 89 90 91 92 93 94 95 96 97 98 99 100
DRAWING TITLE:	POOL DETAILS
JOB TITLE:	CHABOT COLLEGE POOL RENOVATION
JOB ADDRESS:	25555 HESPERIAN BLVD, HAYWARD, CA 94545
DATE:	4SEP2019
SCALE:	AS NOTED
DRAWN BY:	RH
DRAWING NO.:	SP9-1



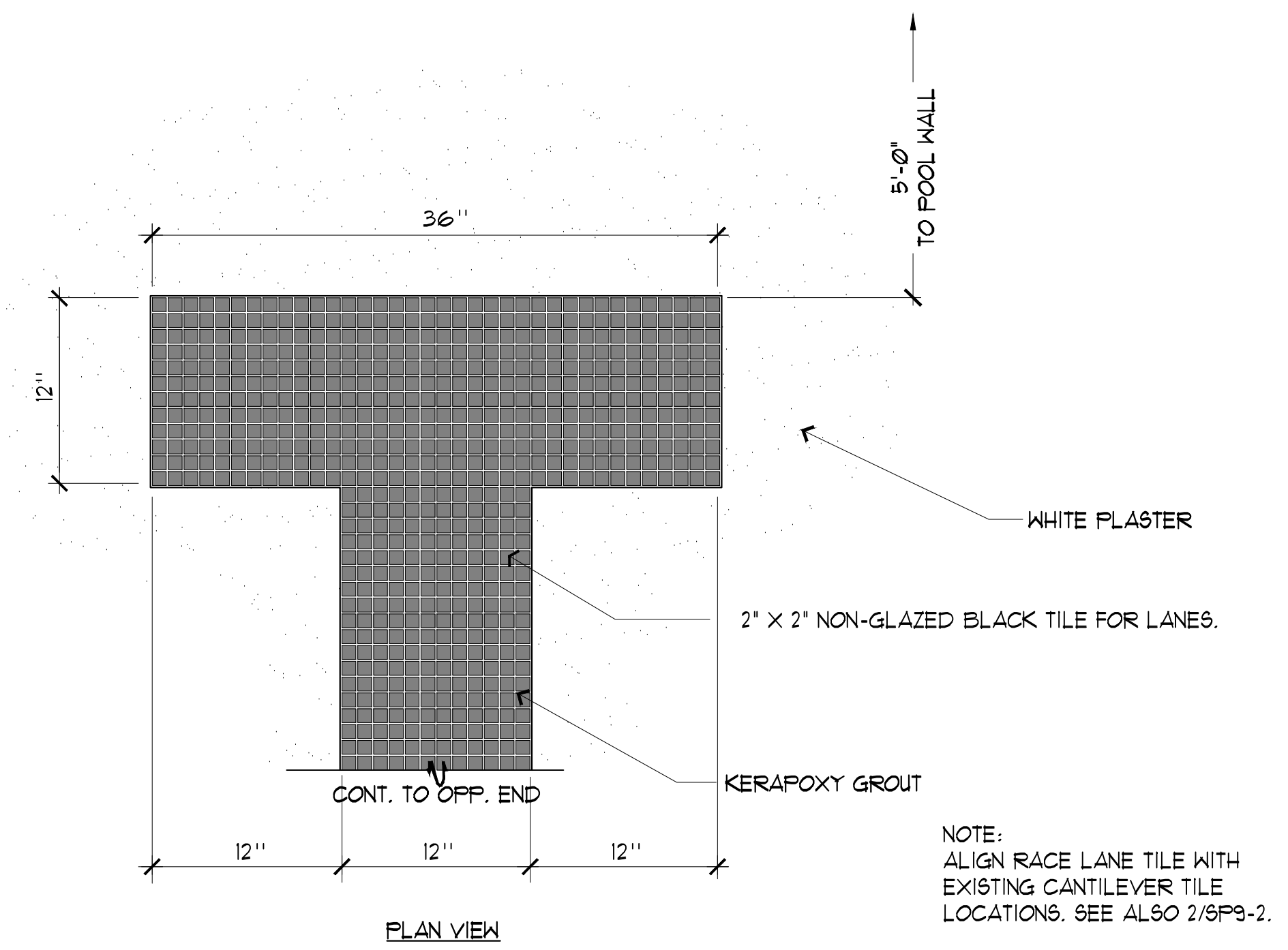
1 ISOMETRIC TILE LAYOUT

SCALE: NTS




2 CERAMIC TILE NCAA TARGETS

SCALE: 1/2"=1' 0"



3 CERAMIC TILE NCAA RACE LANES

SCALE: 1/2"=1' 0"

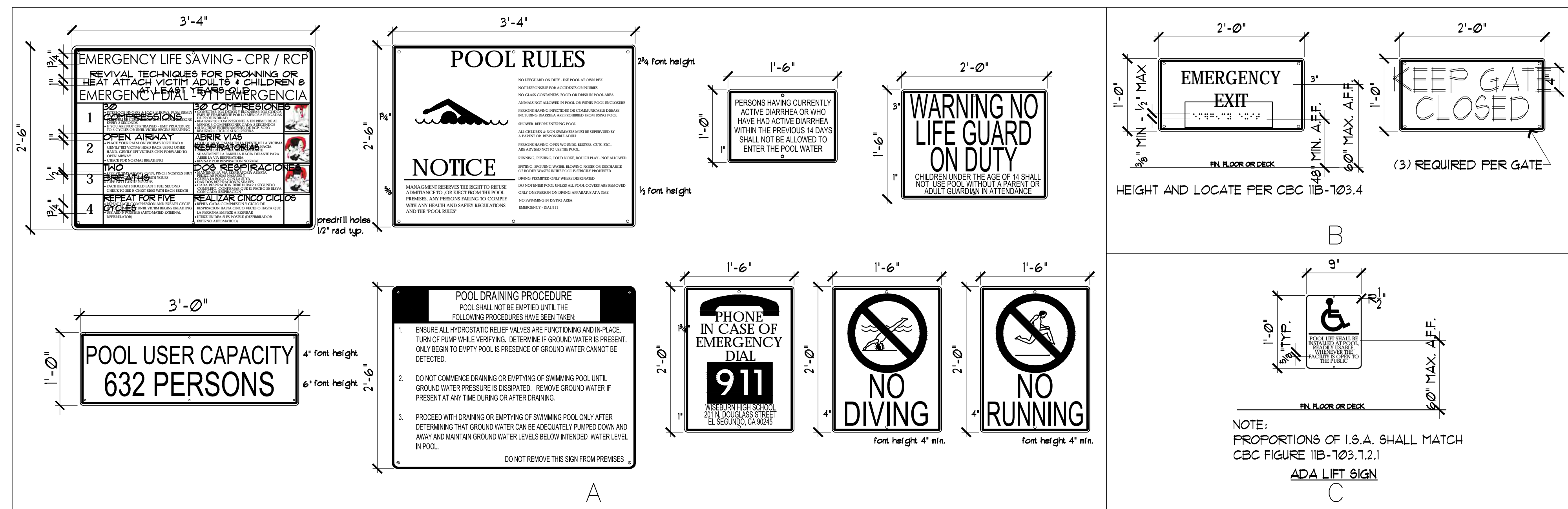


- 6" SQUARE TILE OVER 1/4" MORTAR BED WITH 1/16" GROUT JOINTS. SEE PLAN FOR LOCATIONS
- 1" WIDE RED CIRCLE WITH 5" OUTSIDE DIAMETER & 4" INSIDE DIAMETER WITH 1" WIDE RED DIAGONAL LINE.
- 1/8" BLUE WATER
- 1/8" RED TICKS ABOUT THE HEAD.
- TAN COLOR BODY WITH BLACK OUTLINE, HAIR AND TRUNKS.
- 1/8" BLACK POOL FLOOR.

- NOTES:
- FOR ALL HORIZONTALLY INSTALLED TILES BLOCK OUT CONCRETE DECK 3/4" FOR THIN SET TILE IN MORTAR BED. MAKE FACE OF TILE FLUSH WITH DECK GROUT BETWEEN TILES TYP.
  - DECK EMBED TO BE PLACED BY POOL CONTRACTOR.

4 6" X 6" DEPTH AND SAFETY MARKERS

SCALE: HALF SCALE

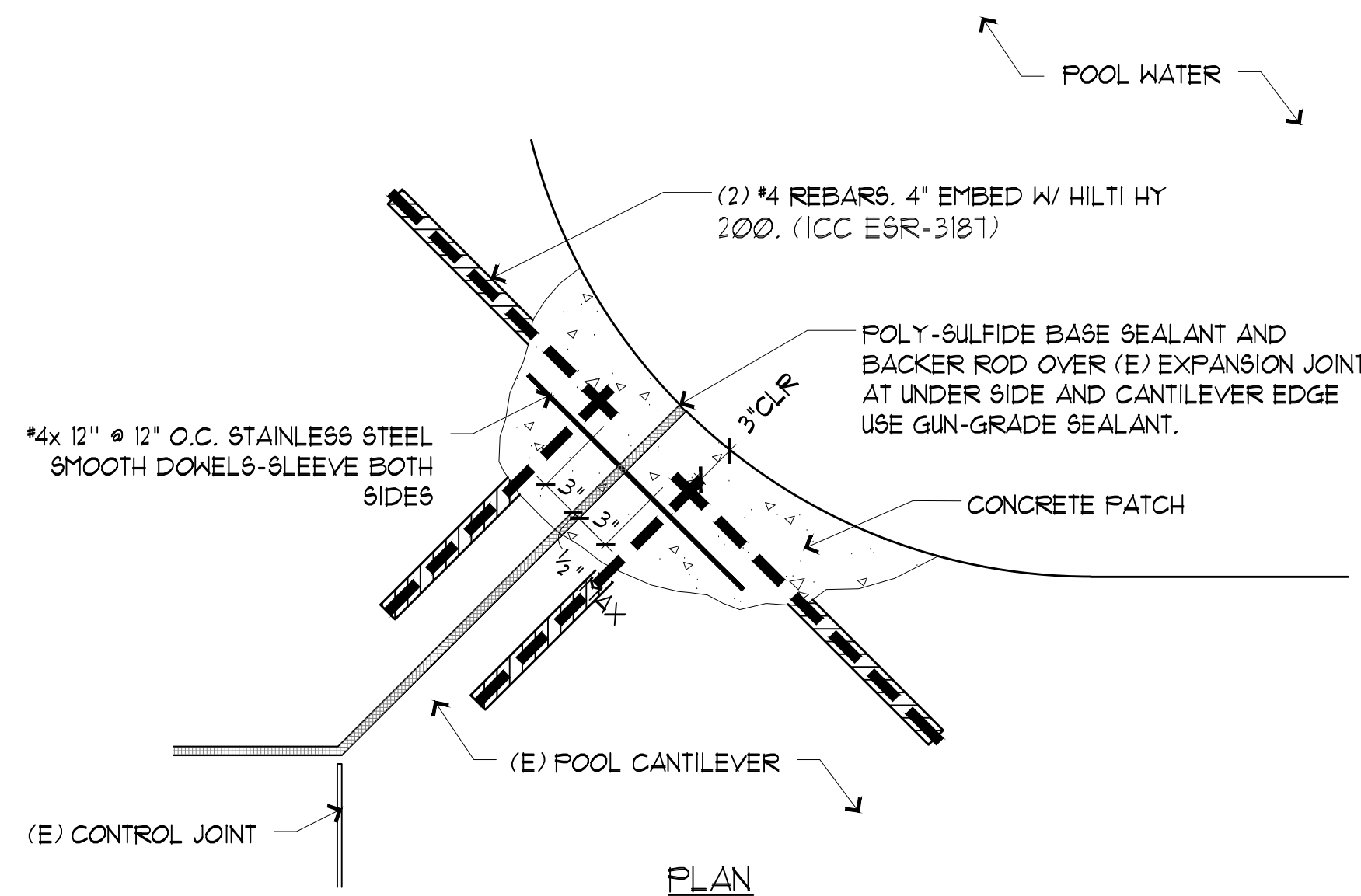


- NOTES:
- FINAL LOCATION TO BE APPROVED BY HEALTH & SAFETY DEPT.
  - POST SIGN IN LOCATIONS VISIBLE TO ALL POOL USERS IF ANY TIME A LIFEGUARD IS NOT PRESENT.
  - SIGN SHALL BE CONSTRUCTED FROM MINIMUM .080 GALV. STEEL.
  - SEE SPECIFICATIONS FOR FURTHER INFORMATION ABOUT SIGNS.
  - TYPICAL FONT STYLE ARIAL NARROW
  - SEE ARCHITECTURAL DRAWINGS FOR ADDITIONAL INFORMATION.

5 POOL SIGNAGE

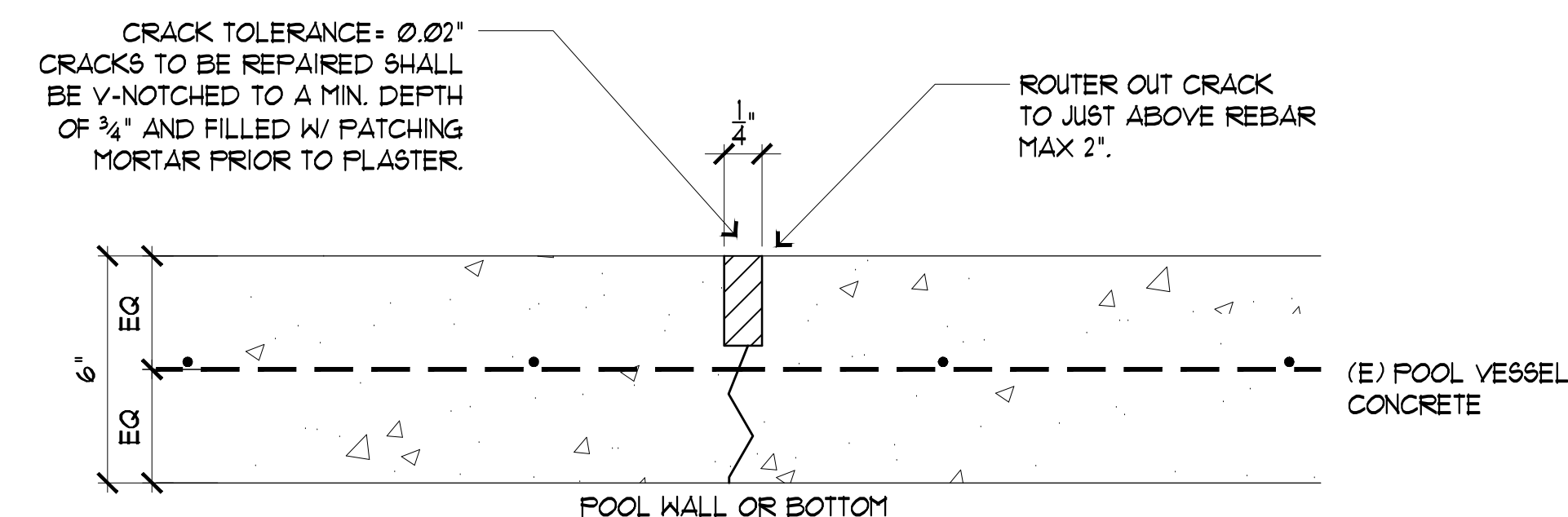
SCALE: NTS

NOTE:  
REMOVE CRACKED AND SPALLED CONCRETE COMPLETE. CLEAN CONCRETE SURFACE BEFORE REPAIR. MATCH (E) RADIUS AND EDGE TOOLING.



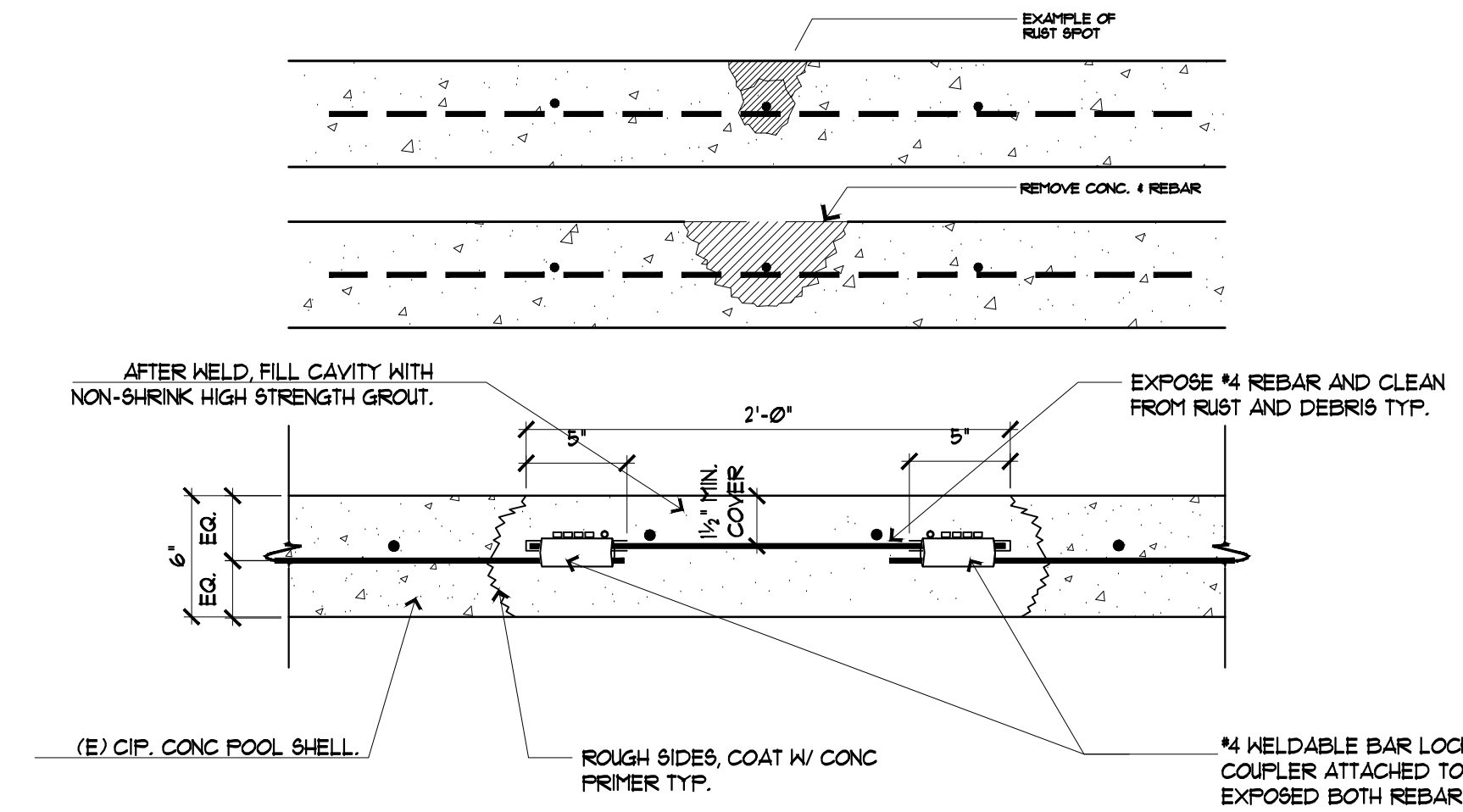
7 CONCRETE CANTILEVER REPAIR

SCALE: NTS




8 CRACK REPAIR @ POOL SHELL (TYP. IF NEEDED)

SCALE: 1"=1' 0"




9 RUST PATCH @ POOL SHELL

SCALE: 1/2"=1' 0"



**ARCH • PAC**  
AQUATICS  
1341 DISTRIBUTION WAY, SUITE 11  
VISTA - CA 92081  
PH: 760-734-1600



CLIENT: CHABOT-LAS POSITAS COMMUNITY COLLEGE DISTRICT  
ADDRESS: 7600 DUBLIN BLVD., DUBLIN, CA 94568  
CONTACT: THOMAS VALDEZ 510-301-4024

NO.	DATE	REVISION

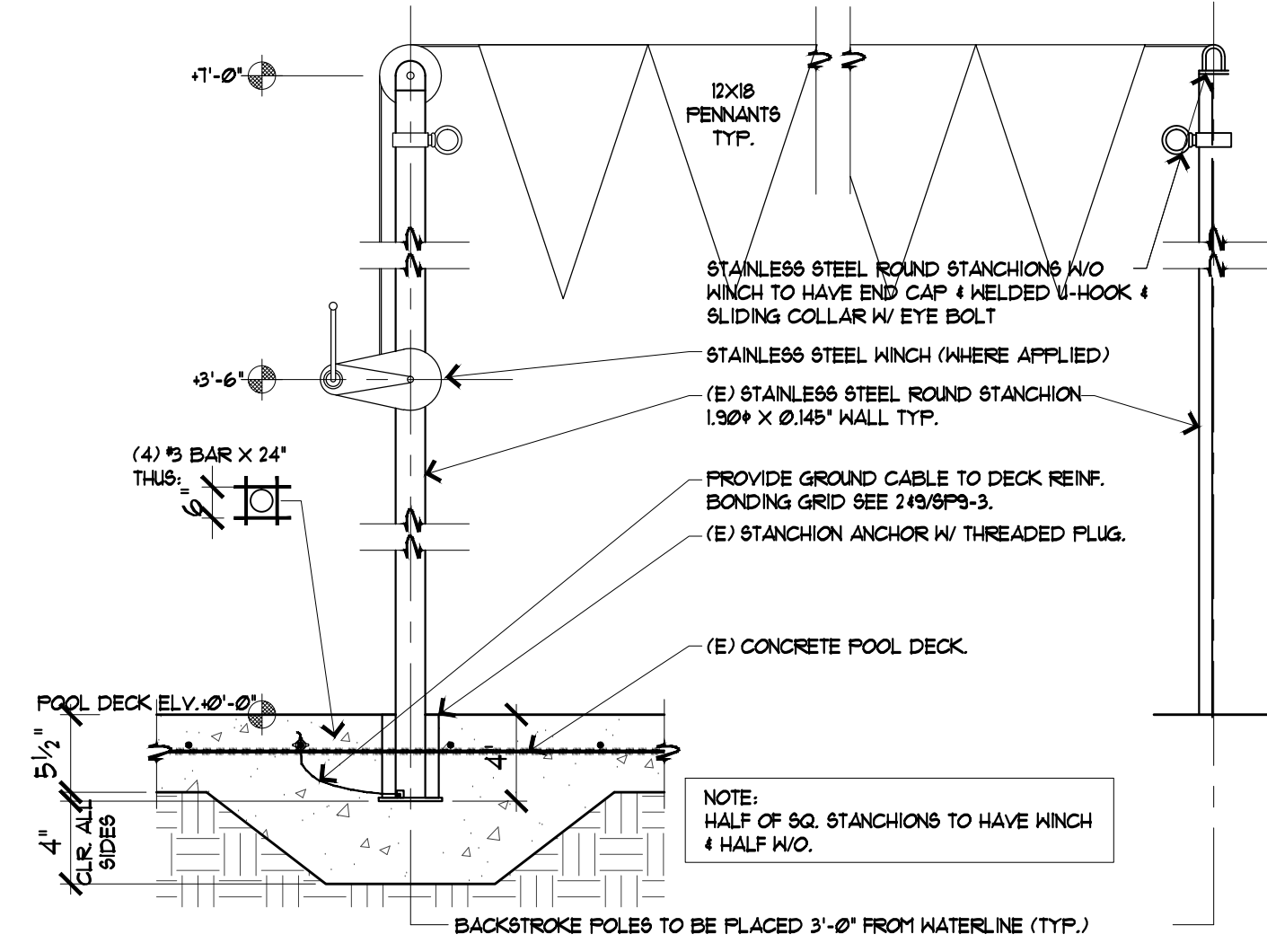
DRAWING TITLE: POOL DETAILS  
JOB TITLE: CHABOT COLLEGE POOL RENOVATION  
JOB ADDRESS: 25555 HESPERIAN BLVD., HAYWARD, CA 94545

DATE: 4SEP2013  
SCALE: AS NOTED  
DRAWN BY: RH

DRAWING NO.: SP9-2

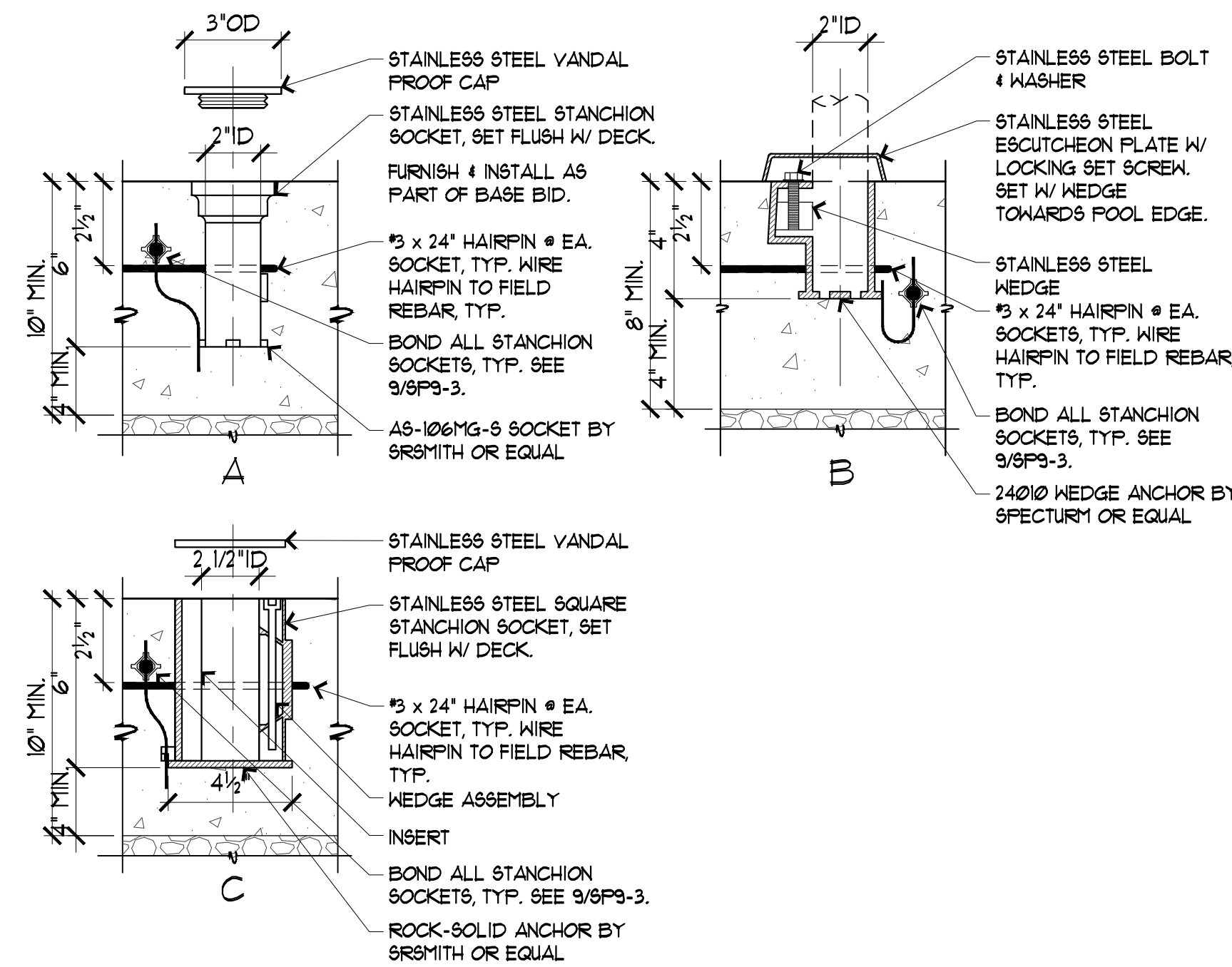


These drawings & specifications are the property & copyright of the ARCHITECT and shall not be used on any other work except by written agreement with the ARCHITECT. Written dimension takes precedence over scale & shall be verified on job site. Any discrepancy shall be brought to the attention of the ARCHITECT prior to the commencement of any work.



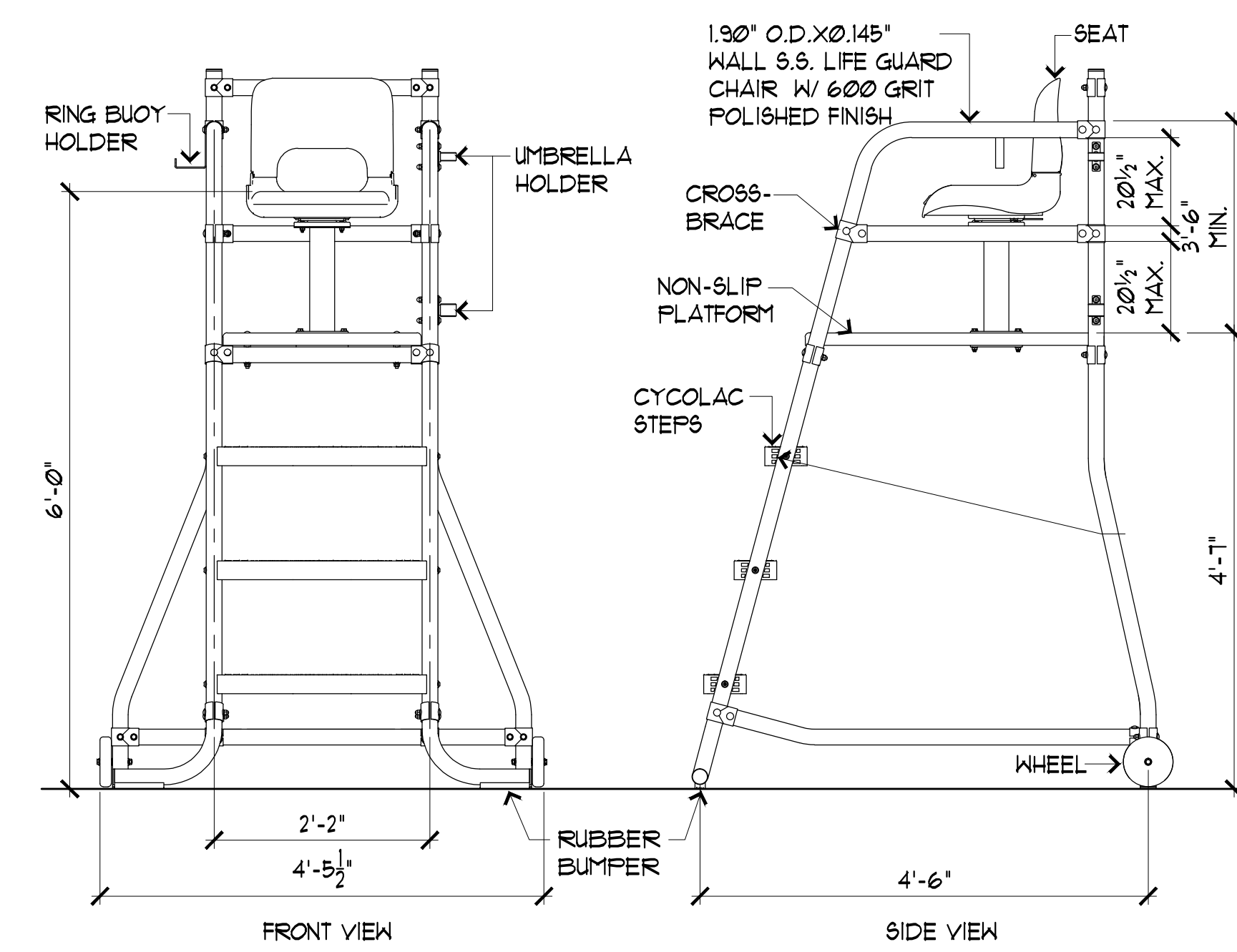
1 EXISTING BACKSTROKE STANCHION & ANCHOR

SCALE: 1/8"=1' 0"



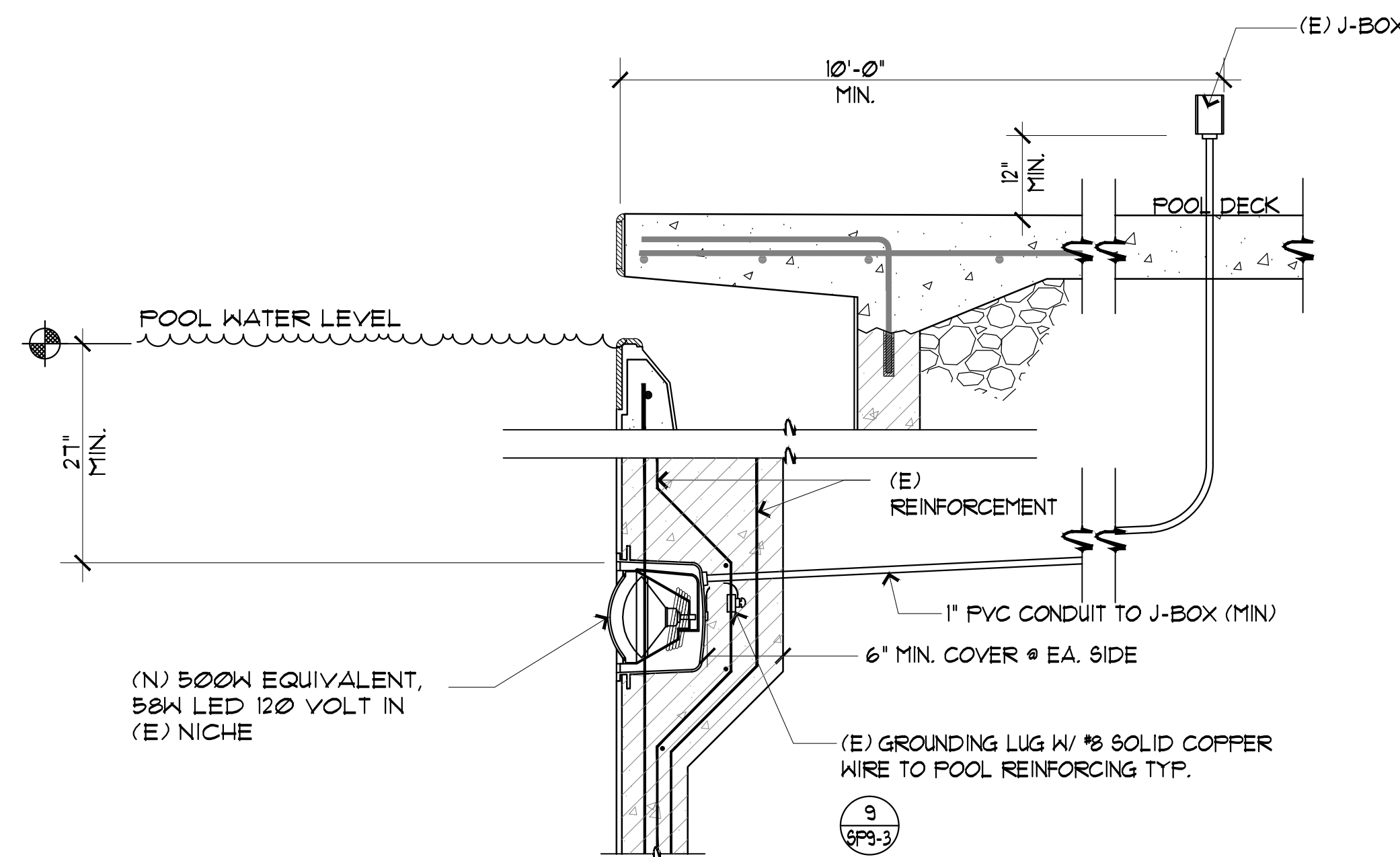
2 WEDGE ANCHOR AND STANCHION SOCKET

SCALE: 3/4"=1' 0"



3 EXISTING LIFEGUARD CHAIR

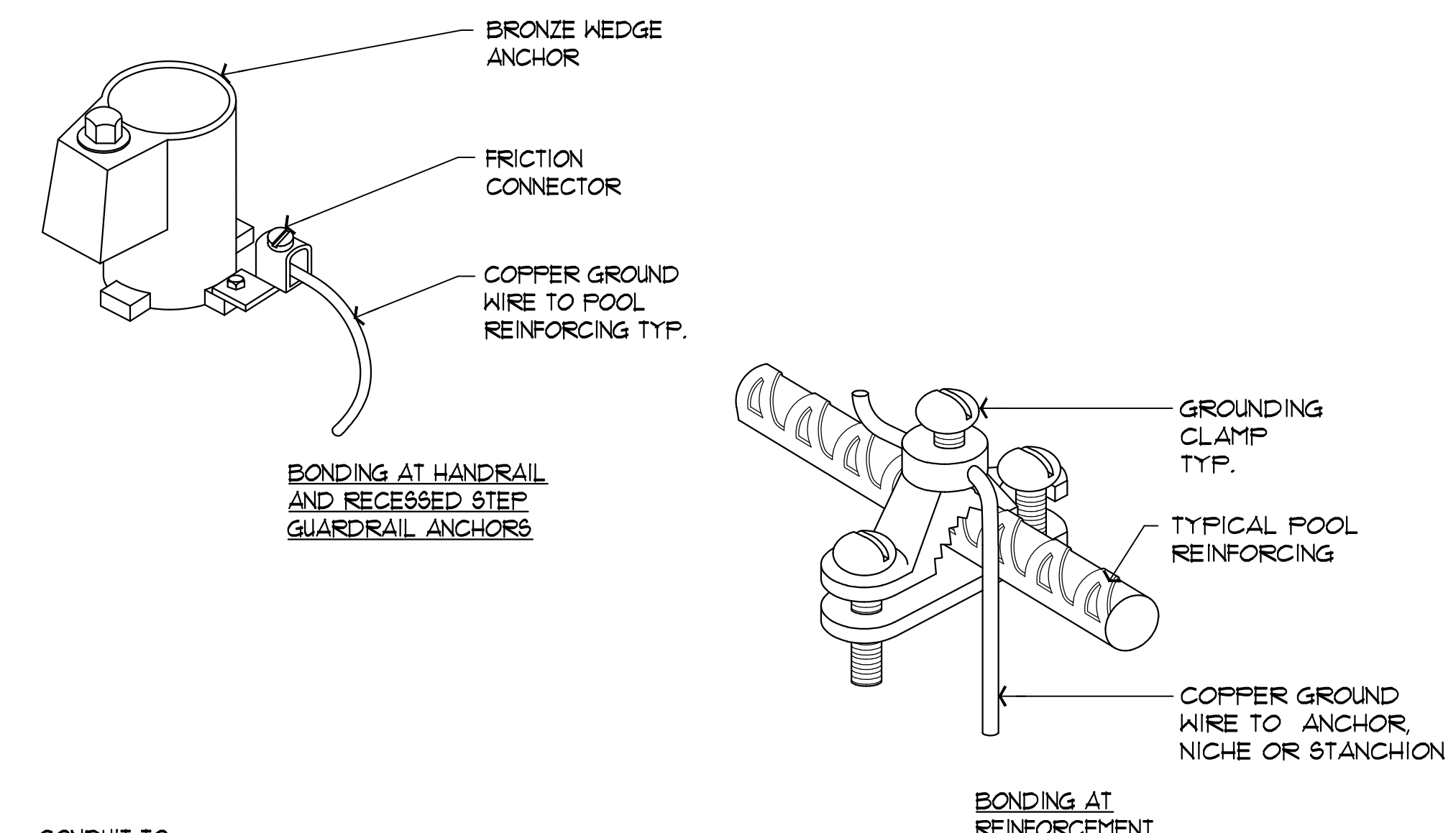
SCALE: 3/4"=1' 0"



4 UNDERWATER LIGHT

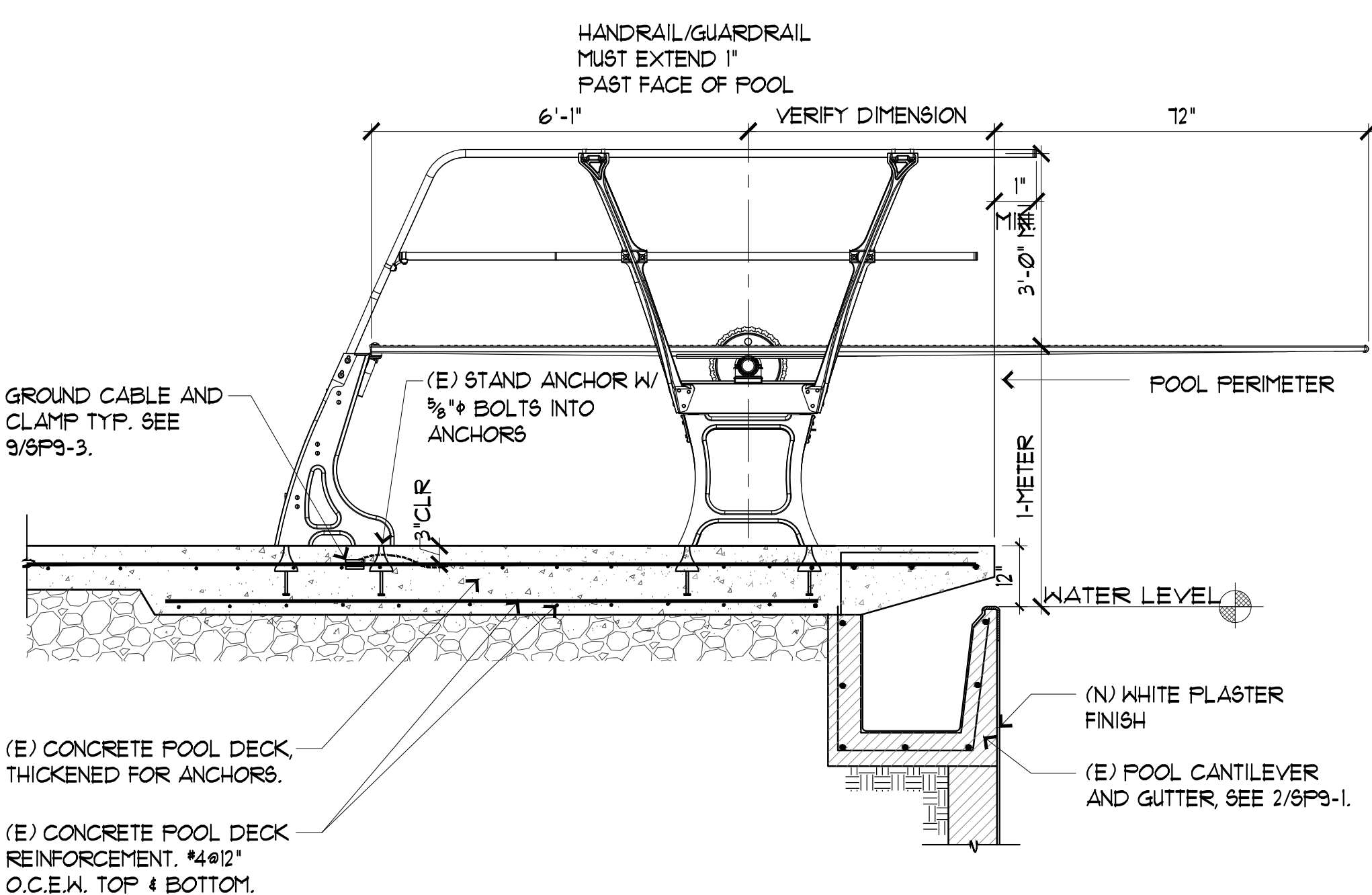
SCALE: NONE

- DETAIL NOTES:
- ALL CONDUITS IN POOL LIGHTING SYSTEM TO BE A MINIMUM OF 1/2"
  - CONDUCTORS TO POOL GFI, J-BOXES SHALL BE MINIMUM 2-#10 1/2" SOLID UNBROKEN TO MAIN PANEL ISOLATED GROUND BUS. THIS BUS IS TO BE CONNECTED WITH SOLID INSULATED #8 COPPER WIRE TO UFER & COLDWATER GROUNDING LUG ON GROUNDING BUS.
  - CONDUITS WHERE ALLOWED BY CODE SHALL BE P.V.C. (POLYVINYL CHLORIDE) FROM WET NICHES TO BRASS J-BOXES TO LIGHTING PANEL. ALL CONDUITS IN FREE AIR SPACE AND ALL RISERS SHALL BE GALVANIZED TYPICAL.
  - EXISTING BRASS J-BOXES SHALL BE USED.
  - WIRE PULLS SHALL BE PLACED IN ALL CONDUITS PRIOR TO CONCRETE PLACEMENT.
  - LOCAL, COUNTY OR CITY CODES SHALL BE ADHERED TO, SEE N.E.C. SECTION 680
  - PROVIDE PULL BOXES FOR RUNS IN EXCESS OF 100 FT. OR AS CONDITIONS REQUIRE (CHANGES IN GRADE OR DIRECTION)
  - CONDUITS WILL NOT BE ALLOWED TO BE ENCASED IN CONC. DECKS. THEY MUST BE BURIED 10" MIN. BELOW BOTTOM OF CONC. DECK.
  - NO MORE THAN 2 UNDERWATER LIGHTS PER J-BOX.



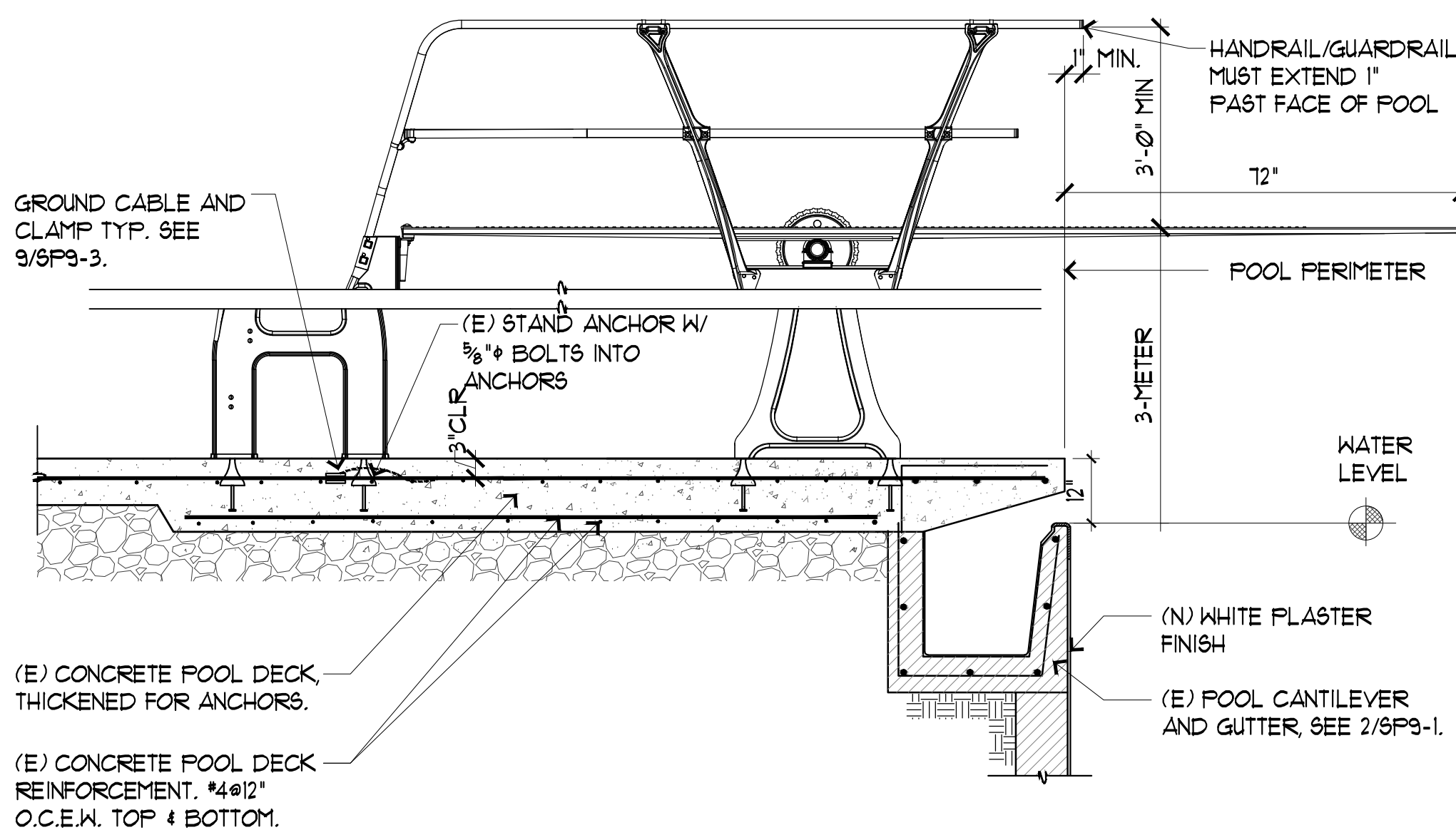
9 GROUNDING DETAILS TYPICAL

SCALE: 1/2"=1' 0"




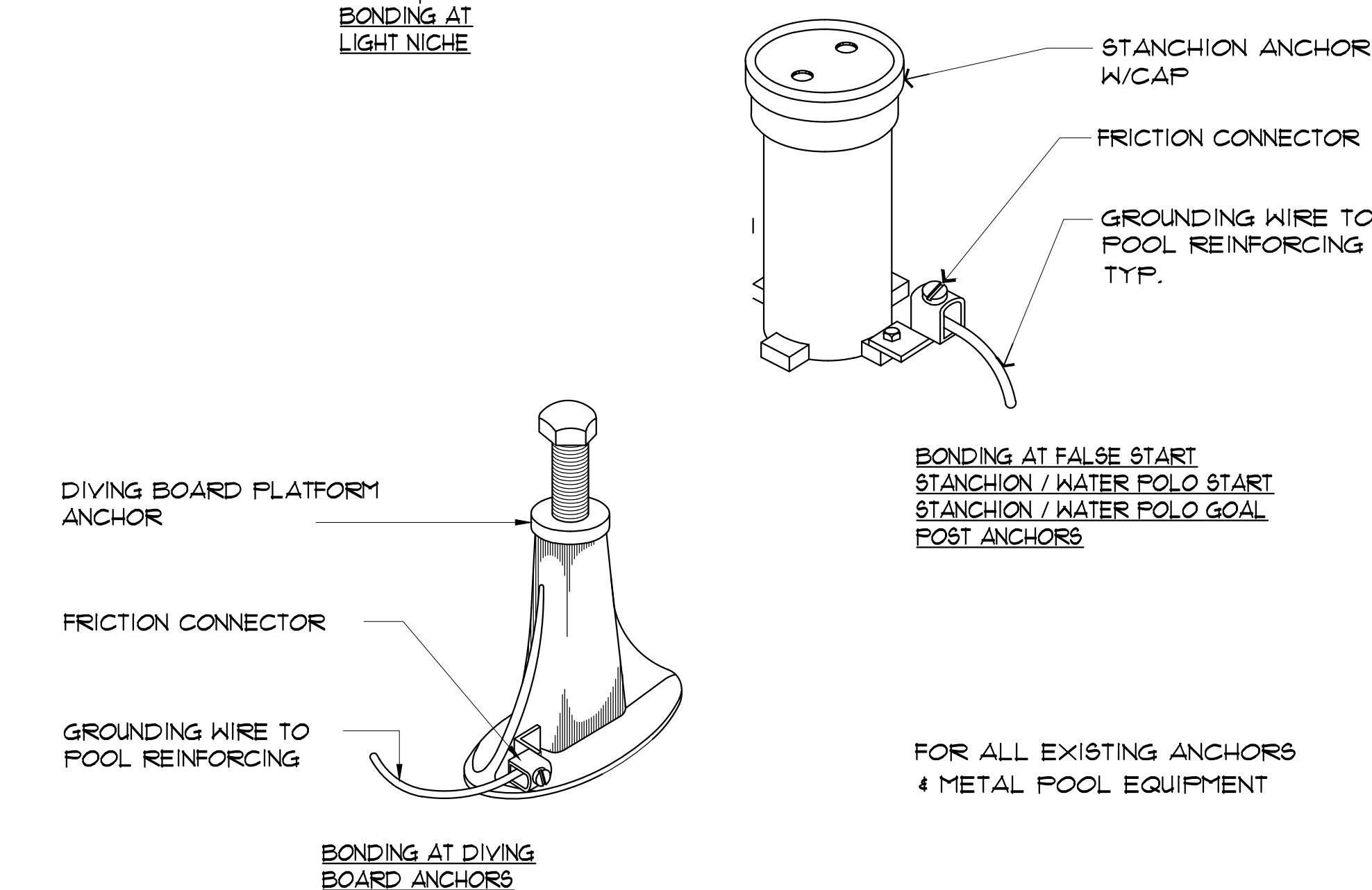
7 EXISTING 1-METER DIVING BOARD

SCALE: 1/2"=1' 0"




8 EXISTING 3-METER DIVING BOARD

SCALE: 1/2"=1' 0"

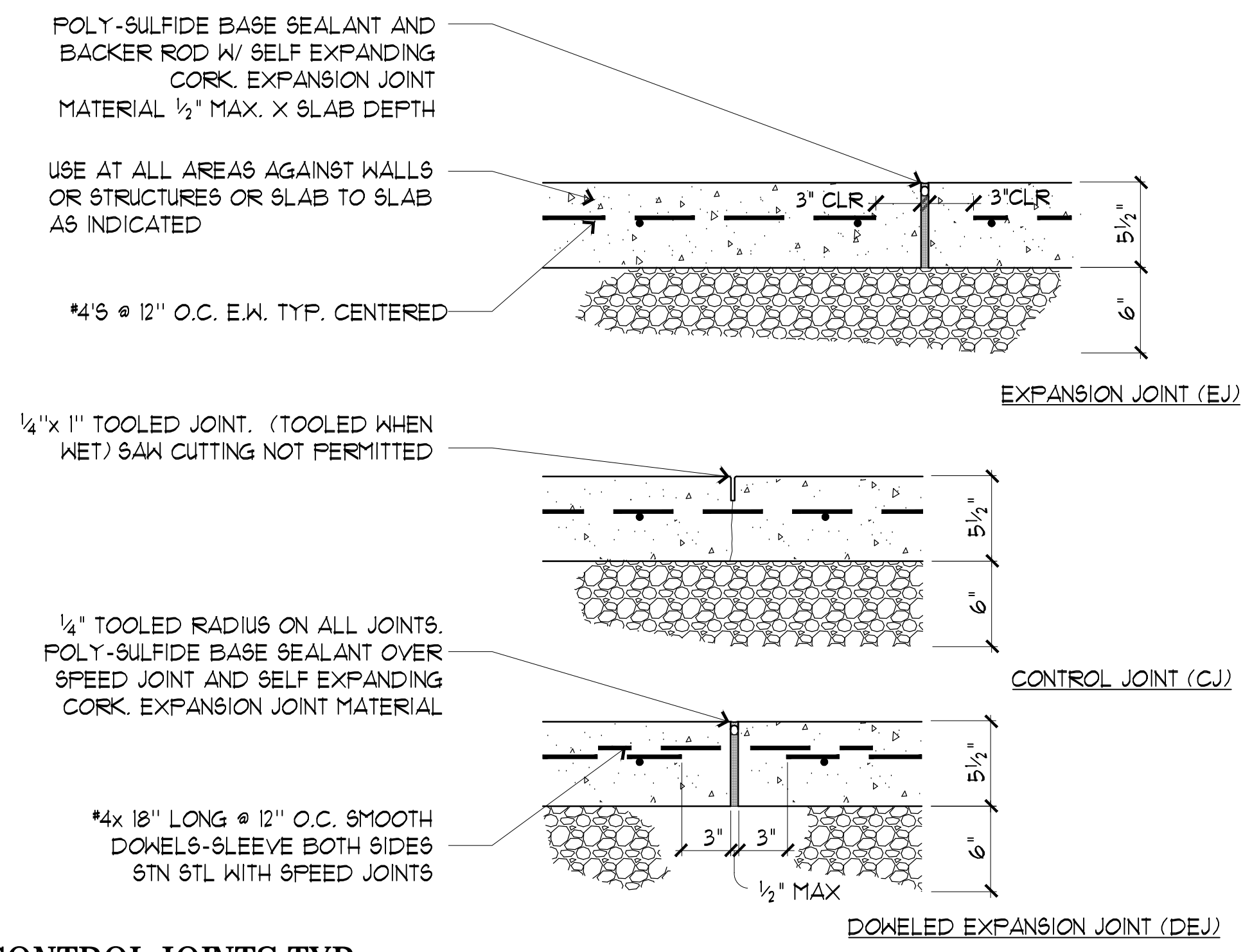


**ARCH-PAC**  
AQUATICS  
1341 DISTRIBUTION WAY, SUITE 11  
VISTA - CA 92081  
PH: 760-734-1600

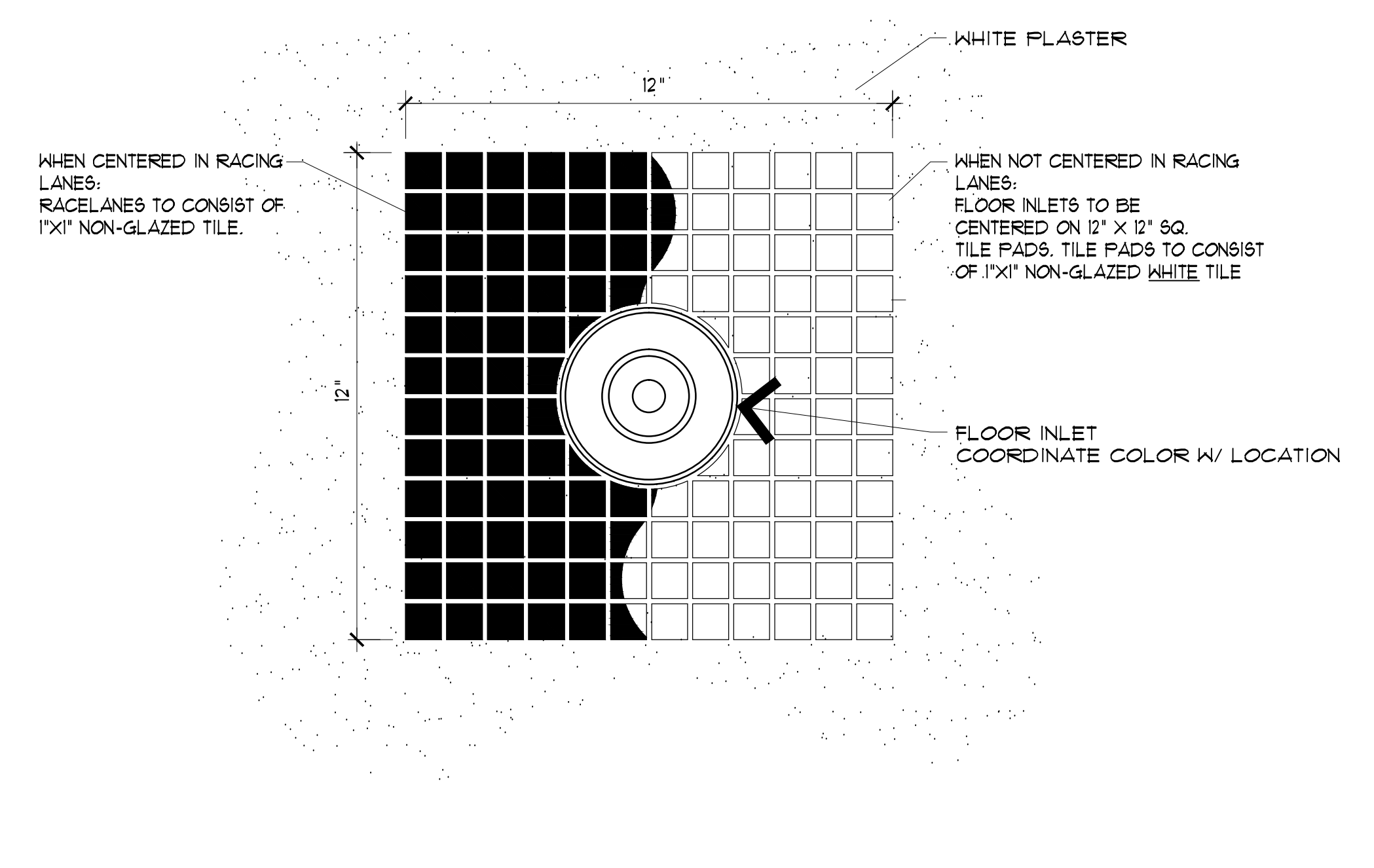


CLIENT:	CHABOT-LAS POSITAS COMMUNITY COLLEGE DISTRICT
ADDRESS:	7600 DUBLIN BLVD, DUBLIN, CA 94568
CONTACT:	THOMAS VALDEZ 510-301-4024
NO.	SP9-3
DATE:	4SEP2013
DRAWING TITLE:	POOL DETAILS
JOB TITLE:	CHABOT COLLEGE POOL RENOVATION
JOB ADDRESS:	25555 HESPERIAN BLVD, HAYWARD, CA 94545
SCALE:	AS NOTED
DRAWN BY:	RH
DRAWING NO.:	SP9-3

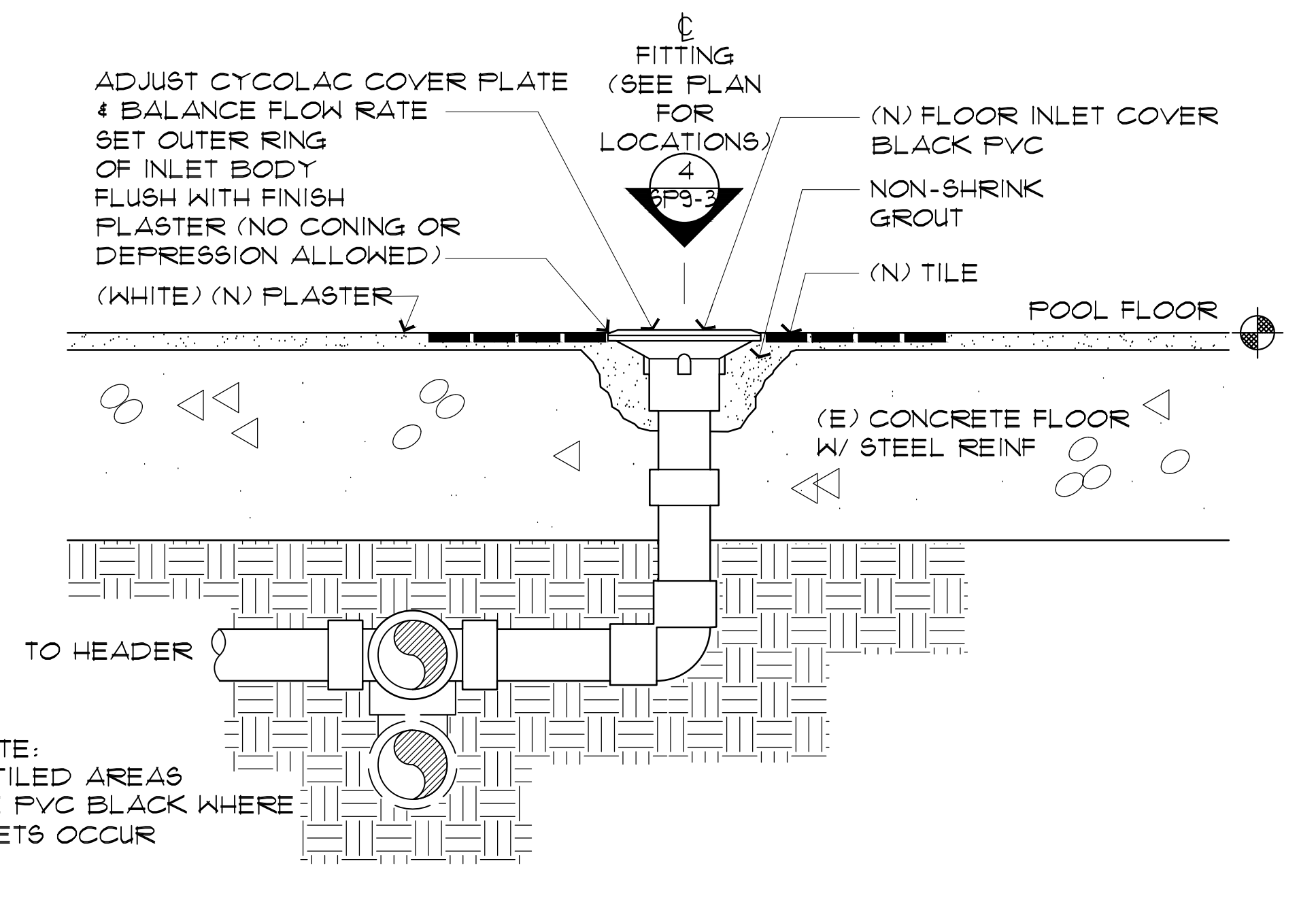
NOTES:  
SEE SITE PLAN FOR LOCATIONS SP1-2.



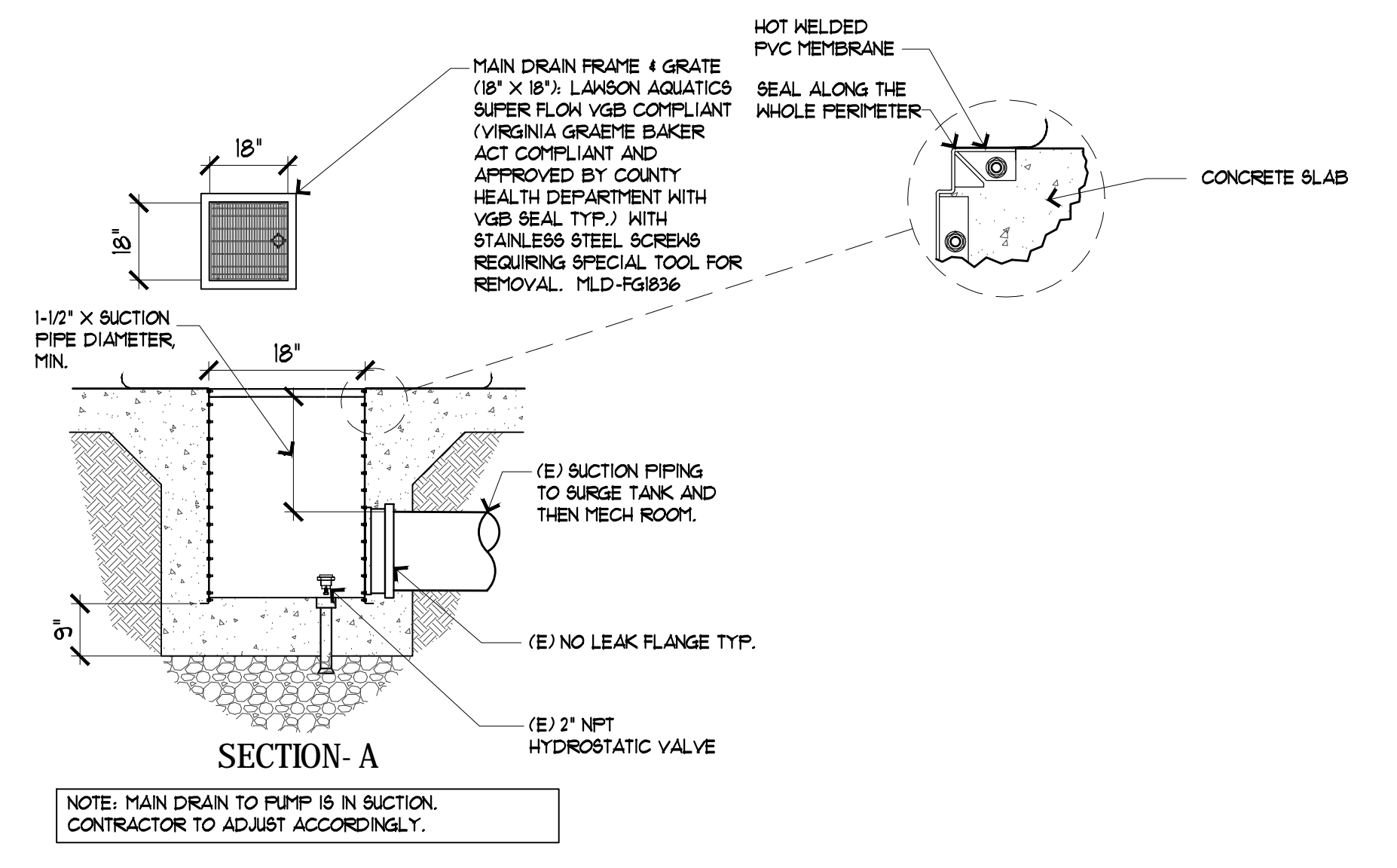
1 CONTROL JOINTS TYP. SCALE: 1/2"=1' 0"



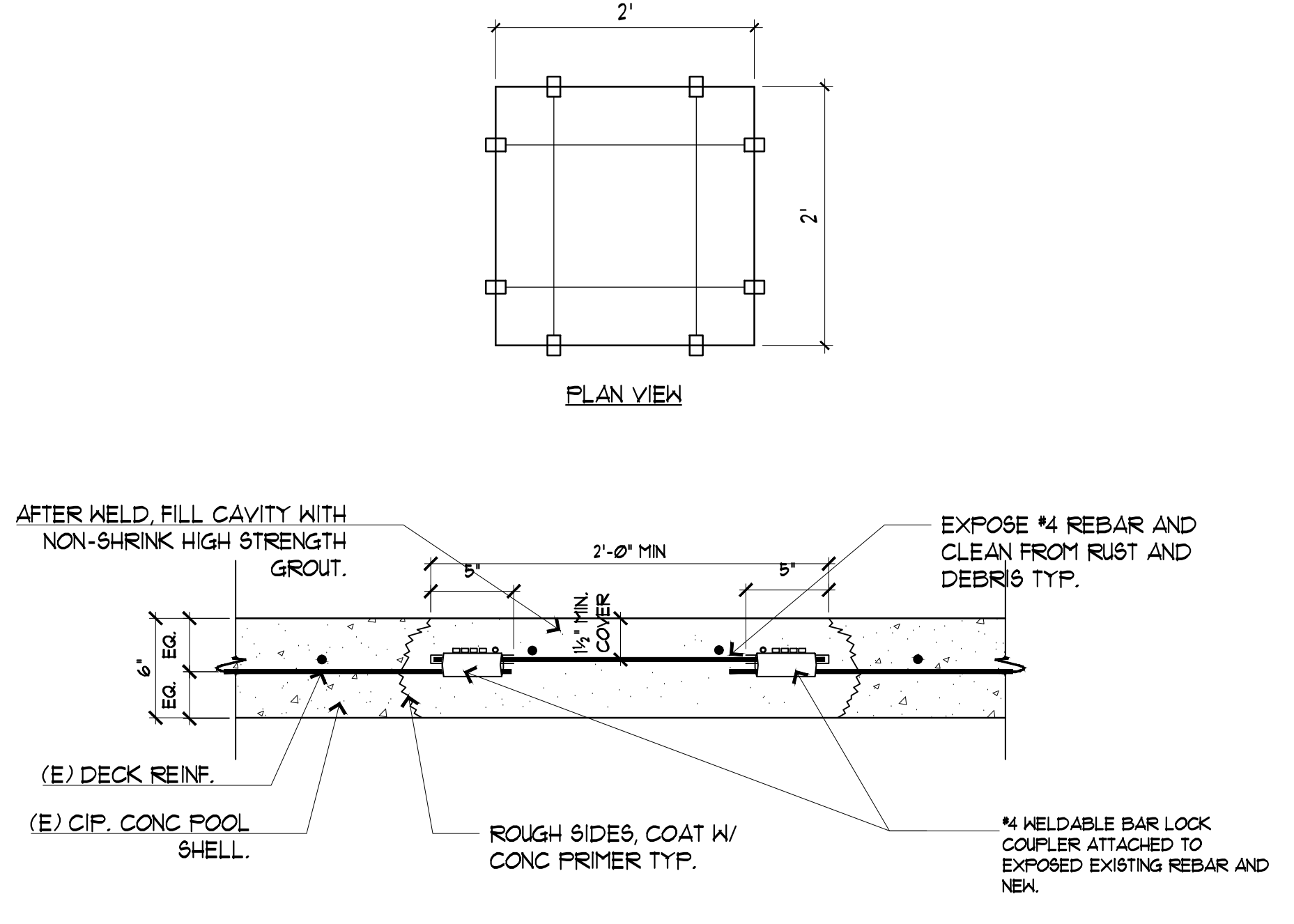
2 FLOOR INLET/PLAN VIEW SCALE: 4"=1' 0"



3 EXISTING FLOOR INLET (SECTION VIEW) SCALE: 5"=1' 0"



4 EXISTING MAIN DRAIN SCALE: 1/2"=1' 0"




5 CONCRETE DECK REPAIR DETAIL SCALE: 4"=1' 0"

6 NOT USED SCALE: NTS


7 NOT USED SCALE: NTS

8 NOT USED SCALE: NTS

9 NOT USED SCALE: NTS

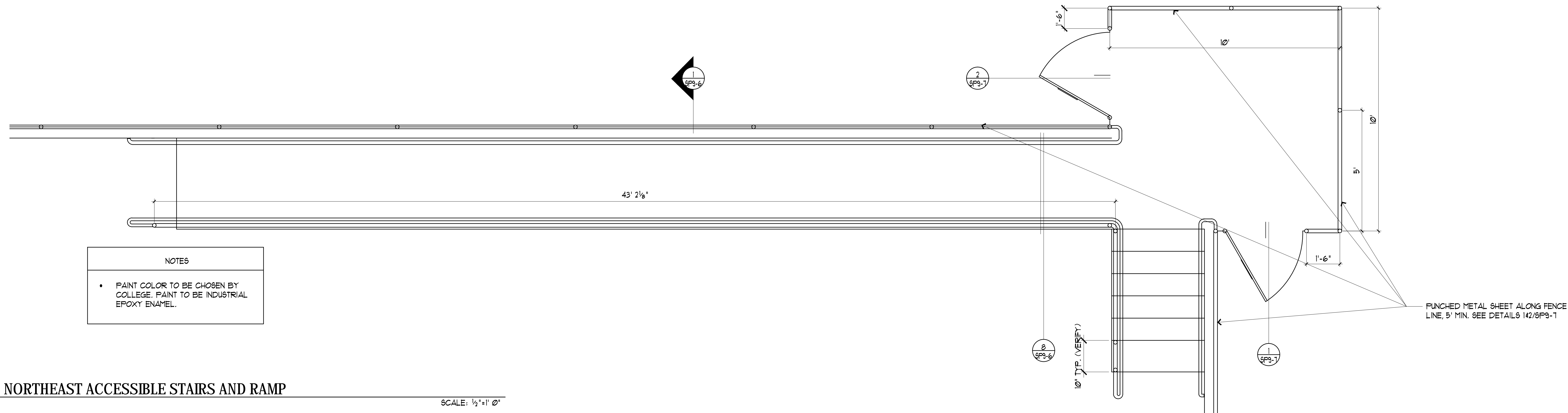


**ARCH-PAC**  
AQUATICS  
1341 Distribution Way, Suite 11  
Vista - CA 92081  
PH: 760-734-1600



CLIENT:	CHABOT-LAS POSITAS COMMUNITY COLLEGE DISTRICT
ADDRESS:	7600 DUBLIN BLVD, DUBLIN, CA 94568
CONTACT:	THOMAS VALDEZ 510-301-4024
REVISION:	
DATE:	
NO.:	1 2 3 4 5
DRAWING TITLE:	POOL DETAILS
JOB TITLE:	CHABOT COLLEGE POOL RENOVATION
JOB ADDRESS:	25555 HESPERIAN BLVD, HAYWARD, CA 94545
DATE:	4SEP2013
SCALE:	AS NOTED
DRAWN BY:	RH
DRAWING NO.:	SP9-4

These drawings & specifications are the property & copyright of the ARCHITECT and shall not be used on any other work except by written agreement with the ARCHITECT. Written dimension takes precedence over scale & shall be verified on job site. Any discrepancy shall be brought to the attention of the ARCHITECT prior to the commencement of any work.

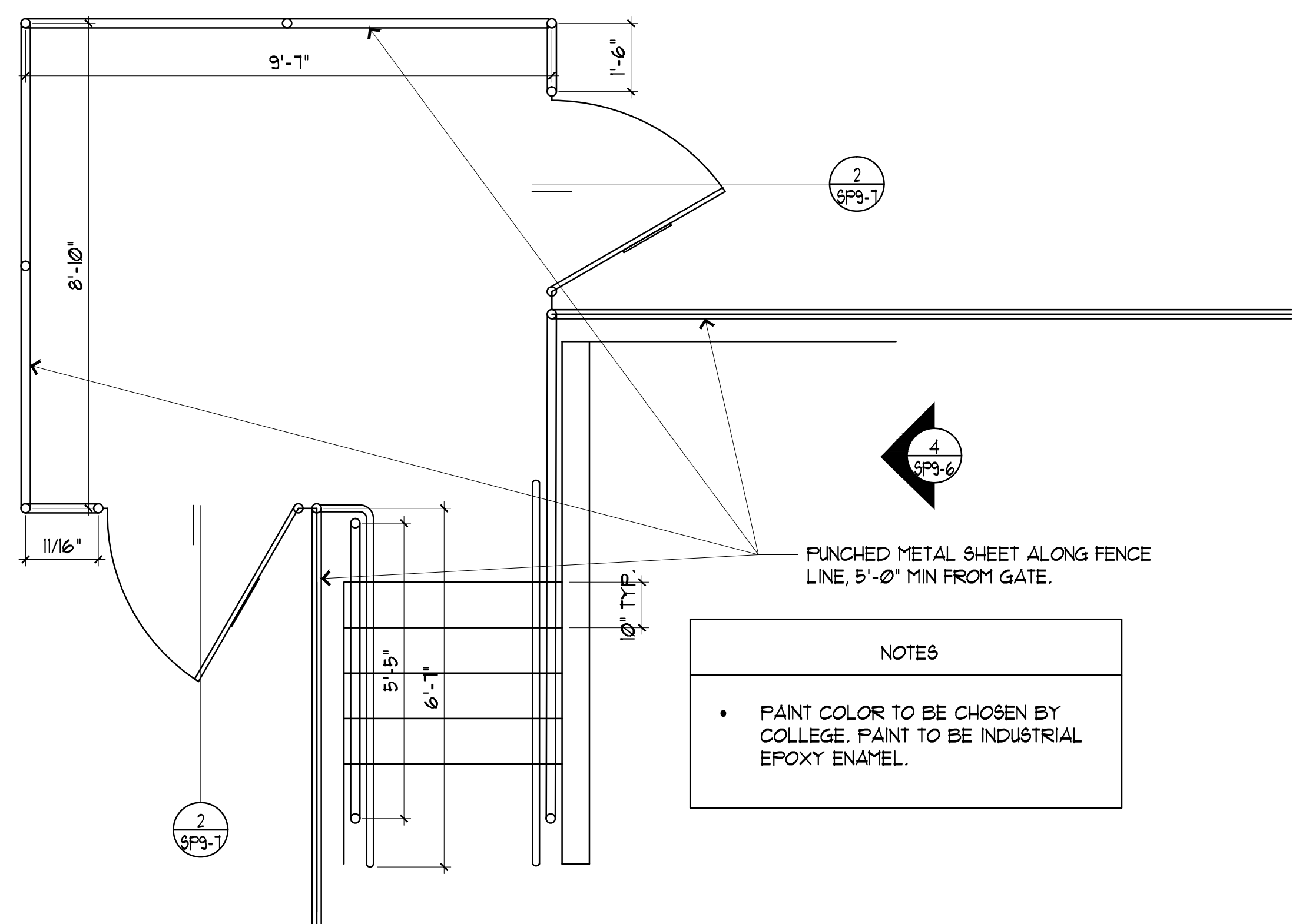


**NOTES**

- PAINT COLOR TO BE CHOSEN BY COLLEGE. PAINT TO BE INDUSTRIAL EPOXY ENAMEL.

**1** NORTHEAST ACCESSIBLE STAIRS AND RAMP

SCALE: 1/2"=1' 0"

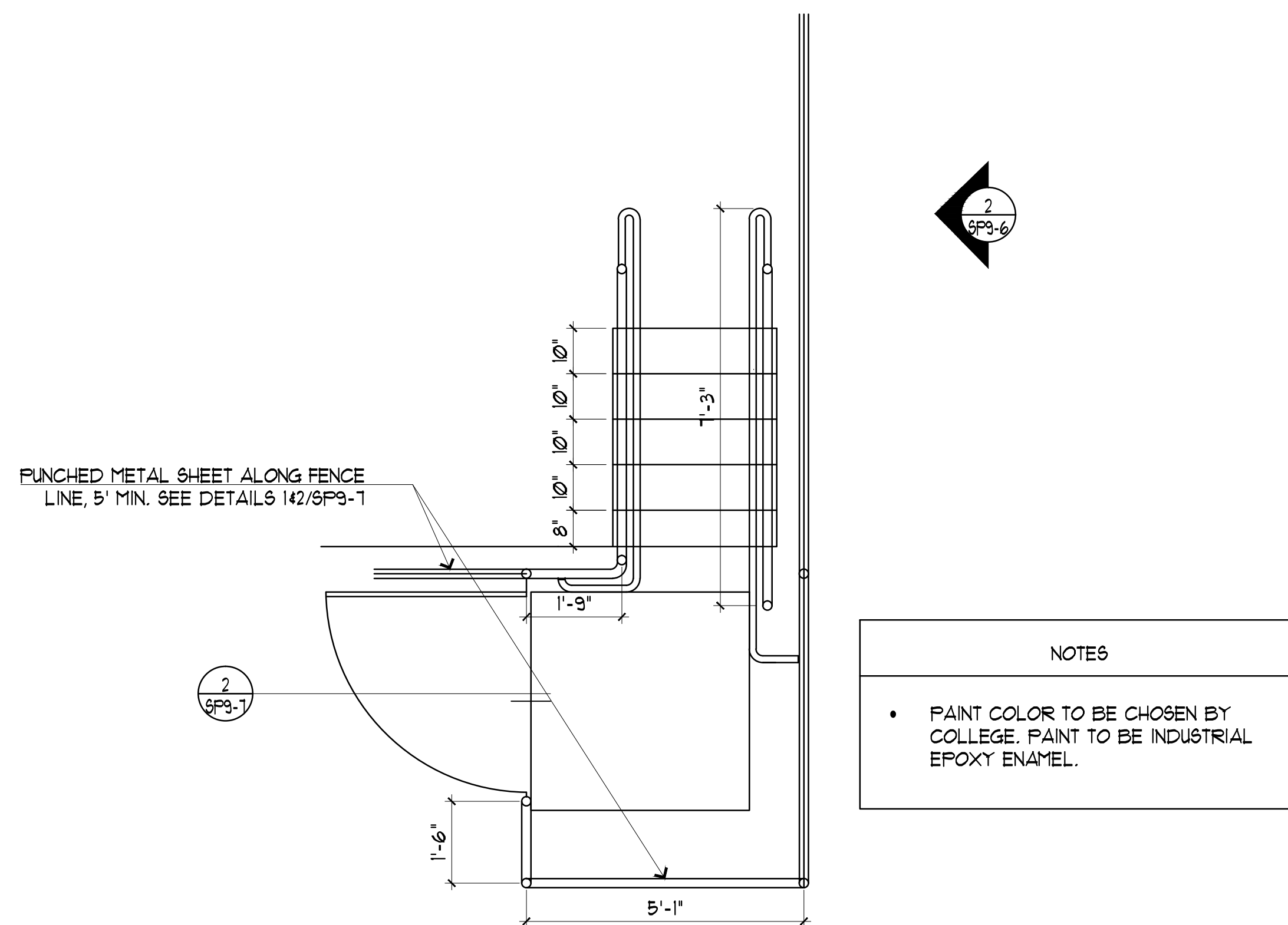


**NOTES**

- PAINT COLOR TO BE CHOSEN BY COLLEGE. PAINT TO BE INDUSTRIAL EPOXY ENAMEL.

**4** NORTHWEST CORNER STAIRS, GATE, & FENCE

SCALE: 1/2"=1' 0"

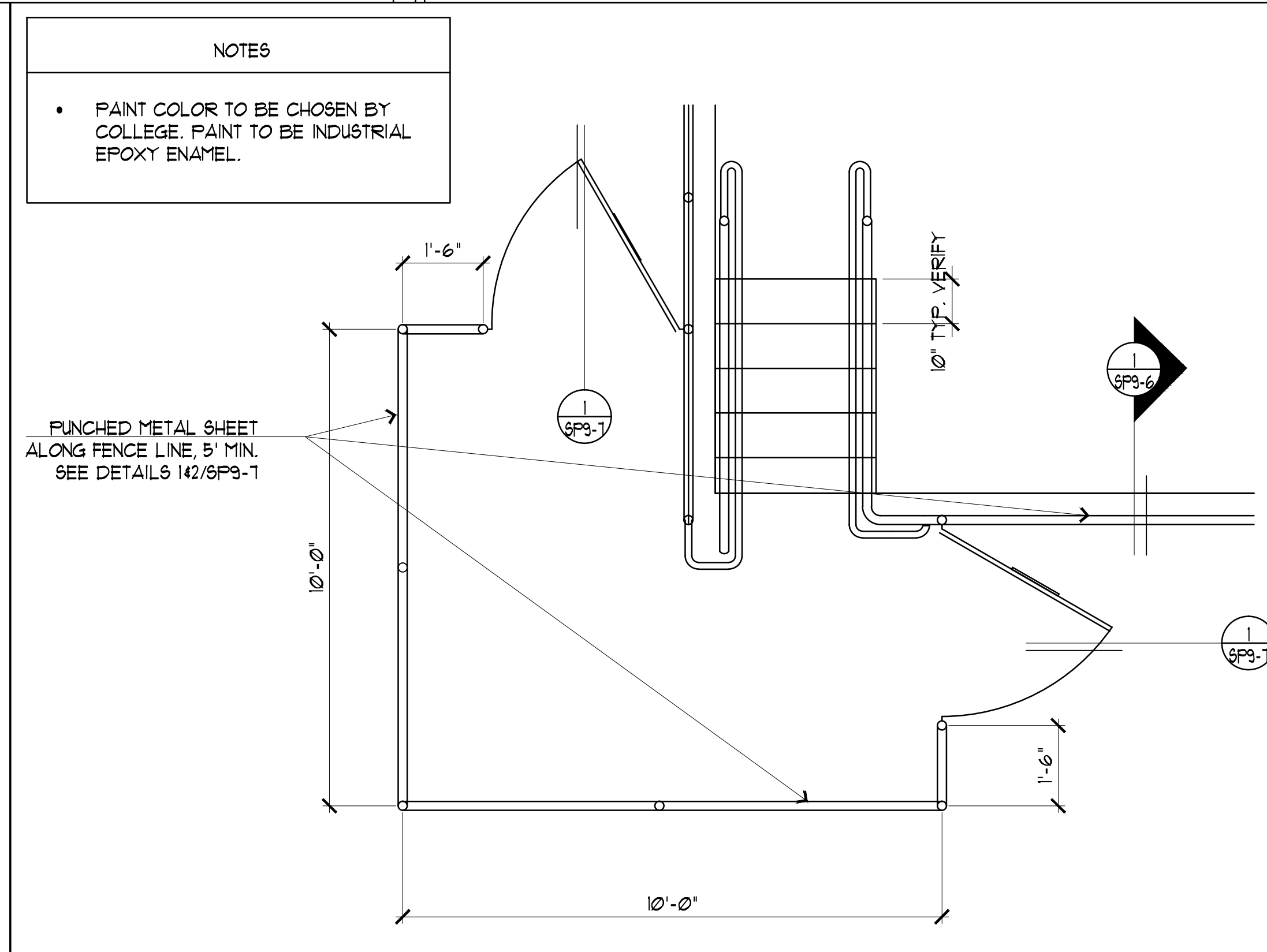


**NOTES**

- PAINT COLOR TO BE CHOSEN BY COLLEGE. PAINT TO BE INDUSTRIAL EPOXY ENAMEL.

**5** SOUTHEAST STAIRS, GATE, & FENCE

SCALE: 1/2"=1' 0"

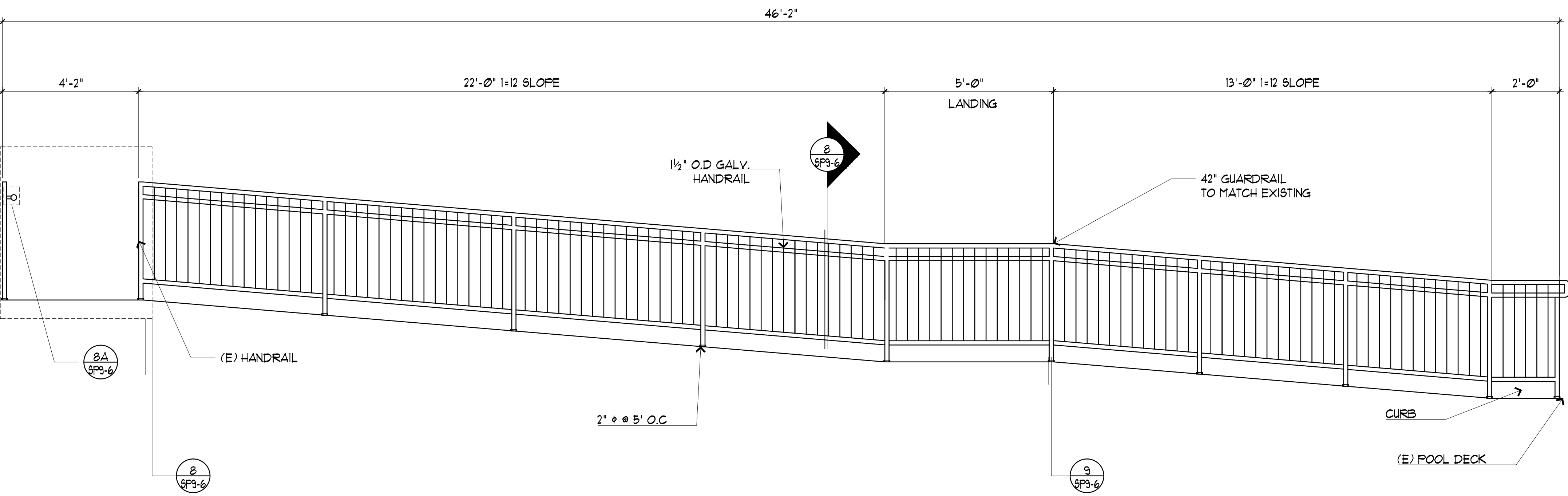


**NOTES**

- PAINT COLOR TO BE CHOSEN BY COLLEGE. PAINT TO BE INDUSTRIAL EPOXY ENAMEL.

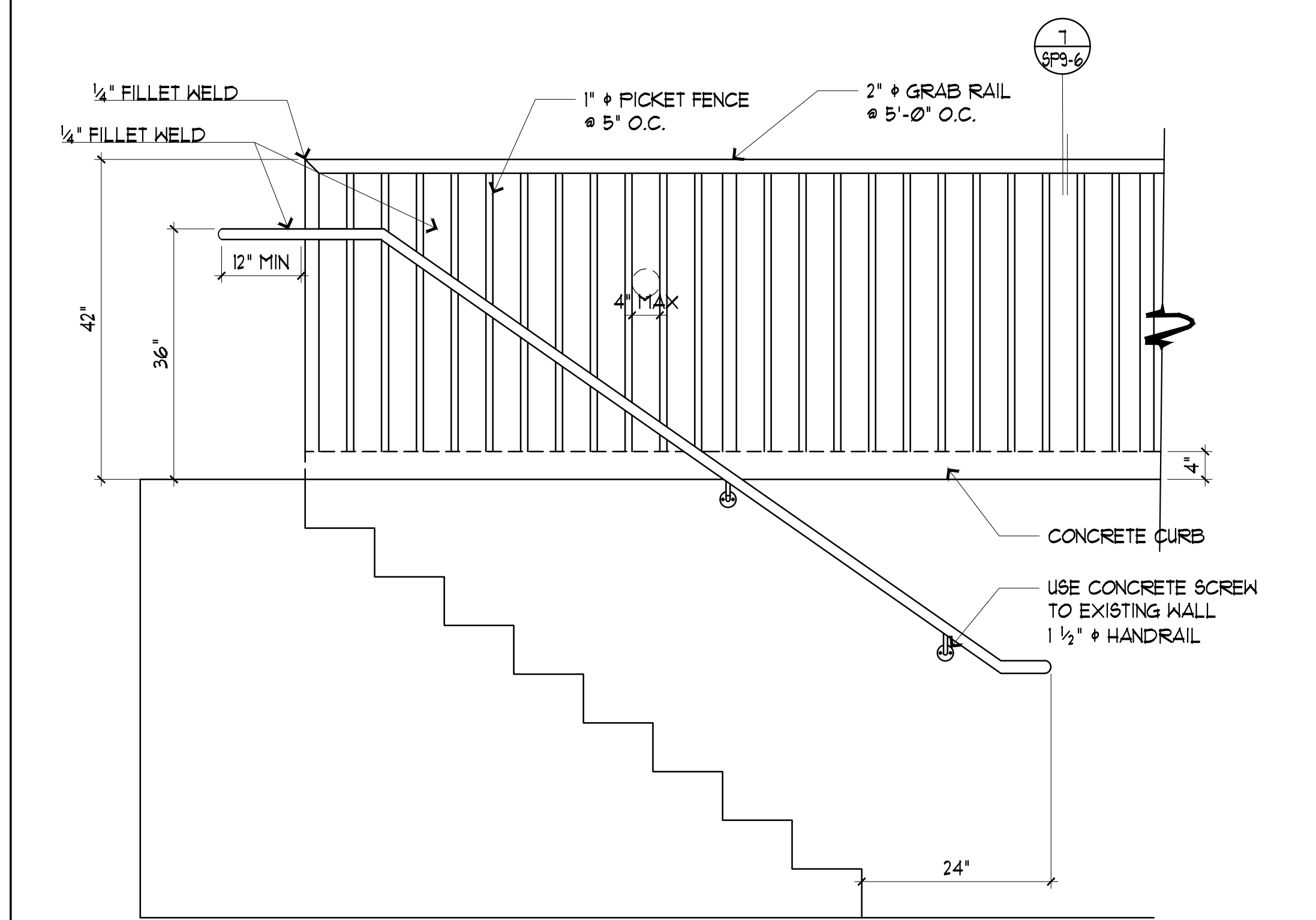
**6** SOUTHWEST STAIRS W/ EXTENDED LANDING AND GATE

SCALE: 1/2"=1' 0"



**7** EXISTING ACCESSIBLE RAMP ELEVATION


SCALE: 1/2"=1' 0"




**9** EXISTING STAIRS TO UNDERGROUND OFFICE

SCALE: 3/4"=1' 0"

IDENTIFICATION STAMP  
 DIV. OF THE STATE ARCHITECT  
 APP. ####### INC. #  
 REVIEWED FOR  
 SS  FLS  ACS   
 DATE: \_\_\_\_\_




**ARCH-PAC**  
 AQUATICS  
 1341 DISTRIBUTION WAY, SUITE 11  
 VISTA - CA 92081  
 PH: 760-734-1600



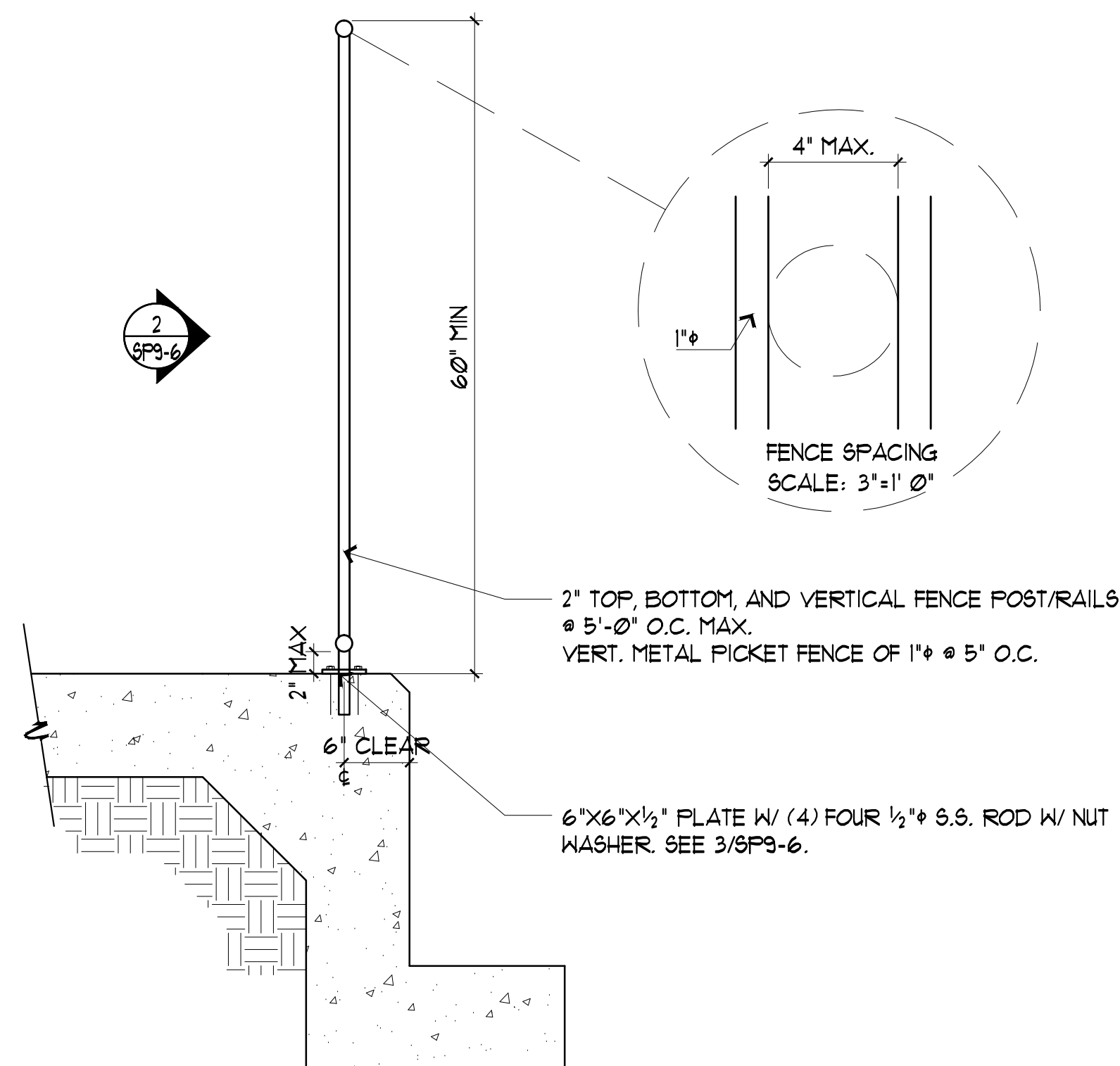

CLIENT:	CHABOT-LAS POSITAS COMMUNITY COLLEGE DISTRICT
ADDRESS:	7600 DUBLIN BLVD, DUBLIN, CA 94568
CONTACT:	THOMAS VALDEZ 510-301-4024
REVISION:	
DATE:	
NO.:	1 2 3 4 5 6 7 8 9 10
DRAWING TITLE:	FENCE DETAILS
JOB TITLE:	CHABOT COLLEGE POOL RENOVATION
JOB ADDRESS:	25555 HESPERIAN BLVD, HAYWARD, CA 94545
DATE:	4SEP2019
SCALE:	AS NOTED
DRAWN BY:	RH
DRAWING NO.:	<b>SP9-5</b>

These drawings & specifications are the property & copyrights of the ARCHITECT and shall not be used on any other work, except by written agreement with the ARCHITECT. Written dimension takes precedence over scale & shall be verified on job site. Any discrepancy shall be brought to the attention of the ARCHITECT prior to the commencement of any work.

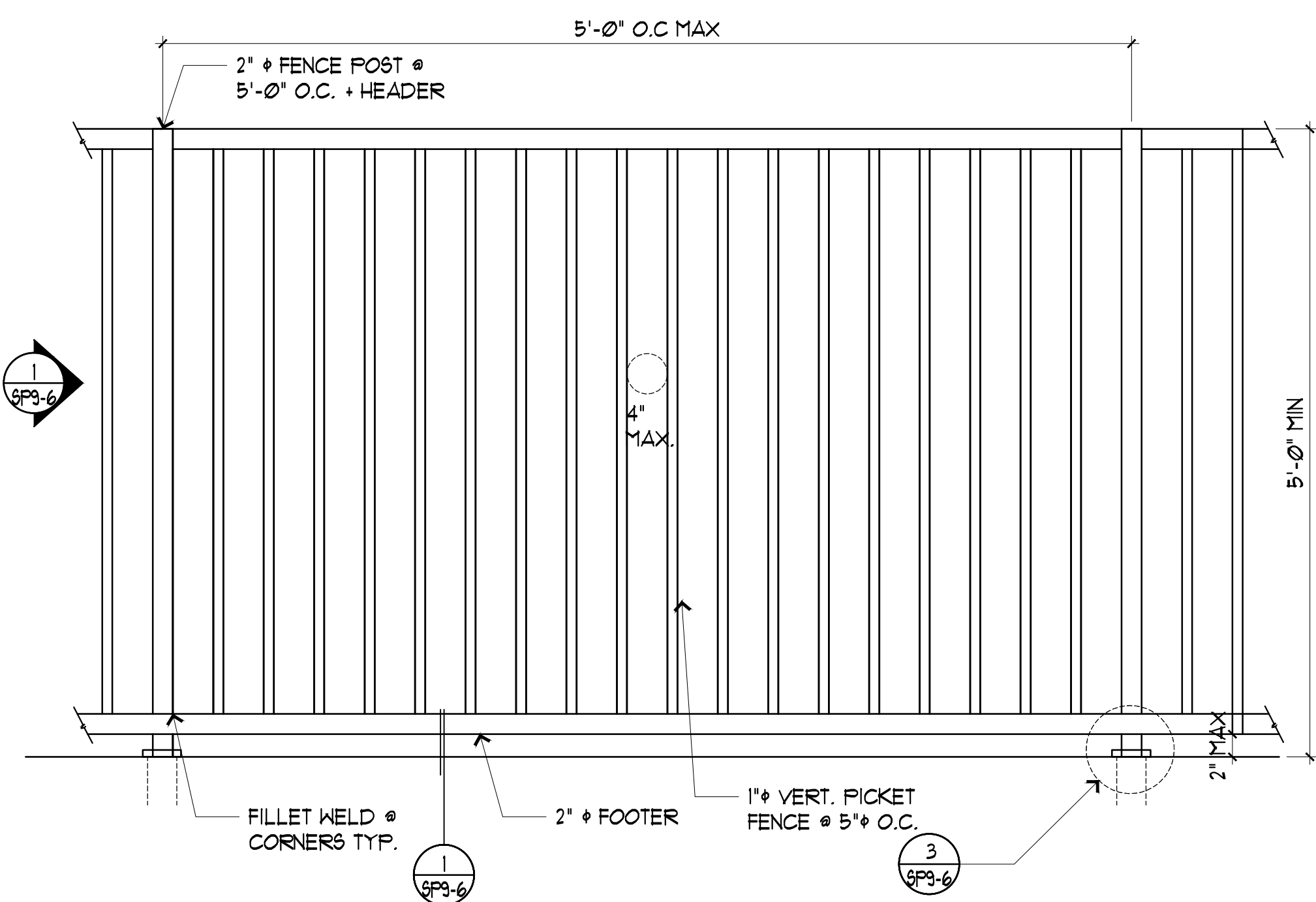
IDENTIFICATION STAMP  
 DIV. OF THE STATE ARCHITECT  
 APP. ##### INC. #  
 REVIEWED FOR  
 SS  FLS  ACS   
 DATE: \_\_\_\_\_



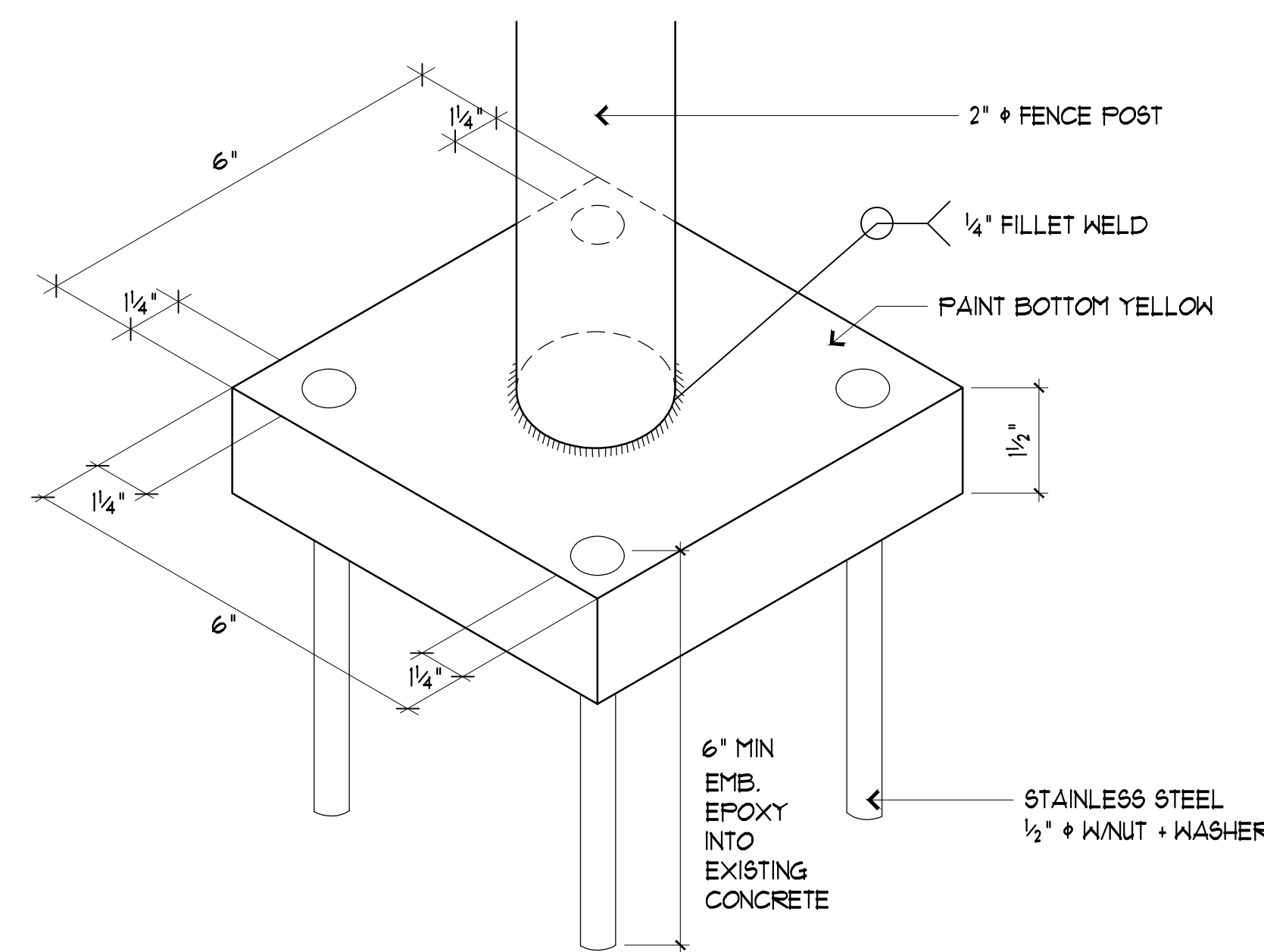
**ARCH-PAC**  
 AQUATICS  
 1341 DISTRIBUTION WAY, SUITE 11  
 VISTA - CA 92081  
 PH: 760-734-1600



1 FENCE RAIL 60"  
 SCALE: 1"=1' 0"

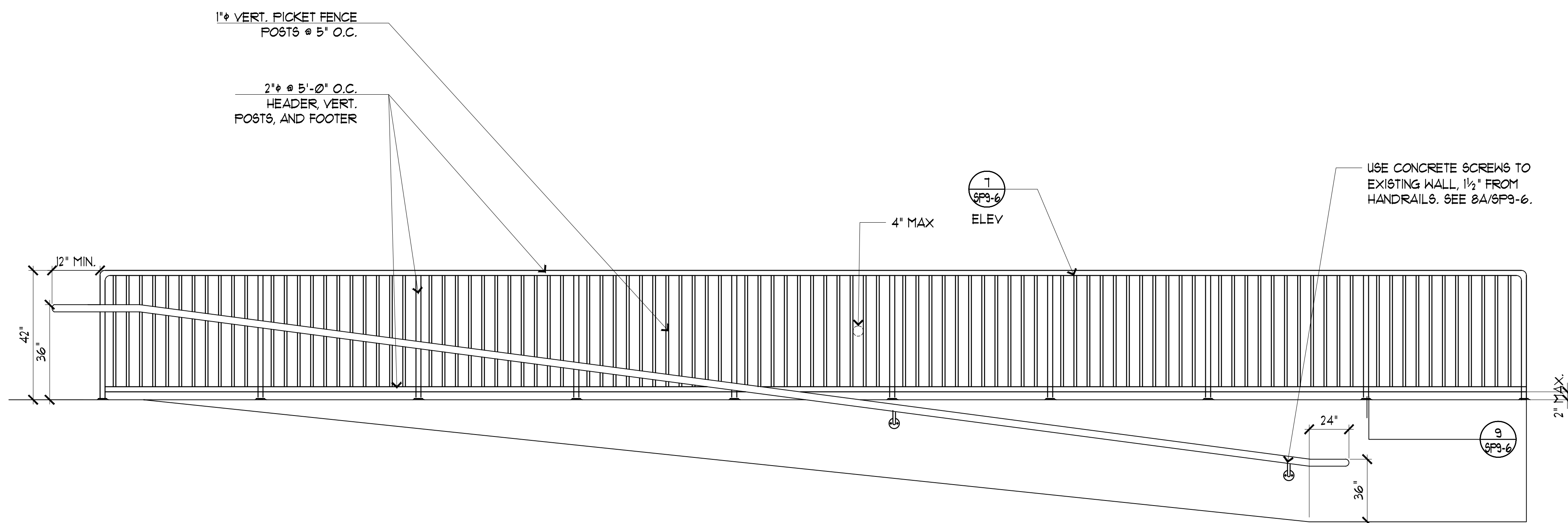


2 60" FENCE CONTINUOUS  
 SCALE: 1"=1' 0"

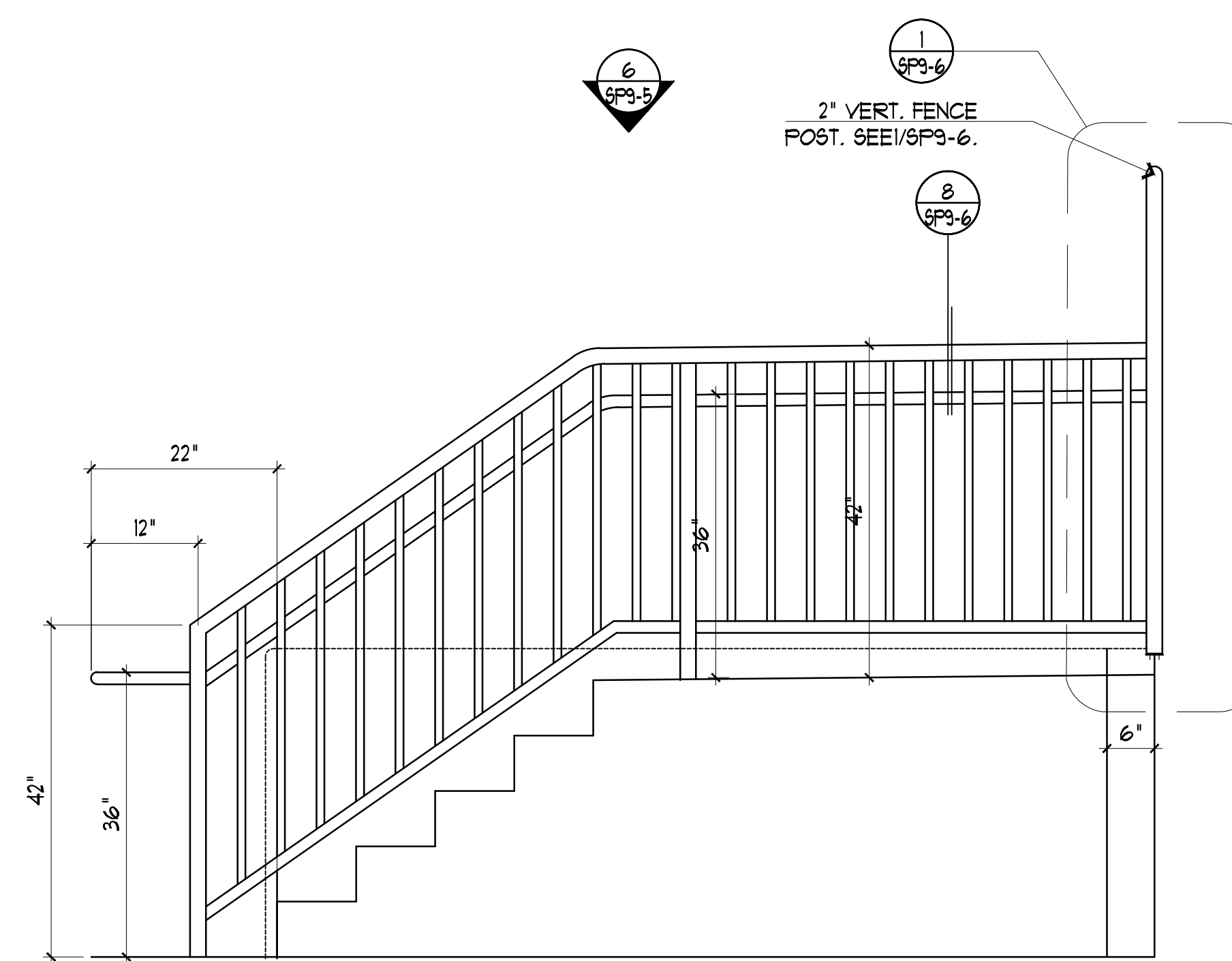


3 FENCE POST PLATE + ANCHOR/BOLTS  
 SCALE: 6"=1' 0"

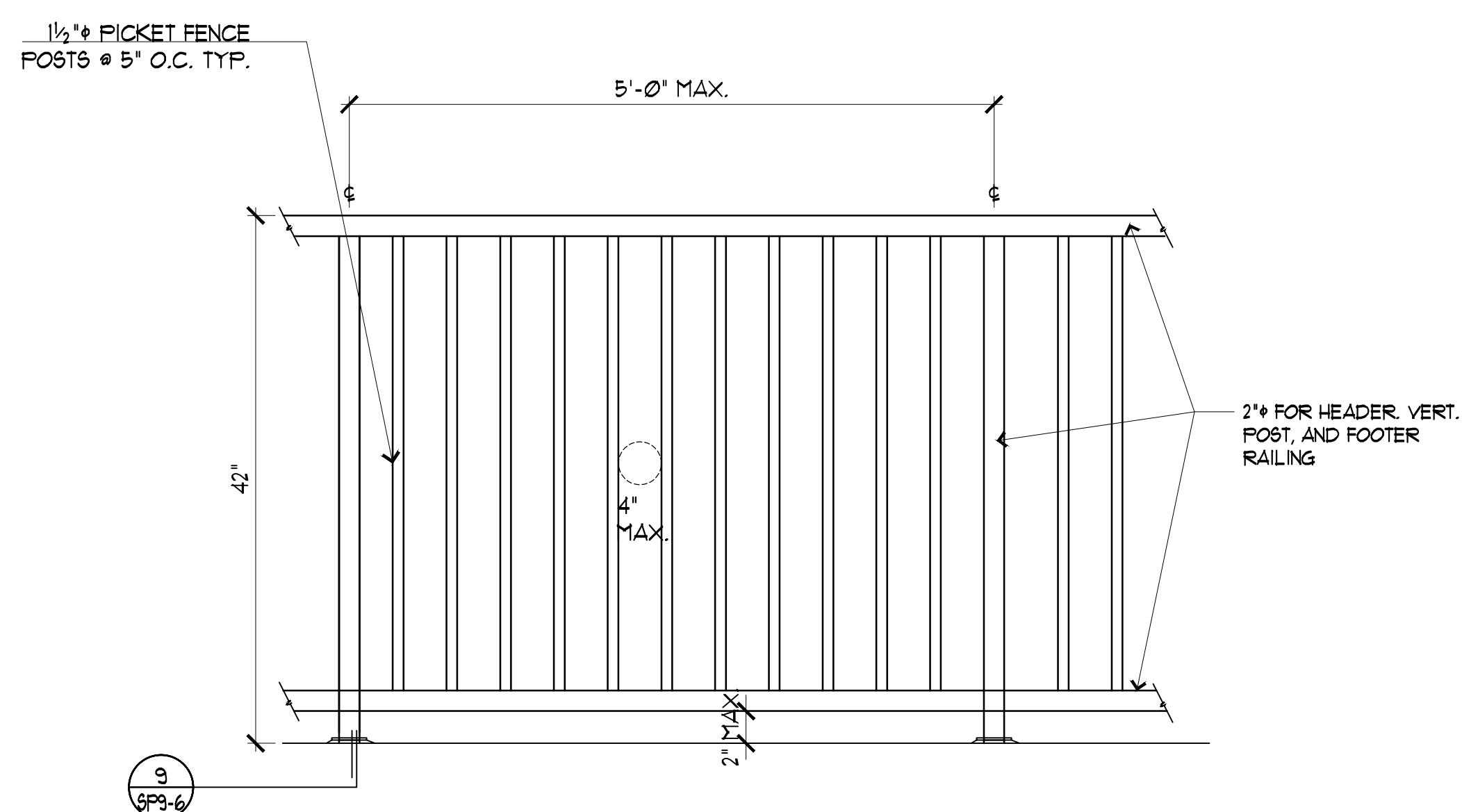
NOTE:  
 DISTANCE AND SLOPE OF RAMPS VARY.  
 TO BE CONFIRMED ON SITE.



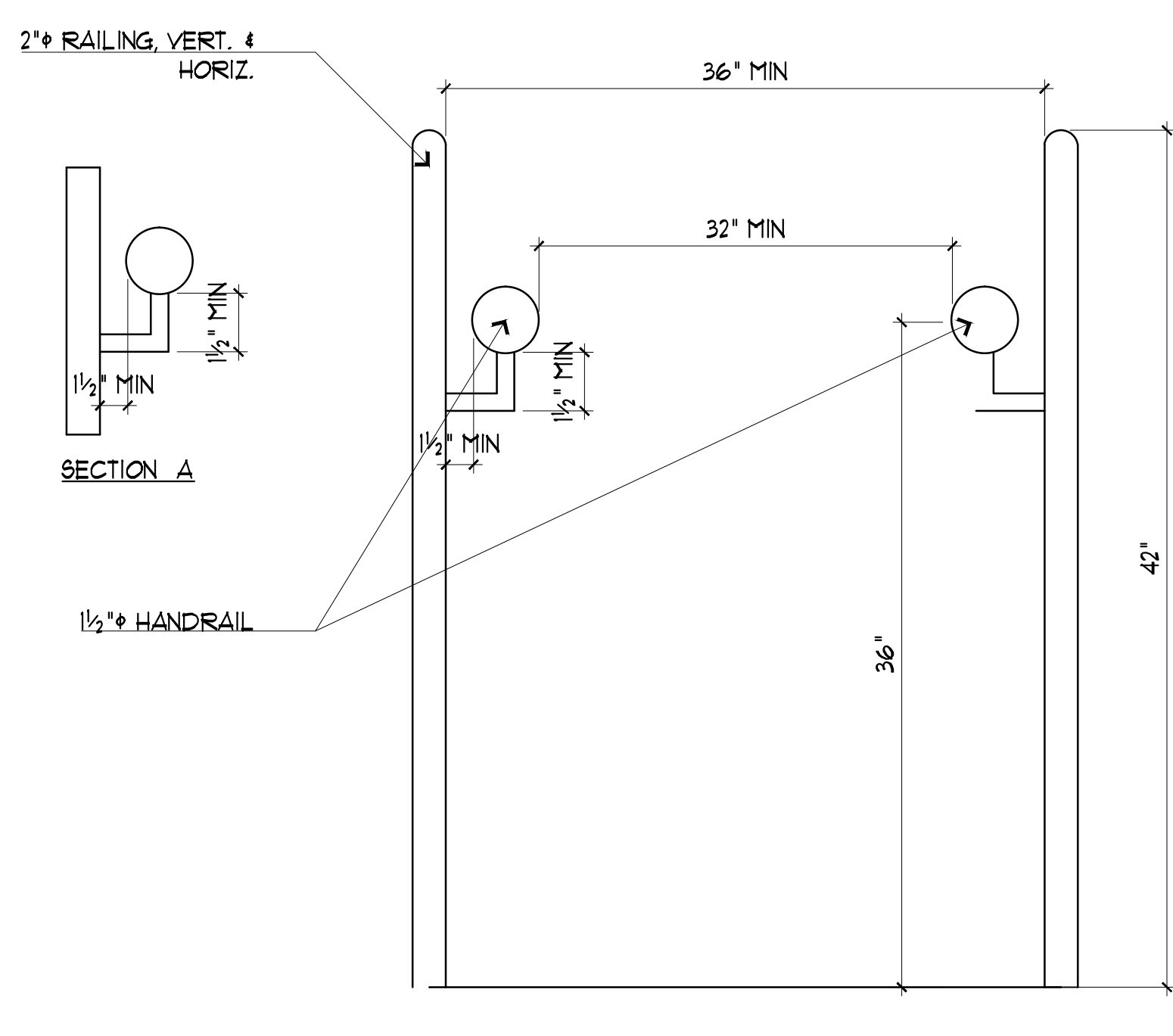
4 SERVICE RAMPS  
 SCALE: NTS



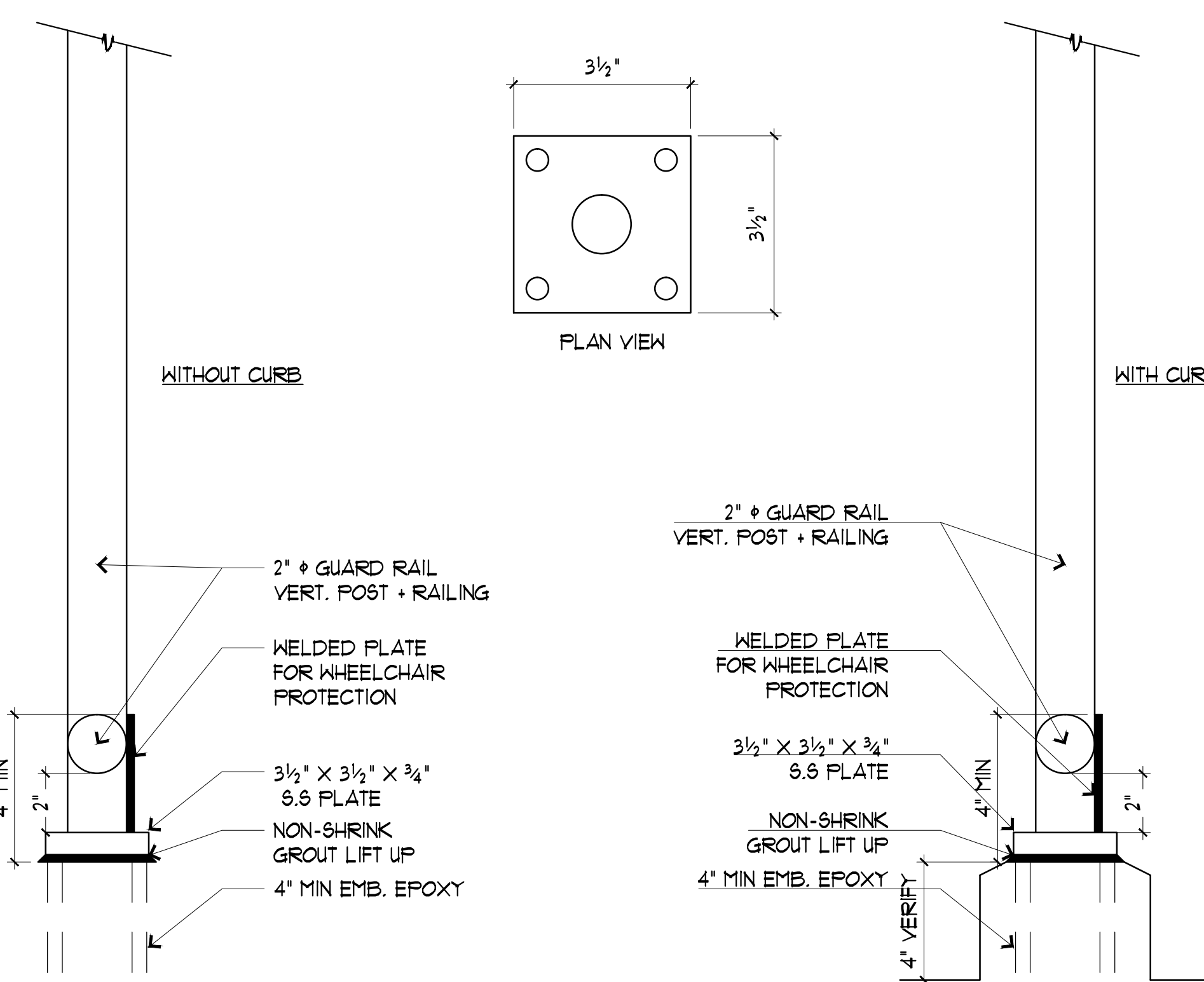
6 STAIRS W/ EXTENDED LANDING  
 SCALE: 3/4"=1' 0"



7 42" GUARD RAIL W/O HANDRAIL TYP.  
 SCALE: 1"=1' 0"



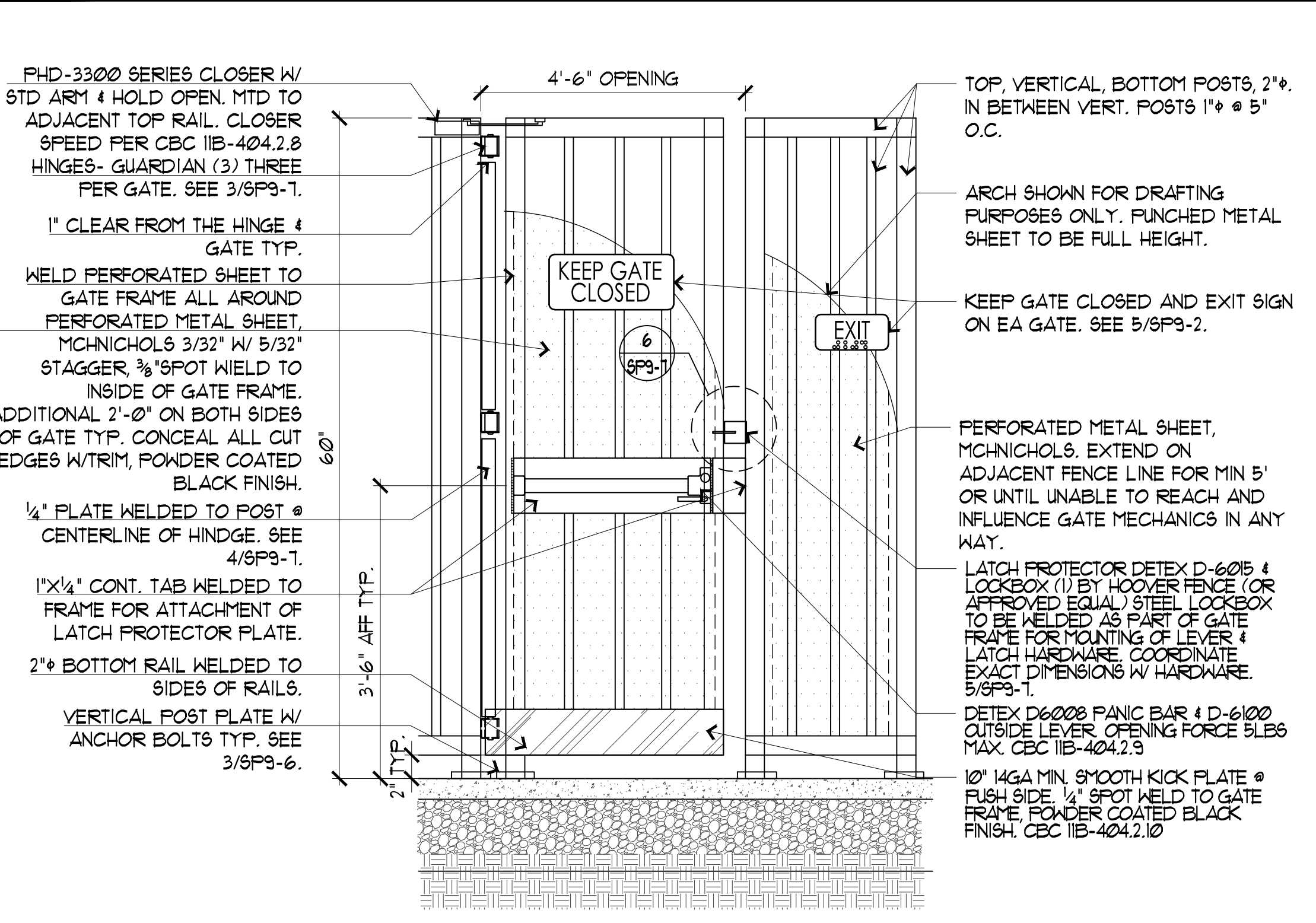
8 GUARD RAIL/RAMP W/ HANDRAILS  
 SCALE: 1 1/2"=1' 0"



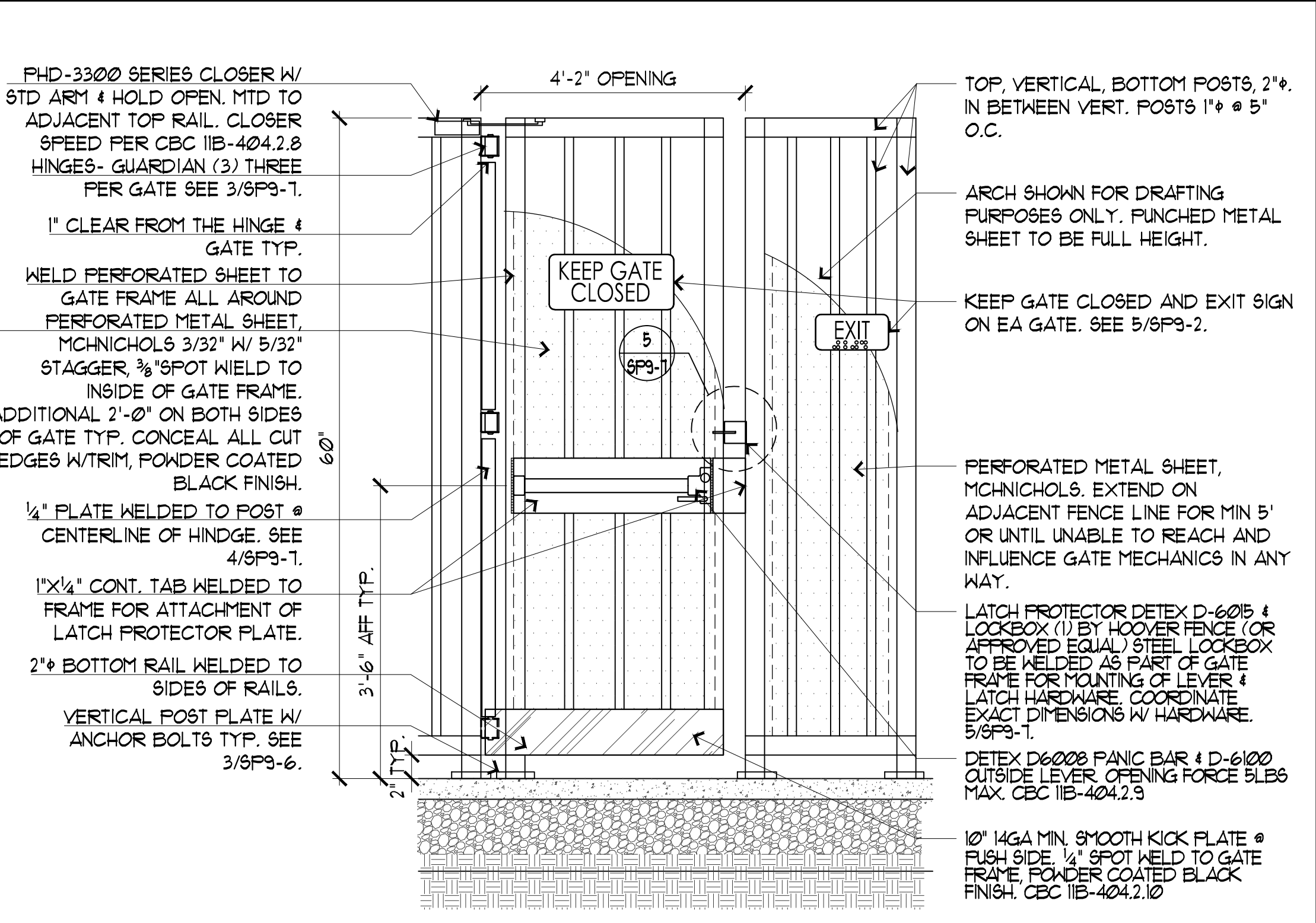
9 GUARD RAIL BASE DETAIL  
 SCALE: 3"=1' 0"

CLIENT:	CHABOT-LAS POSITAS COMMUNITY COLLEGE DISTRICT
ADDRESS:	7600 DUBLIN BLVD, DUBLIN, CA 94568
CONTACT:	THOMAS VALDEZ 510-301-4024
NO.:	SP9-6
DATE:	4SEP2019
DRAWING TITLE:	FENCE DETAILS
JOB TITLE:	CHABOT COLLEGE POOL RENOVATION
JOB ADDRESS:	25555 HESPERIAN BLVD, HAYWARD, CA 94545
SCALE:	AS NOTED
DRAWN BY:	RH
DRAWING NO.:	SP9-6

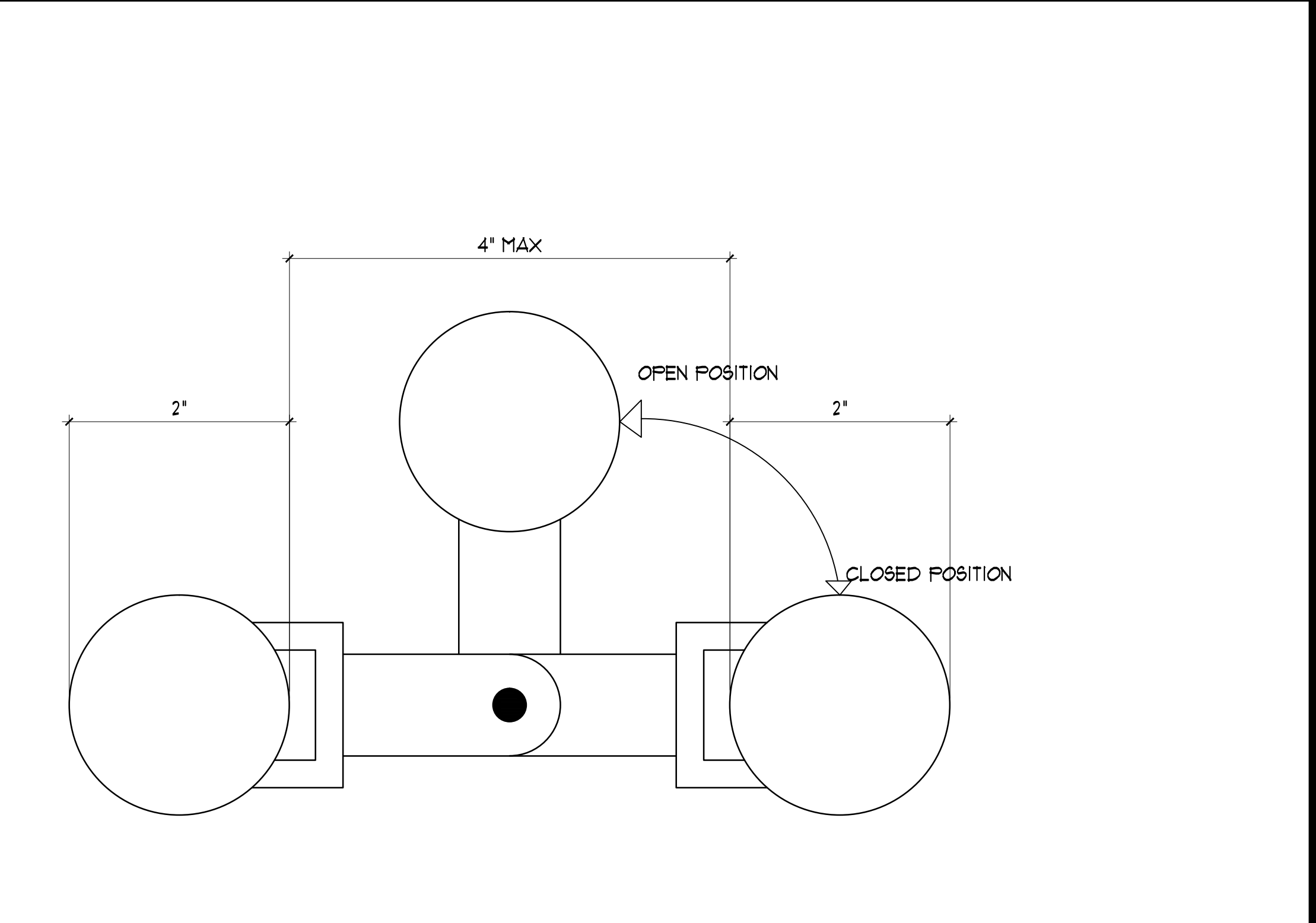
These drawings & specifications are the property & copyright of the ARCHITECT and shall not be used on any other work, except by written agreement with the ARCHITECT. Written dimension takes precedence over scale & shall be verified on job site. Any discrepancy shall be brought to the attention of the ARCHITECT prior to the commencement of any work.



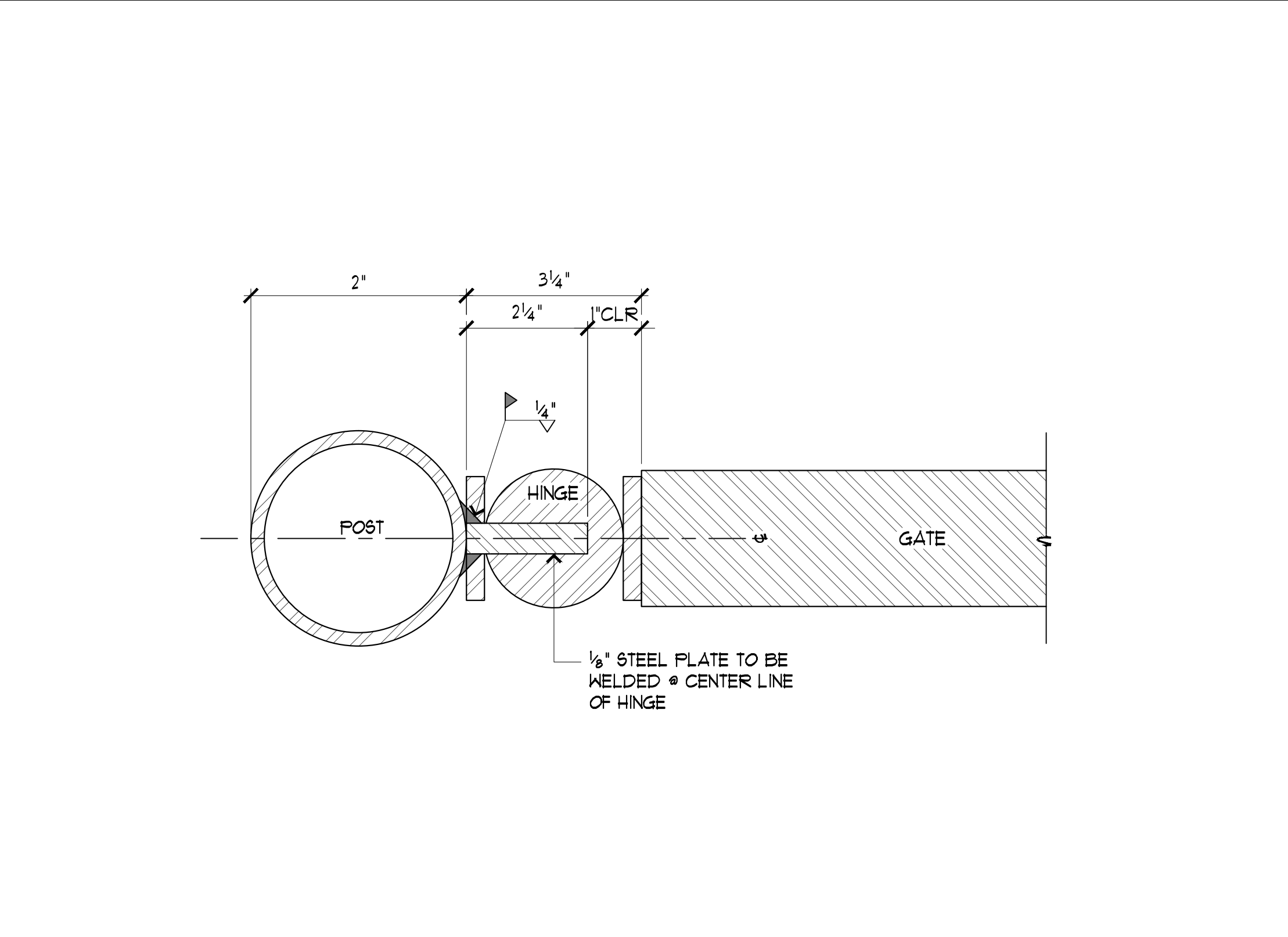
1 4'-0" WIDE ACCESSIBLE PEDESTRIAN GATE SCALE: NTS



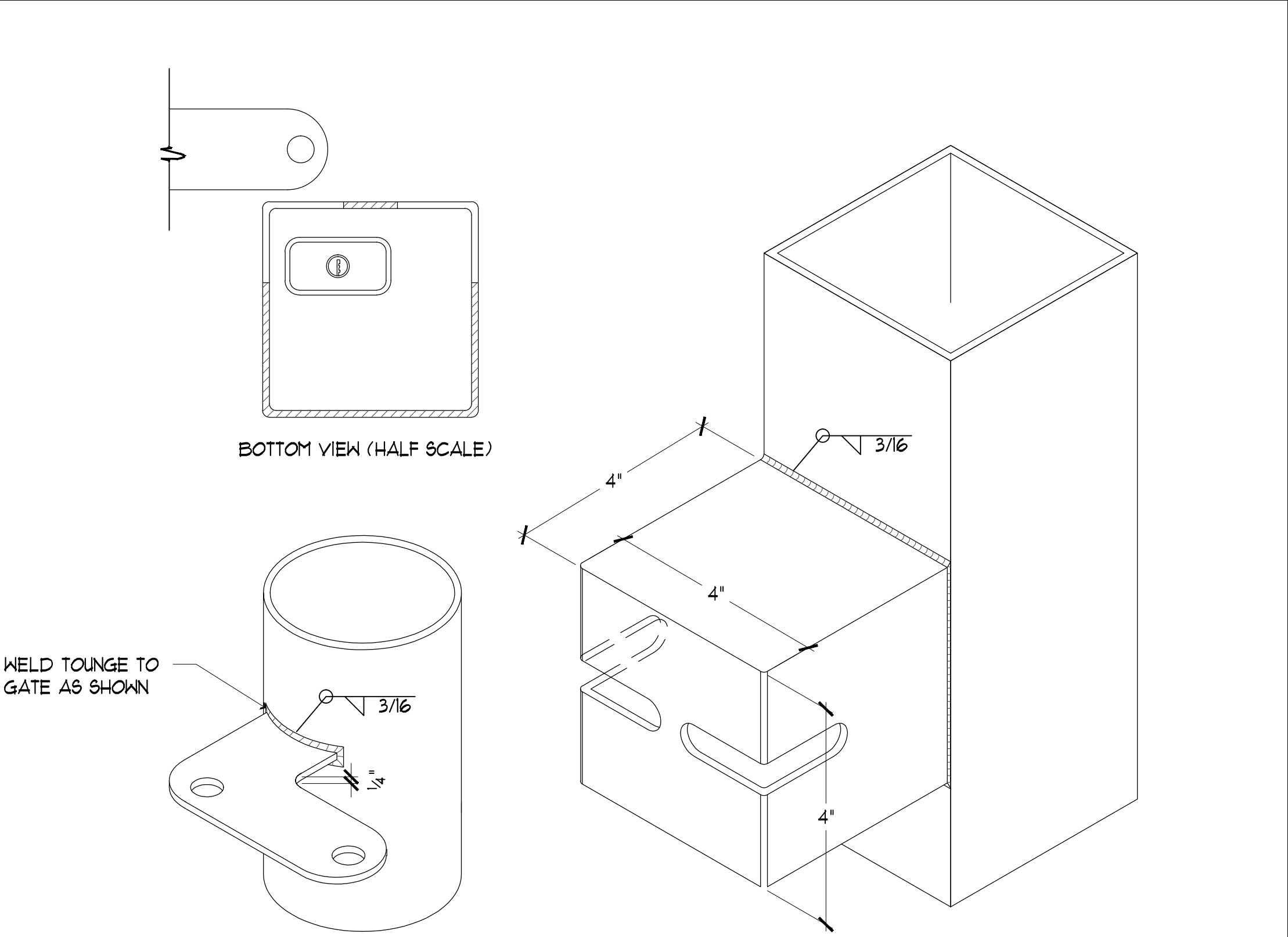
2 3'-8" WIDE ACCESSIBLE PEDESTRIAN GATE SCALE: NTS



3 GATE HINGE SCALE: 1"=0'-1" 0"




4 PLATE @ HINGE SCALE: 3"=1'-0"




5 GATE LOCK BOX SCALE: NTS




6 NOT USED SCALE: NTS



7 NOT USED SCALE: NTS




8 NOT USED SCALE: NTS




9 NOT USED SCALE: NTS

IDENTIFICATION STAMP  
 DIV. OF THE STATE ARCHITECT  
 APP. ####### INC. #  
 REVIEWED FOR  
 SS  FLS  ACS   
 DATE: \_\_\_\_\_



**ARCH-PAC**  
 AQUATICS  
 1341 DISTRIBUTION WAY, SUITE 11  
 VISTA - CA 92081  
 PH: 760-734-1600



CLIENT:	CHABOT-LAS POSITAS COMMUNITY COLLEGE DISTRICT
ADDRESS:	7600 DUBLIN BLVD, DUBLIN, CA 94658
CONTACT:	THOMAS VALDEZ 510-301-4024
NO.	◀ ▶ ◀ ▶ ◀ ▶ ◀ ▶
DATE:	
REVISION:	
DRAWING TITLE:	FENCE DETAILS
JOB TITLE:	CHABOT COLLEGE POOL RENOVATION
JOB ADDRESS:	25555 HESPERIAN BLVD, HAYWARD, CA 94545
DATE:	4SEP2013
SCALE:	AS NOTED
DRAWN BY:	RH
DRAWING NO.:	<b>SP9-7</b>