

The Economic Value of the Chabot - Las Positas Community College District

ANALYSIS OF THE ECONOMIC IMPACT
AND RETURN ON INVESTMENT OF EDUCATION
JULY 2024



Lightcast & Community Colleges

20+ years working with higher education institutions

3,000+ economic impact studies completed

2.7M students used Lightcast's Career Coach tool in 2023

8 of 10 2023 Aspen Prize finalists are Lightcast customers



What is an
ECONOMIC IMPACT ANALYSIS?

Measures how an event or institution affects the local economy

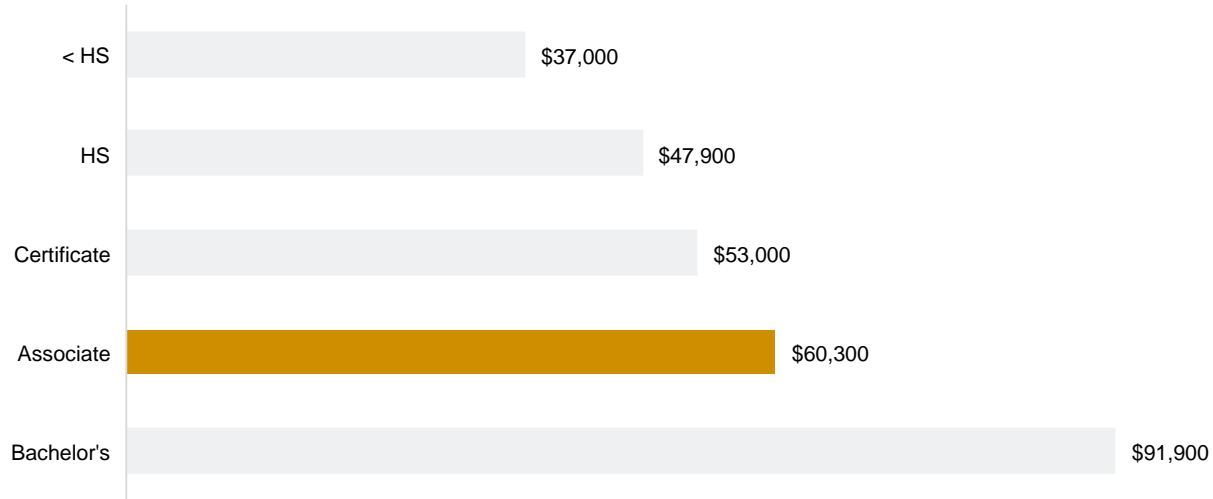


What is an
INVESTMENT ANALYSIS?

A comparison of the costs and benefits to determine the return on investment

About Alameda County

AVERAGE EARNINGS BY EDUCATION LEVEL



\$159.4 billion

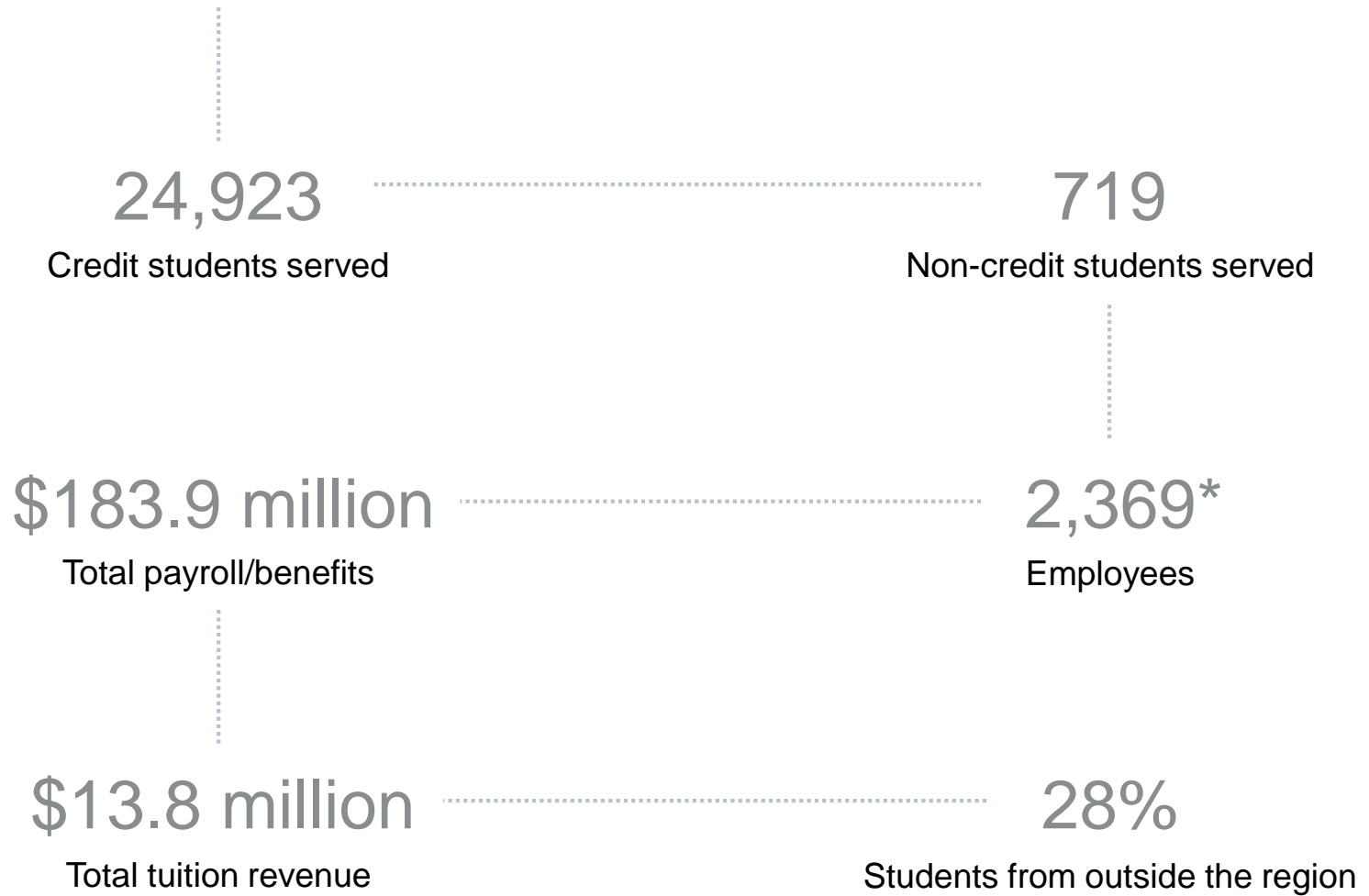
Total Gross Regional
Product (GRP)



1,101,477

Total Jobs

CLPCCD in FY 2022-23





Operations Spending Impact

*College payroll and
other spending + ripple effects*

\$219.0 million

Added regional income

OR

2,523

Jobs supported in the region



Construction Spending Impact

*College construction
expenditures + ripple effects*

\$58.9 million

Added regional income

OR

456

Jobs supported in the region



Student Spending Impact

Relocated/retained student spending + ripple effects

\$32.6 million

Added regional income

OR

403

Jobs supported in the region



Alumni Impact

Higher alumni earnings and increased business profit + ripple effects

\$490.7 million

Added regional income

OR

4,326

Jobs supported in the region



Total Impact

\$801.2 million

Total income added
in the region

OR

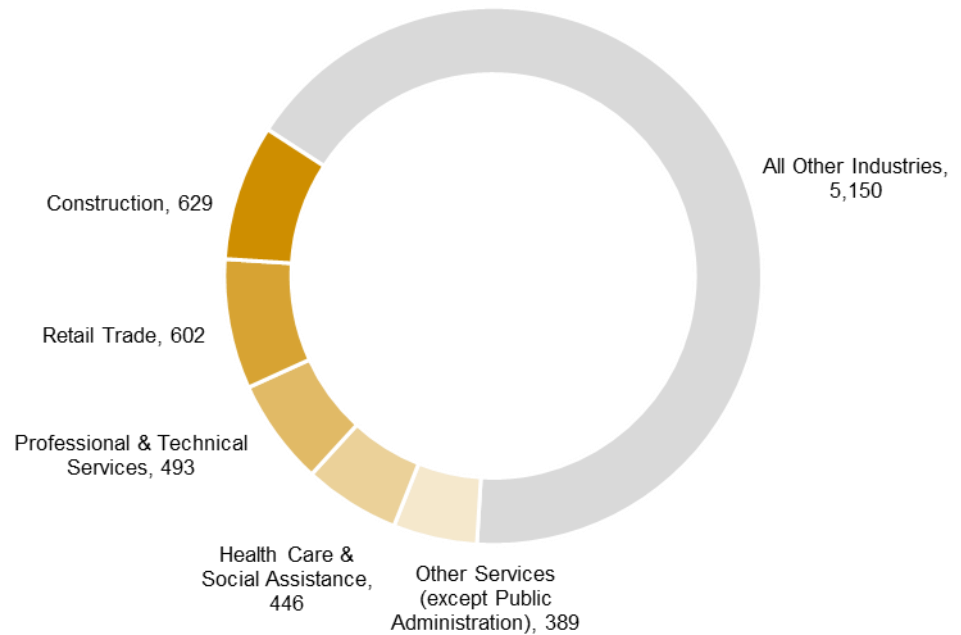
0.5%

Of region's GRP

7,709

Total jobs supported
in the region

Impacts by industry (jobs supported)





INVESTMENT ANALYSIS



Student Perspective

\$723.4 million

Benefit: Higher future earnings

\$89.0 million

Cost: Tuition, supplies, opportunity cost

8.1

Benefit/cost ratio

25.6%

Rate of return



Taxpayer Perspective

\$325.5 million

Benefit: Future tax revenue, government savings

\$261.9 million

Cost: State and local funding

1.2

Benefit/cost ratio

1.9%

Rate of return



Social Perspective

\$4.0 billion

Benefit: Growth in state economic base, future earnings, tax revenue, and private and social savings

\$428.5 million

Cost: All college and student costs

9.3

Benefit/cost ratio

n/a*

Rate of return

9 Future benefits are discounted to the present.

• The rate of return is not reported for the social perspective because the beneficiaries are not necessarily the same as the original investors.

Overview of results



\$801.2 million

Total income added to the region

0.5%

Of region's GRP

7,709

Total jobs supported in the region



8.1

Benefit-cost ratio for students

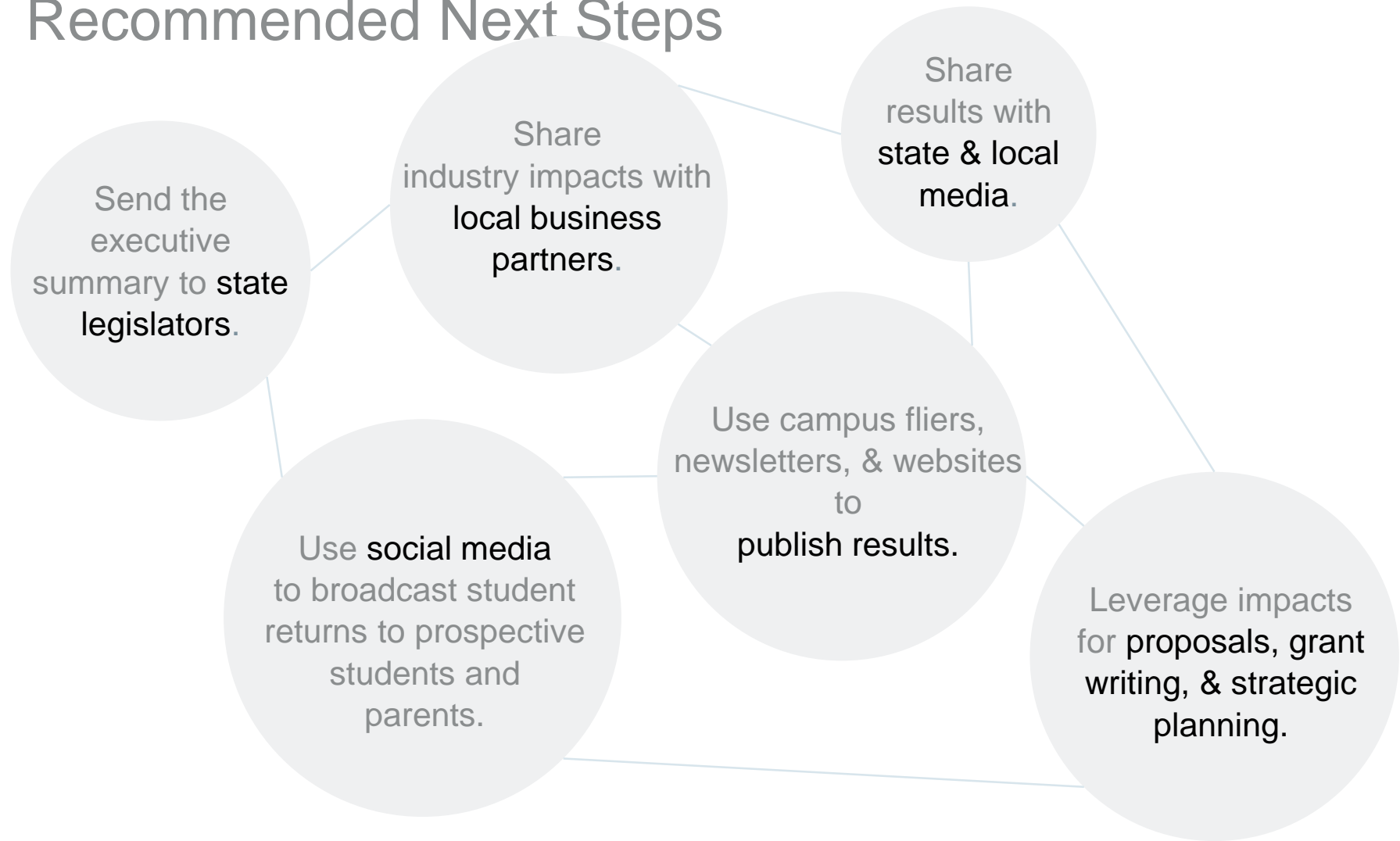
1.2

Benefit-cost ratio for taxpayers

9.3

Benefit-cost ratio for society

Recommended Next Steps



HOW CAN
LIGHTCAST HELP?

Lightcast's press packet

Ongoing presentations from your Lightcast economist

Email/call us anytime

The results of this study
were prepared by



This analysis reflects fiscal year 2022-23.
You can find a copy of the analysis reports [here](#).