



# **Chabot-Las Positas Community College District COVID-19 Site Safety Plan**

**Updated May 03, 2022**

Version 4.0

## Table of Contents

<b>Glossary .....</b>	<b>1</b>
<b>1. Introduction .....</b>	<b>3</b>
<b>2. Application and Implementation Overview .....</b>	<b>5</b>
<b>3. Roles and Responsibilities.....</b>	<b>6</b>
3.1. COVID-19 Safety Coordinator .....	6
3.2. Supervisors .....	6
3.3. All Employees .....	7
3.4. Vendors, Contractors, Temporary Workers and Other Non-Employees.....	7
3.5. Identification and evaluation of COVID-19 hazards.....	7
3.6. Reporting, recordkeeping, and access. ....	8
<b>4. Infection Prevention.....</b>	<b>9</b>
4.1. Hazard Assessment and Safety Practice Development .....	9
4.2. HVAC Considerations.....	10
4.3. Training and Communications.....	11
4.4. Correction of COVID-19 Hazards .....	12
4.5. Medical Considerations.....	12
<b>5. Case Response .....</b>	<b>14</b>

# Appendices

<b>Appendix A</b>	<b>Contacts and Resources</b>
<b>Appendix B</b>	<b>Critical Supply List</b>
<b>Appendix C</b>	<b>Inventory of Safety Practices</b>
<b>Appendix D</b>	<b>Inspection Form</b>
<b>Appendix E</b>	<b>Case Response Form</b>
<b>Appendix F</b>	<b>Safe Work Practices Zone Maps</b>
	1) Chabot College
	2) Las Positas College
	3) 7600 Dublin Blvd.
	4) 5860 Owens Drive

## Glossary

**At-Risk Group:** people at higher risk for developing more severe symptoms related to COVID-19 illness, according to the CDC<sup>1</sup>, include older individuals (over the age of 65) and people of all ages with: chronic lung disease or moderate to severe asthma; serious heart conditions; compromised immune systems; severe obesity; diabetes; chronic kidney disease undergoing dialysis; or liver disease.

**Cleaning:** the removal of dirt and impurities, including germs, from surfaces. Cleaning alone does not kill germs. But by removing the germs, cleaning decreases their number and therefore risk of spreading infection.

**Close Contact:** CDC defines "close contact" as being within six (6) feet (approximately 2 meters) of an infected person for a prolonged period ( $\geq 15$  minutes, cumulative over a 24-hr period) while not wearing recommended PPE<sup>2</sup>. Close contact also includes instances where there is direct contact with infectious secretions while not wearing recommended PPE. Close contact generally does not include brief interactions, such as walking past a person; however, additional factors such as exposure proximity, duration and symptoms (coughing, sneezing) must be considered.

**Community Facilities:** (e.g. businesses, schools, daycare centers) comprise most non-healthcare settings that are visited by the general public outside of a household.

**Disinfection:** using chemicals to kill germs on surfaces. This process does not necessarily clean dirty surfaces or remove germs. But killing germs remaining on a surface after cleaning further reduces the risk of spreading infection.

**Frequently Touched Surfaces:** surfaces, equipment, tools and items that are touched multiple times throughout the day or may be touched by more than one individual. Examples include, but may not be limited to: tables, chairs, doorknobs, light switches, remotes, handles, desks, toilets, sinks, phones, shared tools or office equipment, copiers, drinking fountains, vending machines, oven, toaster, coffee maker, water dispenser, microwave/refrigerator handles, and common area cabinet handles.

**Hand Hygiene:** the process of removing soil, contaminants and microbes from hands. Hand hygiene can include hand washing, hand sanitization or a combination of the two.

**Hand Sanitization:** the process of applying an anti-microbial agent such as an alcohol-based hand sanitizer with a minimum 60% ethanol or 70% isopropanol to hands to kill microbes that may be present.

**Hand Washing:** the process of washing hands with soap and water, then rinsing with clean, running water to remove soil and contaminants from the hands.

**Illness:** COVID-19 is the name given to identify the illness associated with infections caused by the current novel human Coronavirus, SARS-CoV-2.

**Isolation:** to separate people possibly infected with the virus (those who are sick with COVID-19 and those with no symptoms) from people who are not infected.<sup>3</sup>

**Period of Concern:** See Cal/OSHA definition of "*High Risk Period*" below.

**Personal Protective Equipment:** referred to as "PPE", is equipment worn to minimize exposure to hazards that cause serious workplace injuries and illnesses, which include face coverings, disposable gloves, etc.

**Quarantine:** To Keep someone who might have been exposed to COVID-19 away from others. Individual exposed, or possibly exposed to COVID-19 must stay home for 10 days<sup>4</sup> (incubation period)

---

<sup>1</sup> <https://www.cdc.gov/coronavirus/2019-ncov/need-extra-precautions/people-at-higher-risk.html>

<sup>2</sup> <https://www.cdc.gov/coronavirus/2019-ncov/php/public-health-recommendations.html>

<sup>3</sup> <https://www.cdc.gov/coronavirus/2019-ncov/if-you-are-sick/quarantine-isolation.html>

<sup>4</sup> Persons who reside or work in a high-risk congregate living setting (e.g. skilled nursing facilities, prisons, jails, shelters) or persons residing or working with severely immunosuppressed persons (eg. Bone marrow or solid organ transplants, chemotherapy) should quarantine for 14 days in the absence of staffing shortages.

and monitor themselves for any signs of infection such as coughing, fever, chills, body aches, and vomiting, and must take their temperature every morning and evening and report symptoms as directed

**Social (Physical) Distancing:** keeping space between yourself and others by staying apart by at least 6 feet (2 meters).

### **Cal/OSHA 8 CCR §3205 Definitions:**

**“COVID-19”** means coronavirus disease, an infectious disease caused by the severe acute respiratory syndrome coronavirus 2 (SARS-CoV-2).

**“COVID-19 case”** means a person who:

- (1) Has a positive “COVID-19 test” as defined in this section;
- (2) Is subject to COVID-19-related order to isolate issued by a local or state health official; or
- (3) Has died due to COVID-19, in the determination of a local health department or per inclusion in the COVID-19 statistics of a county.

A person is no longer a “COVID-19 case” in this section when a *licensed health care professional determines that the person does not have COVID-19*, in accordance with recommendations made by the California Department of Public Health (CDPH) or the local health department pursuant to authority granted under the Health and Safety Code or Title 17, California Code of Regulations to CDPH or the local health department.

**“COVID-19 exposure”** means being within *six* feet of a COVID-19 case for a cumulative total of 15 minutes or greater in any 24-hour period within or overlapping with the “*high-risk exposure period*” defined by this section. This definition applies regardless of the use of face coverings.

**“COVID-19 hazard”** means exposure to potentially infectious material that may contain SARS-CoV-2, the virus that causes COVID-19. Potentially infectious materials include *airborne droplets, small particle aerosols, and airborne droplet nuclei*, which most commonly result from a person or persons exhaling, talking or vocalizing, coughing, sneezing, or procedures performed on persons which may aerosolize saliva or respiratory tract fluids, among other things. This also includes *objects or surfaces* that may be contaminated with SARS-CoV-2.

**“COVID-19 symptoms”** means fever of 100.4 degrees Fahrenheit or higher, chills, cough, shortness of breath or difficulty breathing, fatigue, muscle or body aches, headache, new loss of taste or smell, sore throat, congestion or runny nose, nausea or vomiting, or diarrhea, unless a licensed health care professional determines the person’s symptoms were caused by a known condition other than COVID-19.

**“COVID-19 test”** means a viral test for SARS-CoV-2 that is:

- (1) Approved by the United States Food and Drug Administration (FDA) or has an Emergency Use Authorization from the FDA to diagnose current infection with the SARS-CoV-2 virus; and
- (2) Administered in accordance with the FDA approval or the FDA Emergency Use Authorization as applicable.

**“Exposed workplace”** means any work location, working area, or common area at work used or accessed by a COVID-19 case *during the high-risk period*, including bathrooms, walkways, hallways, aisles, break or eating areas, and waiting areas. The exposed workplace does not include buildings or facilities not entered by a COVID-19 case.

Effective January 1, 2022, the “exposed workplace” also includes but is not limited to the “worksite” of the COVID-19 case as defined by Labor Code section 6409.6(d)(5).

**“Face covering”** means a tightly woven fabric or non-woven material with no visible holes or openings, which covers the nose and mouth.

**“High-risk exposure period”** means the following time period:

- (1) *For persons who develop COVID-19 symptoms:*
  - a. from two days before they first develop symptoms until 10 days after symptoms first appeared, and 24 hours have passed with no fever, without the use of fever-reducing medications, and symptoms have improved; or
- (2) *For persons who test positive who never develop COVID-19 symptoms:* from two days before until ten days after the specimen for their first positive test for COVID-19 was collected.

**“Returned case”** means a COVID-19 case who returned to work pursuant to subsection (c (10) and did not develop any COVID-19 symptoms after returning. A person shall only be considered a returned case for 90 days after the initial onset of COVID-19 symptoms or, if the person never developed COVID-19 symptoms, for 90 days after the first positive test. If a period of other than 90 days is required by CDPH regulation or order, that period shall apply.

**“Worksite”**, for the limited purposes of section 3205 through 3205.4 only, means the building or other location where a COVID-19 case was present during the infectious period. It does not apply to buildings, floors, or other locations of the employer that a COVID-19 case did not enter, locations where the worker worked by themselves without exposure to other employees, or to a worker’s personal residence or alternate work location chosen by the worker when working remotely.

## 1. Introduction

The purpose of this plan is to define the measures being taken by the Chabot Las Positas Community College District (CLPCCD) to help reduce the risk of infection from the COVID-19 virus (a.k.a., SARS-CoV-2, coronavirus). The defined measures are based upon guidance from established public health authorities, as of the date of this document, including the World Health Organization (WHO), the U.S. Environmental Protection Agency (EPA), U.S. Centers for Disease Control and Prevention (CDC), U.S. Occupational Safety and Health Administration (OSHA), California Department of Public Health, Alameda County Public Health Department, and other published environmental health research and guidance materials. Though the provisions of this document are intended to help reduce COVID-19 risk, they cannot guarantee that infection will not occur.

The initial sections of this plan provide an overview of how it is applied and implemented, followed by a description of the roles and responsibilities of personnel assigned to implement the plan. Subsequent sections provide details of the plan's critical elements.

This document and all associated appendices are intended to be a 'living' or dynamic document, being edited and updated as new health information and/or site conditions may change. At a minimum, appendices should be reviewed by appropriate operational staff with noted edits forwarded to the Safety Coordinator. It will be the role of the Safety Coordinator to ensure that all documents are updated, as required, on a minimally annual basis, and all documents will be made available online to all staff.

## 2. Application and Implementation Overview

The COVID-19 Safety Coordinator is responsible for implementing the elements of this Site Safety Plan. This plan applies to all CLPCCD buildings, work sites, departments, operations, and employees and is implemented as follows:

1. COVID-19 Safety Teams. The COVID-19 Safety Coordinator is responsible for managing this program and facilitating the COVID-19 safety teams, which are described below:
  - a. Safety Committee. This standing CLPCCD committee monitors current public health guidance, along with information regarding program implementation, and determines how COVID-19 safety will be addressed by updating the provisions of this program as appropriate.
  - b. Extended Team. This team consists of representatives from each CLPCCD building/department and serves as a bridge between the Safety Committee and all employees and stakeholders. The team reviews information and program updates provided by the Safety Committee and provides feedback regarding challenges and opportunities related to the implementation of program provisions.

The COVID-19 Safety Coordinator, Safety Committee and extended team members are listed in Appendix A, along with associated contact information and current meeting plans.

2. Prevention. The COVID-19 Safety Coordinator defines global practices and provides general resources for developing area/operation specific practices, delivering training, and conducting inspections. Supervisors are responsible for implementing safe work practices, training employees in these practices, ensuring these practices are followed, and documenting their implementation through periodic inspections. More specific provisions are addressed in the Infection Prevention section of this program.
3. Response. The COVID-19 Safety Coordinator is responsible for managing the response to each reported known or suspected COVID-19 case that occurs around employees or at facilities. This response includes assessment of impacted persons and surfaces, execution of response plans (e.g., notifications, environmental cleaning/disinfection), and documentation of response actions. More specific provisions are addressed in the Incident Response section of this program.
4. Building Closure. The COVID-19 Safety Coordinator is responsible for coordinating with responsible parties (e.g., Facilities Maintenance) to ensure proper consideration is given to minimizing potential environmental health concerns, prior to closing and re-opening buildings (including substantially reduced occupancy and partial closures).
5. Supply Management. The COVID-19 Safety Coordinator is responsible for coordinating with responsible parties (e.g., Facilities Maintenance & Custodial) to address the specification, acquisition, distribution and inventory of supplies critical to implementation of COVID-19 safe practices. Critical supplies and associated management protocols are provided in Appendix B.



### 3. Roles and Responsibilities

The key roles involved in the implementation of this plan and their associated responsibilities are summarized below. More specific descriptions of requirements are provided in the other sections of this program.

#### 3.1. COVID-19 Safety Coordinator

The COVID-19 Safety Coordinator maintains this plan and facilitates its implementation. Key responsibilities of the COVID-19 Safety Coordinator include:

- a. Ensuring this plan and associated practices are updated to reflect current public health guidance.
- b. Facilitating the core and extended safety teams.
- c. Developing global and common environment safe practices, as well as guidance for creating area/operation specific safe practices.
- d. Providing support to supervisors in developing area/operation specific practices
- e. Managing global facility color-coded mapping activities.
- f. Reviewing, approving, and inventorying all safe practices and facility maps.
- g. Providing training on global and common environment safe practices, as well as training for supervisors on their responsibilities under this plan, including the creation of specific area/operation safe practices.
- h. Coordinating global communications to visitors/vendors.
- i. Reviewing and archiving inspection records.
- j. Reviewing and managing the completion of response actions related to known or suspected cases of COVID-19.
- k. Coordinating with responsible parties (e.g., building maintenance) to ensure proper consideration is given to minimizing potential environmental health concerns related to building closures.
- l. Coordinating with responsible parties (e.g., purchasing) to address the specification, acquisition, distribution and inventory of supplies critical to implementation of safe practices.

#### 3.2. Supervisors

Supervisors are responsible for ensuring the provisions of this plan are implemented in the areas/operations and among the employees under their responsibility.

Key responsibilities of supervisors include:

- a. Developing safe practices for their specific work areas and operations, inclusive of area/operation color-coded mapping.
- b. Completing supervisor training related to this plan.
- c. Providing area/operation specific training on safe practices and ensuring employees under their responsibility complete training related to this plan.
- d. Inspecting work areas/operations under their responsibility on a regular basis to ensure compliance with safety practices, and for correcting deficiencies identified.
- e. Initiating immediate response actions regarding known or suspected cases of COVID-19 and working with the COVID-19 Safety Coordinator to complete response actions.

### 3.3. All Employees

All employees are responsible for complying with the provisions of this plan. Key responsibilities of employees include:

- a. Following safe work practices posted throughout work operations and as communicated to them by their supervisor or through training.
- b. Completing staff training related to this plan.
- c. Reporting hazardous conditions to their supervisor or Human Resources related to potential transmission of the COVID-19 virus.
- d. Staying home and immediately informing their supervisor, if they exhibit symptoms of COVID-19, have tested positive for COVID-19. Wear a well-fitting mask for 10 days following close contact or positive test for COVID-19. Coordinate with Human Resources to discuss options for accommodations.

### 3.4. Vendors, Contractors, Temporary Workers and Other Non-Employees

- a. Persons arranging the work of vendors, contractors, temporary workers, and other outside parties are responsible for communicating the CLPCCD's expectations regarding COVID-19 safety. The vendor/contractor or temporary worker must attest to understanding and comply with the CLPCCD's requirements.
- b. Contact companies that provide vendors, contract and temporary employees to emphasize the importance of instructing sick employees to stay home.
- c. To the extent feasible, schedule outside vendors and contractors to perform site work during off-hours when a minimal number of employees are present.
- d. Notify vendors, outside contractors, and visitors of the CLPCCD's COVID-19 Site Safety Plan and explicitly state that they are expected to abide by these protocols when performing site work.
- e. Provide vendors and visitors with the Global Safe Work Practices or site-specific Safe Work Practices for areas where they will be visiting.

### 3.5. Identification and evaluation of COVID-19 hazards.

The identification and evaluation of COVID-19 hazards will be the primary responsibility of the COVID-19 Safety Team and may include additional staff, vendors and third-party consultants (e.g. Certified Industrial Hygienists, Medical Professionals, Environmental Health and Safety Consultants)

#### 3.5.1. Hazard identification and evaluation includes:

- Identification of all interactions, areas, activities, processes, equipment, and materials that could potentially expose employees, vendors or visitors to COVID-19 hazards. All persons, regardless of symptoms or negative COVID-19 test results, are treated as potentially infectious.
- Identification of places and times when people may congregate or come in contact with one another. Such as, meetings or trainings and including in and around entrances, bathrooms, hallways, aisles, walkways, elevators, break or eating areas, cool-down areas, and waiting areas.
- Evaluation of how employees and other persons enter, leave, and travel through the site, in addition to addressing fixed work locations.

- Evaluation of how to maximize the quantity of outdoor air and whether it is possible to increase filtration efficiency to the highest level compatible with the existing ventilation systems.

- 3.5.2.** All employees, vendors and visitors are required to conduct daily COVID-19 symptom self-screening prior to arriving on site. If symptom screening is conducted upon entry to site will be done with face coverings.
- 3.5.3.** A Case Response protocol is in place to respond effectively and immediately to individuals with site access and/or contact with employees, vendors or visitors who are a COVID-19 case to prevent or reduce the risk of transmission of COVID-19 on site.
- 3.5.4.** The COVID-19 Safety Teams will conduct regular review of applicable health orders and guidance from the State of California and the local health department related to COVID-19 hazards and prevention.
- 3.5.5.** The COVID-19 Safety Teams will conduct periodic evaluations of existing COVID-19 prevention controls, the need for different or additional controls and inspections to identify unhealthy conditions, practices, and procedures related to COVID-19 prevention to ensure compliance with employers' COVID-19 policies and procedures.

### **3.6. Reporting, recordkeeping, and access.**

- 3.6.1.** Employees are to report, without fear of reprisal, COVID-19 symptoms, possible COVID-19 exposures, and possible COVID-19 hazards at the workplace.
- 3.6.2.** Information about COVID-19 cases on site will be reported to the local health department whenever required by law and shall provide any related information requested by the local health department.
- 3.6.3.** Any COVID-19-related serious illnesses or death of an employee occurring on site or in connection with any site activity will be reported immediately to the California Department of Occupational Safety and Health (DOSH).
- 3.6.4.** Records of the steps taken to implement the written COVID-19 Prevention Program, such as inspection forms, case response forms, and contact tracing forms, will be maintained and archived with the COVID-19 Safety Coordinator.
- 3.6.5.** The written CLPCCD COVID-19 Safety Plan shall be made available at the workplace to all employees, authorized employee representatives, and to representatives of the DOSH immediately upon request.
- 3.6.6.** Records and tracking all COVID-19 cases with the employee's name, contact information, occupation, location where the employee worked, the date of the last day at the workplace, and the date of a positive COVID-19 test will be maintained by the COVID-19 Safety Coordinator. Medical information will be kept confidential. The information shall be made available to employees, authorized employee representatives, or as otherwise required by law, with personal identifying information removed.
- 3.6.7.** Employees or their representatives have the right to request and obtain an employer's Log of Work-Related Injuries and Illnesses (Log 300), without redaction, or to request and obtain information as otherwise allowed by law.

## 4. Infection Prevention

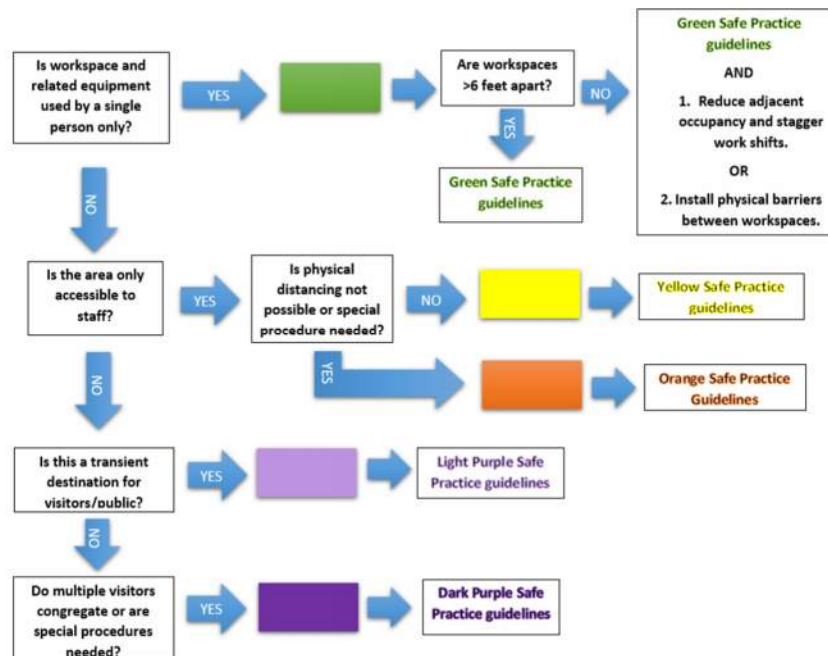
Efforts to reduce the risk of infection from the COVID-19 virus are being enacted through a process of assessing infection risk, establishing and communicating safe work practices, providing training, and confirming that the safe work practices are being implemented properly. These and other elements intended to minimize the chance of infection are discussed below.

### 4.1. Hazard Assessment and Safety Practice Development

- Global Practices. The COVID-19 Safety Coordinator coordinates the development safe practices that apply to all work areas and operations.
- Common Environments. The COVID-19 Safety Coordinator coordinates the development of general safe practices for common work areas and operations.
- Specific Work Areas/Operations. Supervisors are responsible for the development of safe practices for their specific work areas and operations. The COVID-19 Safety Coordinator provides guidelines and support for creating these specific practices.
- Facility Mapping. A color-coded system of mapping facility areas based on general COVID-19 safety practices is utilized to help facilitate implementation. Coded floorplans may be posted along with relevant similarly coded safe practice documents in the subject areas. Area/operation mapping activities are managed by area/operation supervisors and global facilities mapping activities are managed by the COVID-19 Safety Coordinator. The following color codes are used to characterize areas and safe practice documents:

Green = staff personal spaces	Blue = global practices
Yellow = staff common areas	Light Purple = public common areas
Orange = staff specialized areas	Dark Purple = public specialized areas

Color-coded floorplans and accompanying safe work practices have been developed for CLPCCD buildings using the following *Safe Work Practice Area Decision Diagram*.



- Approval. All color-coded floorplans and safety practice documents must be reviewed, approved, inventoried, and archived by the COVID-19 Safety Coordinator. An inventory of all developed safe work practices is provided in Appendix F.

## 4.2. HVAC Considerations

Cal/OSHA requires that employers evaluate how to maximize the quantity of outdoor air entering a building and whether it is possible to increase filtration efficiency, unless air quality is poor (AQI above 100) or doing so would create a hazard. In addition, numerous entities have provided general recommendations for optimizing heating, ventilation and air conditioning (HVAC) system design and function to minimize risks related to COVID-19.

The following are general recommendations to consider. Each HVAC system and building must be evaluated by an appropriately qualified professional to determine the feasibility and applicability of these general recommendations.

- Ensure HVAC system equipment, filters and air vents are functioning properly and as designed.
- Increase the percentage of outdoor air entering the building to the extent feasible, potentially as high as 100% (first verify compatibility with HVAC system capabilities for both temperature and humidity control as well as compatibility with outdoor/indoor air quality considerations).
- Increase total airflow supply to occupied spaces, if possible.
- Disable demand-control ventilation (DCV) controls that reduce air supply based on temperature or occupancy.
- Consider using natural ventilation (i.e., opening windows if possible and safe to do so) to increase outdoor air dilution of indoor air when environmental conditions and building requirements allow.
- Improve central air filtration:
  - Increase air filtration to the extent feasible (MERV 13 or 14) without significantly diminishing design airflow.
  - Inspect filter housing and racks to ensure appropriate filter fit and check for ways to minimize filter bypass.
- Consider running the building ventilation system during unoccupied times to maximize dilution ventilation.
- Generate clean-to-less-clean air movement by optimizing the positioning of supply and exhaust air diffusers and/or dampers and adjusting zone supply and exhaust flow rates to establish measurable pressure differentials. Have staff work in areas served by “clean” ventilation zones that do not include higher-risk areas such as visitor reception or exercise facilities.
- Increase circulation of outdoor air as much as possible by opening windows and exterior doors, and other methods. Do not open windows and doors if doing so poses a safety or health risk for current or subsequent occupants, including children (e.g., allowing outdoor environmental contaminants including carbon monoxide, molds, or pollens into the building). Consider using portable high-efficiency particulate air (HEPA) fan/filtration systems to help (especially in higher risk areas).
- Ensure exhaust fans in restroom and kitchen facilities are functional and operating at full capacity when the building is occupied.

When increasing outdoor air ventilation, the quality of outdoor air must be considered, particularly when events such as wildfires are in progress. During periods when outdoor air quality is poor, several of the recommendations above may not be appropriate, including opening windows and exterior doors and increasing outdoor air supply. During these periods, interventions such as modifying work schedules, telecommuting or use of respiratory protection should be considered in consultation with a qualified health and safety professional. Additional information can be found at the links below:

### 4.3. Training and Communications

All supervisor and employee training will be documented in accordance with Cal/OSHA Injury and Illness Prevention Program requirements.

#### 4.3.1. Training

**4.3.1.1. General Training.** The COVID-19 Safety Coordinator is responsible for providing resources to support training for all employees on global and common environment safe practices and for supervisors on their responsibilities under this plan. An inventory of available training resources is maintained by the COVID-19 Safety Coordinator.

**4.3.1.2. Area/Operation Specific Training.** Supervisors are responsible for ensuring their employee/faculty complete the area and operation specific training (i.e. dorm employees, coaches, etc.).

**4.3.1.3. All Employee training will include:**

- CLPCCD's COVID-19 policies and procedures to protect employees from COVID-19 hazards.
- Information regarding COVID-19-related benefits to which the employee may be entitled under applicable federal, state, or local laws. This includes any benefits available under workers' compensation law, the federal Families First Coronavirus Response Act, Labor Code sections 248.1 and 248.5, Labor Code sections 3212.86 through 3212.88, local governmental requirements, the employer's own leave policies, and leave guaranteed by contract.
- Information about how COVID-19 can be spread through the air when an infectious person talks or vocalizes, sneezes, coughs, or exhales; and that an infectious person may have no symptoms.
- The fact that particles containing the virus can travel more than six feet, especially indoors, so physical distancing when in a mixed population of fully vaccinated and unvaccinated individuals must be combined with other controls, including face coverings and hand hygiene, to be effective.
- The importance of frequent hand washing with soap and water for at least 20 seconds and using hand sanitizer when immediate access to a sink or hand washing facility is not available, and that hand sanitizer does not work if the hands are soiled.
- Face coverings must be worn at the workplace when the Centers For Disease Control determine that Alameda County is in the High Risk category for all indoor locations, or in the Medium Risk category for all classrooms, laboratories and dark purple public specialized areas identified on the Safe Work Practices Zone Maps.
- Proper use of face coverings and the fact that face coverings are not respiratory protective equipment.
- COVID-19 symptoms, and the importance of not coming to work and obtaining a COVID-19 test if the employee has COVID-19 symptoms.

#### 4.3.2. Communication

**4.3.2.1. Vendor Communications.** Staff arranging the work of outside vendors are responsible for communicating expectations of vendors regarding COVID-19 safety and documenting that this communication occurred.

- 4.3.2.2. Other Stakeholder Communications.** The COVID-19 Safety Coordinator is responsible for arranging and documenting COVID-19 safety communications with customers, visitors, and other stakeholders (e.g., visitor safety guidelines document). This may be done through postings, email notifications, social media, or other means as deemed appropriate.

#### **4.4. Correction of COVID-19 Hazards**

**Inspections.** Supervisors are responsible for regularly evaluating their work areas and operations for compliance with safe work practices and to correct deficiencies identified. This occurs on a continuous basis as part of ongoing operations and is formally documented the inspection form provided in Appendix D. Completed inspection forms are provided to the COVID-19 Safety Coordinator.

**Review.** The COVID-19 Safety Coordinator is responsible for reviewing and archiving inspection records and to confirm that noted deficiencies have been corrected. Inspection records are maintained per the Injury and Illness Prevention Program..

#### **4.5. Medical Considerations**

The global safety practice documents include provisions that address screening employees for symptoms and identifying employees at risk for greater illness susceptibility and severity. Specific protocols regarding how these and other medical issues related to COVID-19 in the workplace will be addressed, along with related legal and human resources issues. Symptoms may appear 2-14 days after exposure to the virus. A licensed physician should be consulted if more specific medical monitoring, screening, or management protocols are needed. See the glossary for symptom list.

##### **4.5.1. COVID-19 Testing**

- 4.5.1.1.** Employees may consult Human Resources for available COVID-19 testing sites.
- 4.5.1.2.** Testing is provided at no cost to symptomatic or suspected close contact within the workplace employees during regular working hours.
- 4.5.1.3.** COVID-19 viral testing results must be communicated to the Safety Coordinator. Positive tests will trigger the Case Response protocol (see Appendix E).

##### **4.5.2. Identification and Tracing of Contacts.**

- 4.5.2.1.** As part of the routine COVID-19 symptomatic and outbreak testing plan, training for supervisory staff will be provided to conduct contact tracing.
- 4.5.2.2.** In addition to the Case Response Protocol and screening procedures, the following items may also be utilized to facilitate Contact Tracing:
  - Daily maintenance and updates of all Staff work schedules (to include locations and prolonged contact interactions)
  - Vendor monitoring and tracking of all employee work locations and prolonged contact interactions
  - Online reservation systems and non-contact logs for visitors

### **4.5.3. General Health & Wellness**

- 4.5.3.1.** Employees are encouraged to contact their medical providers for routine health maintenance and optimize their physical health and medications.

### **4.5.4. Identification of High-Risk Individuals**

- 4.5.4.1.** The current guidance regarding individuals at higher-risk for severe illness from COVID-19 are posted at the CDC website. If an employee, visitor or vendors feels that they may be at higher risk, they should contact their medical provider for recommendations.
- 4.5.4.2.** High-Risk employees and or employees requesting accommodation shall contact the Human Resources Department.

### **4.5.5. Exclusion of COVID-19 cases.**

- 4.5.5.1.** In an effort to limit transmission of COVID-19 on site, all employees, visitors and vendors are required to conduct a daily symptom check prior to arriving on site.
- 4.5.5.2.** If an individual fails to pass the symptom screening they will not be permitted to return to the site unless the following criteria are met:
- At least 24 hours have passed since a fever of 100.4 or higher has resolved without the use of fever-reducing medications;
  - COVID-19 symptoms have improved; and
  - If an antigen test is performed on or after day 5 with a negative result the individual may return on or after day 6; If testing is not performed or unable to be performed the individual may return after at least 10 days have passed since COVID-19 symptoms first appeared.
- 4.5.5.3.** COVID-19 cases who tested positive but never developed COVID-19 symptoms shall not return to the site until a minimum of 5 days have passed since the date of specimen collection of their first positive COVID-19 test. Or if tested using an antigen test on or after day 5 may return on or after day 6 with a negative test result. If unable to test or testing positive on day 5 or after continue isolation until after day 10 and until symptoms are resolving. Wear a well-fitting mask around others for a total of 10 days following positive test results
- 4.5.5.4.** A negative COVID-19 test is not required for an employee to return to work or for vendors or visitors to return to the site.
- 4.5.5.5.** If an order to isolate or quarantine is issued by a local or state health official, the person may not return to the site until the period of isolation or quarantine is completed or the order is lifted. If no period was specified, then the period shall be 10 days from the time the order to isolate was effective, or 10 days from the time the order to quarantine was effective.
- 4.5.5.6.** Employees, vendors or visitors with COVID-19 exposure may return to the site based upon current CDPH guidelines for isolation and quarantine based upon vaccination status.
- 4.5.5.7.** For unvaccinated employees excluded from work due to known or suspected exposure or case and otherwise able and available to work, the CLPCCD shall continue and maintain the employee's earnings, seniority, and all other employee rights and benefits, including the employee's right to their former job



status, as if the employee had not been removed from their job. Employee sick leave benefits may be used for this purpose.

## 5. Case Response

A case response protocol is enacted to help mitigate potential risk of COVID-19 transmission upon discovery of a COVID-19 case potentially impacting facilities, employees, or other stakeholders (a.k.a., COVID-19 case incident). The case response protocol is detailed in the "Case Response Form" (see Appendix F), which guides specific actions to take and information to document related to different types of COVID-19 case incidents. The protocol is summarized below:

1. Upon learning of COVID-19 case incident, area/operation supervisors are responsible for initiating the Case Response Form.
2. Supervisors gather incident information and take immediate response actions per the form. These actions involve addressing the subject case, potentially exposed persons, and the impacted environment.
3. The COVID-19 Safety Coordinator, after being notified by the area/operation supervisor, takes ownership of the form and conducts a more detailed incident assessment and response per the form. This includes additional follow-up direction to the supervisor on potentially exposed persons, communication with concerned stakeholders via the site administrator, and implementation of the area/operation specific COVID-19 safe practices. The COVID-19 Safety Coordinator conducts these actions working in conjunction with Human Resources, the area/operation Supervisor and outside environmental health consultants as needed.
4. The COVID-19 Safety Coordinator manages the case response protocol until the subject environment has been properly addressed and all identified potentially exposed persons have been cleared to return to the area/operation.
5. The COVID-19 Safety Coordinator compiles the completed and signed case response form, along with all associated documentation, and retains these materials for recordkeeping purposes.

# Appendix A

## Contacts and Resources



**Chabot Las Positas Community College District  
COVID-19 Safety Plan:  
Contacts & Resources**

**COVID-19 Safety Coordinator**

Name	Department/Title	Phone	Email
Owen Letcher	Facilities & Operations	925-485-5277	oletcher@clpccd.org

**Core COVID-19 Safety Team**

Name	Department/Title	Phone	Email
Nan Ho	LPC Math & Science - Dean	925-424-1182	nho@laspositascollege.edu
Don Carlson	CC Applied Technology - Dean	510-723-6653	dcarlson@chabotcollege.edu
Amy Mattern	LPC Arts & Humanities Dean	925-424-1382	amattern@laspositascollege.edu
Matt Kritscher	CC Vice President of Student Services	510-723-6743	mkritscher@chabotcollege.edu
Walt Blevins	Director of Maintenance & Operations	707-337-0506	wblevins@clpccd.org

**Notes**

- Team Meetings—Bi-Weekly on Thurs @ 9:00 am (Zoom). SLT Meeting Weekly on Mon @ 10:30 am

**Extended COVID-19 Safety Team**

Name	Department/Title	Phone	Email
Art Valencia	Custodial Supervisor	510-453-0209	avalencia@clpccd.org
Donna Alaoen	Executive Assistant to VC Facilities	925-485-5234	dalaoen@clpccd.org
Dale Wagoner	CC Vice President of Administrative Services	510-723-6626	dwagoner@chabotcollege.edu
Kristina Whalen	LPC Vice President of Academic Services	925-424-1103	kwhalen@laspositascollege.edu
Jamal Cooks	CC Language Arts – Dean	510-723-6805	jcooks@chabotcollege.edu
Mujeeb Dadgar	Public Relations, Marketing and Government Relations	925-485-5211	mdadgar@clpccd.org
Wyman Fong	Vice Chancellor of Human Resources	925-485-5261	wfong@clpccd.org
David Betts	Director, Employee & Labor Relations	925-485-5513	dbetts@clpccd.org

**Notes**

- Team Meetings-Weekly on Thur @ 9:00 am (Zoom).

**Internal Team Resources**

<b>Safety Practices Location</b>	<a href="http://districtazure.clpccd.org/urgentalerts/index.php">http://districtazure.clpccd.org/urgentalerts/index.php</a>
<b>Environmental Health Consultant</b>	Forensic Analytical Consulting Services ( <a href="http://www.forensicanalytical.com">www.forensicanalytical.com</a> ) Madeleine Rebullida o. 510-266-4600 ♦ d. 510-330-6026 ♦ <a href="mailto:mrebullida@forensicanalytical.com">mrebullida@forensicanalytical.com</a>
<b>Cleaning/Disinfection Contractor</b>	CLPCCD Custodial Staff – Art Valencia <a href="mailto:avalencia@clpccd.org">avalencia@clpccd.org</a> c 510-453-0209

### Local Public Health Department Contacts

<b>Alameda County</b>	<a href="https://covid-19.acgov.org/index.page">https://covid-19.acgov.org/index.page</a>
-----------------------	---

### Key Guidance & References

<b>CDC (Centers for Disease Control)</b>	Main: <a href="https://www.cdc.gov/coronavirus/2019-ncov/index.html">https://www.cdc.gov/coronavirus/2019-ncov/index.html</a> Industry Guidance: <a href="https://www.cdc.gov/coronavirus/2019-ncov/community/guidance-business-response.html?CDC_AA_refVal=https%3A%2F%2Fwww.cdc.gov%2Fcoronavirus%2F2019-ncov%2Fspecific-groups%2Fguidance-business-response.html">https://www.cdc.gov/coronavirus/2019-ncov/community/guidance-business-response.html?CDC_AA_refVal=https%3A%2F%2Fwww.cdc.gov%2Fcoronavirus%2F2019-ncov%2Fspecific-groups%2Fguidance-business-response.html</a>
<b>California</b>	Main: <a href="https://covid19.ca.gov/">https://covid19.ca.gov/</a> Industry Guidance: <a href="https://covid19.ca.gov/industry-guidance/">https://covid19.ca.gov/industry-guidance/</a> Cal/OSHA: <a href="https://www.dir.ca.gov/dosh/coronavirus/Health-Care-General-Industry.html">https://www.dir.ca.gov/dosh/coronavirus/Health-Care-General-Industry.html</a>
<b>Back to Work Safely</b>	<a href="https://www.backtoworksafely.org/">https://www.backtoworksafely.org/</a>

# **Appendix B**

## **Critical Supply List**



## COVID-19 Safety Plan: Critical Supply List

Item	Specification	Management Notes	Updated
Hand Sanitizer	At least 60% isopropyl alcohol.	CAL OES Supplies received	5/2/2022
Gloves	Various sizes of latex, rubber, and poly gloves		5/2/2022
KN-95 and KF-94 Face Coverings	Multi-layer ear loop design masks	Direct order	5/2/2022
Cloth Face Coverings	Woven fabric	CAL OES Supplies received	5/2/2022
Procedure Masks	Disposable masks	CAL OES Supplies received	5/2/2022
N-95 Respirator Masks	N-95 Particulate Respirator	Direct Order	5/2/2022
Reusable Face Shields	Clear face shield with adjustable head strap	CAL OES Supplies received	5/2/2022
Non-Contact Infrared Thermometer		CAL OES Supplies received	5/2/2022

# Appendix C

## Inventory of Safe Practices



## COVID-19 Safety Plan: Inventory of Safe Practices

Safe practices files are located at <https://facsinc.egnyte.com/fl/4QLZFHSCtX>.

### Chabot Community College

Category	Safe Practice Title	Revised
Global	General Practices for All	5/3/2022
Forms	Inspection Form	5/2/2022
Forms	Case Response Form	1/25/2022
Public General	Safe Work Practices Zone Maps	5/2/2022

### Specific Work Area/Operation Safe Practices – CLIENT DEVELOPED

Category	Area/Operation	Safe Practice Title	Revised



# Appendix D

## Inspection Form



# Chabot Las-Positas COVID-19 Safety Plan: Inspection Form

Date: \_\_\_\_\_ Inspector: \_\_\_\_\_ Page \_\_\_\_ of \_\_\_\_

Location: \_\_\_\_\_

Q#	Question	Yes	No	n/a
1.	Are COVID-19 safety practices applicable to the area posted or otherwise available?	<input type="checkbox"/>	<input type="checkbox"/>	<input type="checkbox"/>
2.	Are each of the listed safety practices being followed?	<input type="checkbox"/>	<input type="checkbox"/>	<input type="checkbox"/>
3.	Have employees completed required COVID-19 safety training?	<input type="checkbox"/>	<input type="checkbox"/>	<input type="checkbox"/>
4.	Have modifications been made to eliminates person-to-person contact and support physical distancing (e.g., virtual technology, traffic flow indicators, seating removal)?	<input type="checkbox"/>	<input type="checkbox"/>	<input type="checkbox"/>
5.	Are people maintaining at least six feet of physical distance, or using a physical barrier?	<input type="checkbox"/>	<input type="checkbox"/>	<input type="checkbox"/>
6.	Are people practicing proper personal hygiene (e.g., frequent hand washing)?	<input type="checkbox"/>	<input type="checkbox"/>	<input type="checkbox"/>
7.	Are people using a cloth face covering or equivalent outside of personal workspaces?	<input type="checkbox"/>	<input type="checkbox"/>	<input type="checkbox"/>
8.	Are high-touch surfaces being routinely disinfected? Note frequency below.	<input type="checkbox"/>	<input type="checkbox"/>	<input type="checkbox"/>
9.	Is signage in place instructing visitors on safe practices to follow, including not entering the space if experiencing symptoms?	<input type="checkbox"/>	<input type="checkbox"/>	<input type="checkbox"/>
10.	Is an adequate supply of disinfectant and hand sanitizer available to support cleaning of work surfaces and proper personal hygiene?	<input type="checkbox"/>	<input type="checkbox"/>	<input type="checkbox"/>

Q#	Notes (Comment on deficiencies/improvements. Reference question number above.)	Action Needed?	Action Done?
		<input type="checkbox"/>	<input type="checkbox"/>
		<input type="checkbox"/>	<input type="checkbox"/>
		<input type="checkbox"/>	<input type="checkbox"/>
		<input type="checkbox"/>	<input type="checkbox"/>
		<input type="checkbox"/>	<input type="checkbox"/>
		<input type="checkbox"/>	<input type="checkbox"/>
		<input type="checkbox"/>	<input type="checkbox"/>
		<input type="checkbox"/>	<input type="checkbox"/>
		<input type="checkbox"/>	<input type="checkbox"/>
		<input type="checkbox"/>	<input type="checkbox"/>
		<input type="checkbox"/>	<input type="checkbox"/>
		<input type="checkbox"/>	<input type="checkbox"/>
		<input type="checkbox"/>	<input type="checkbox"/>
		<input type="checkbox"/>	<input type="checkbox"/>
		<input type="checkbox"/>	<input type="checkbox"/>
		<input type="checkbox"/>	<input type="checkbox"/>
		<input type="checkbox"/>	<input type="checkbox"/>
		<input type="checkbox"/>	<input type="checkbox"/>
		<input type="checkbox"/>	<input type="checkbox"/>
		<input type="checkbox"/>	<input type="checkbox"/>
		<input type="checkbox"/>	<input type="checkbox"/>
		<input type="checkbox"/>	<input type="checkbox"/>
		<input type="checkbox"/>	<input type="checkbox"/>

# Appendix E

## Case Response Form



## STAFF OR STUDENT INITIAL REPORT

### Instructions:

The purpose of this form is to provide direction and documentation to take action to help mitigate potential risk of COVID-19 transmission upon learning of a known or suspected COVID-19 case potentially impacting facilities, employees, students, or other stakeholders.

#### Process for Faculty and Instructional Staff

ALL pages completed by either (A) the Dean with assistance from the instructional faculty member (for student reported cases), or (B) by the reporting immediate supervisor staff member (for staff cases). Once complete, the supervisor or dean will submit to the College Vice President, President and COVID-19 Safety Coordinator. The instructor and the student shall remain in contact (via phone or email), and the supervisor and the dean shall remain in contact to determine next steps and provide or receive further information

#### Process for Non-Instructional Staff

Complete ALL pages, the supervisor shall review and submit to the College Vice President, President and COVID-19 Safety Coordinator. The reporting staff member shall keep in contact with the supervisor to determine next steps and provide or receive further information.

#### Provide the following link to known or suspected case:

[COVID-19 Quarantine and Isolation | CDC](https://www.cdc.gov/quarantine/)

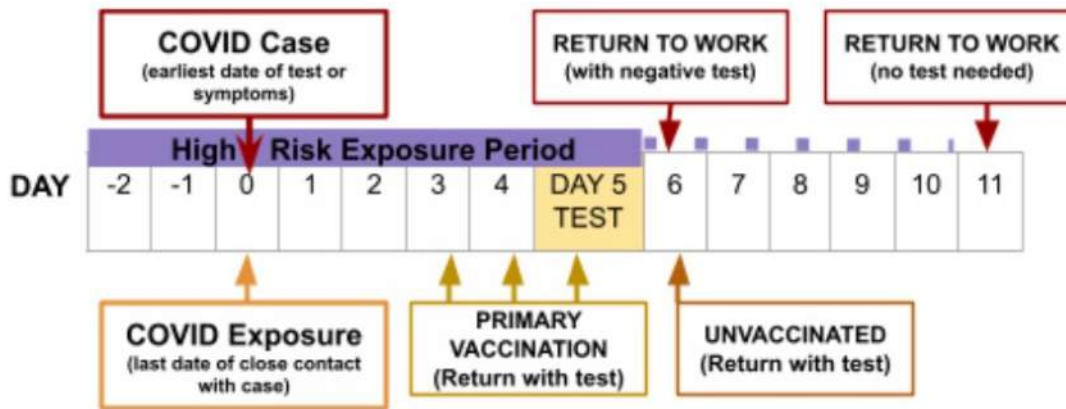
### Key Definitions

**Symptoms or Positive Test --Known or Suspected Case.** For purposes of this plan, a known or suspected case is someone who has COVID-19 symptoms or who has tested positive for COVID-19, unless otherwise determined (e.g., medical professional). A negative test does not necessarily mean that a person does not have COVID-19.

**Exposure --Exposure/Close Contact.** Use this definition to identify a qualifying case. If person's reported exposure does not meet these criteria, it is likely NOT reportable, reach directly to the COVID-19 Safety Coordinator for clarification.

- Within six feet of a COVID-19 case for a cumulative total of 15 minutes or greater in any 24-hour period during with the "high-risk exposure period"
  - Exposure period for COVID-19 cases with symptoms starts two days before they first develop symptoms and continues until all of the following are true:
    - 10 days have passed since symptoms first appeared
    - 24 hours have passed with no fever, without the use of fever-reducing medications
    - Symptoms have improved.
  - Exposure period for COVID-19 cases who never develop COVID-19 symptoms starts two days before the specimen for their first positive test for COVID-19 *was collected* and continues until they are cleared from isolation
- Applies to time/distance *with or without* the use of face coverings (exceptions only for fit-tested respirators)
- Transmissions *may* occur in less time with large viral exposure.

**Secondary Exposure** – Contact with a person who was only identified as an **Exposure** per the prior definition - NOT a reportable qualifying case. Employees/Students may attend class/work without modification.



**Unvaccinated (even if prior infection) QUARANTINE:** Test Day 5, return Day 6 if negative  
**Primary Vaccination (eligible for booster but NOT boosted) QUARANTINE:** Test Day 3-5, return as soon as negative result available  
**Up-To-Date Vaccination (primary vaccines + booster if eligible) NO QUARANTINE:** Test on Day 5

**Employee/Faculty/Supervisors:** If reporting person is present on campus and needs emergency care, ask others to leave the area and dial 911. If reporting person does not need emergency care and has a vehicle on campus, please have them wear a mask and go to their vehicle. If they do not have private transportation, have the person go to an isolated outdoor space or private room with closed door. **Incident Information interview should take place over the phone.** Complete ALL pages. Use Attachment A to record any additional information or detail.

Incident Information			
Area/Dept:			
Supervisor:			Report Date:
Subject Person:			Employee? <input type="checkbox"/> Student/Visitor? <input type="checkbox"/>
Phone/Email:			
Is the person reporting <b>Exposure</b> to a person with COVID or symptoms?	<input type="checkbox"/> Yes <input type="checkbox"/> No	What date(s) of exposure:	
Is the person reporting <b>their own Symptoms</b> or <b>Positive Test</b> ?	<input type="checkbox"/> Yes <input type="checkbox"/> No	What was first date of symptoms or date of positive test result (whichever is earlier):	
		What date(s) was the person on-site, starting 2 days before the first symptoms or positive test?	
Is the person reporting <b>FULLY VACCINATED</b> (at least 14 days past full COVID-19 vaccination)?	<input type="checkbox"/> Yes, Date of final/2 <sup>nd</sup> injection: _____ <input type="checkbox"/> No <input type="checkbox"/> Declined to state (follow same protocol as "no")		
Does the Reporting person have a <b>BOOSTER</b> (2 months after J&J, 5 Months after Moderna or Pfizer)	<input type="checkbox"/> Yes, Date of BOOSTER: _____ <input type="checkbox"/> No <input type="checkbox"/> Declined to state (follow same protocol as "no")		
Has the person reporting had COVID within 90 days?	<input type="checkbox"/> Yes <input type="checkbox"/> No	If "yes", list date of symptom onset/positive test result (whichever is earlier):	

Vaccinations are considered "up-to-date" AFTER a full primary vaccination AND a booster, if booster eligible (over 18 and 2 months after J&J, or 5 months after Moderna/Pfizer).

Immediate Response	Done
<p>Note: Immediate response actions are interim until a more detailed assessment is performed. If uncertainties arise, actions should err on the side of being more protective of people's health.</p>	
<p>1. <b>Subject Response: <u>Symptoms</u> or <u>Positive Test</u>.</b> Have them go home (or stay home) and get tested ASAP. If reporting person does not need emergency care and has a vehicle on campus, please have them wear a mask and go directly to their vehicle. If they do not have private transportation, have the person go to an isolated outdoor space or private room with closed door. Be aware that the case may need assistance in arranging transport home or to a healthcare provider. Tell them to follow guidance from the CDC on what to do (<a href="https://www.cdc.gov/coronavirus/2019-ncov/if-you-are-sick/index.html">https://www.cdc.gov/coronavirus/2019-ncov/if-you-are-sick/index.html</a>). If they are an employee, tell them that they may contact Human Resources for further information regarding benefits.</p>	<input type="checkbox"/>
<p>2. <b>Subject Response:</b> Person is reporting <u>Exposure</u>. If NOT fully vaccinated (and boosted if eligible), have the person go home or stay home. Tell them to follow guidance from the CDC on what to do (<a href="https://www.cdc.gov/coronavirus/2019-ncov/if-you-are-sick/index.html">https://www.cdc.gov/coronavirus/2019-ncov/if-you-are-sick/index.html</a>). If they are an employee, tell them that they may contact Human Resources for further information regarding benefits, proceed to step 3.</p>	<input type="checkbox"/>
<p>3. <b>Notify the COVID-19 Safety Coordinator:</b> Do not share the identity of the person involved with any other parties except Human Resources.</p>	<input type="checkbox"/>
<p>4. <b>LIST on next page other Close Contacts to person with <u>Symptoms</u> or <u>Positive Test</u>*</b>                      *If the subject person is reporting <u>Exposure</u>, then no action is needed.</p> <ul style="list-style-type: none"> <li><input type="checkbox"/> Record the names of persons all people meeting the definition of close contact/exposed to the subject person</li> <li><input type="checkbox"/> Fully Vaccinated (and boosted if booster eligible) close contacts must be notified within 1 business day of a <u>Positive Test</u> and must do daily symptom checks but may continue to work/attend school normally if symptom-free.</li> <li><input type="checkbox"/> Close contacts of a <u>Positive Test</u> who are NOT up to date with vaccination (full vaccination + booster if eligible) must be notified ASAP and go home and quarantine at home and may not return to work until a negative test taken at least 3 days after contact. Unvaccinated with a negative test on day 5 may return to work on days 6. Tell them to follow guidance from the CDC on what to do (<a href="https://www.cdc.gov/coronavirus/2019-ncov/if-you-are-sick/quarantine-isolation.html">https://www.cdc.gov/coronavirus/2019-ncov/if-you-are-sick/quarantine-isolation.html</a>). If they are an employee, tell them that they may contact Human Resources for further information regarding benefits.</li> </ul>	<input type="checkbox"/>
<p>5. <b>Address Indoor Areas occupied WITHIN LAST 24 HOURS <u>for more than 15 minutes</u> by a person with <u>Symptoms</u> or <u>Positive Test</u>*</b>                      *If the person is only reporting an <u>Exposure</u>, then no action is needed.</p> <ul style="list-style-type: none"> <li><input type="checkbox"/> Close private office, classroom, or other indoor areas that have been occupied for more than 15 minutes by the person within the last 24 hours. If possible, open windows before closing door. Post sign with time and date that reflects 24 hours since the case was last in that space.</li> <li><input type="checkbox"/> If area, material, or equipment is indoors and MUST be used by another employee within 24 hours, it must be disinfected prior to use.</li> <li><input type="checkbox"/> If 24-72 hours have passed since the area was occupied by a COVID-19 positive individual, perform routine cleaning.</li> <li><input type="checkbox"/> If more than 72 hours have passed since area was occupied by a COVID-19 positive individual, continue normal cleaning schedule, do not need a special cleaning.</li> </ul>	<input type="checkbox"/>
<p>6. <b>Additional assessment.</b> Work with the COVID-19 Safety Coordinator to complete a more detailed assessment of the incident.</p>	<input type="checkbox"/>
<p>7. <b>Notification to Campus Worksite Needed: YES / NO</b></p>	<input type="checkbox"/>

**CLOSE CONTACT/EXPOSURE LIST** (if person reporting **Symptoms** or **Positive Test**)\*

\*If the person is only reporting an **Exposure**, then this form IS NOT needed.

**Instructions:** List anyone on campus who was within six feet of the person for a cumulative total of 15 minutes or greater in any 24-hour period DURING the “high-risk exposure period”

**High Risk Exposure Period Calculation:**

**EARLIEST** date the person either had Symptoms OR had Positive Test \_\_\_\_\_

High risk period is \_\_\_\_\_ TO \_\_\_\_\_  
 2 days before 5 days with negative test, 10 days without

Area/Operation:			Report Date:		
ID#	Date of Most Recent Exposure	Approx Minutes Exposed	Person (last/first). List role/entity if not an employee.	Vaccination Status* <input type="checkbox"/> Up-To-Date (UTD) <input type="checkbox"/> Primary (P) <input type="checkbox"/> None/Incomplete (N)	Date Cleared for Return
				<input type="checkbox"/> UTD <input type="checkbox"/> P <input type="checkbox"/> N	
				<input type="checkbox"/> UTD <input type="checkbox"/> P <input type="checkbox"/> N	
				<input type="checkbox"/> UTD <input type="checkbox"/> P <input type="checkbox"/> N	
				<input type="checkbox"/> UTD <input type="checkbox"/> P <input type="checkbox"/> N	
				<input type="checkbox"/> UTD <input type="checkbox"/> P <input type="checkbox"/> N	
				<input type="checkbox"/> UTD <input type="checkbox"/> P <input type="checkbox"/> N	
				<input type="checkbox"/> UTD <input type="checkbox"/> P <input type="checkbox"/> N	
				<input type="checkbox"/> UTD <input type="checkbox"/> P <input type="checkbox"/> N	
				<input type="checkbox"/> UTD <input type="checkbox"/> P <input type="checkbox"/> N	
				<input type="checkbox"/> UTD <input type="checkbox"/> P <input type="checkbox"/> N	
				<input type="checkbox"/> UTD <input type="checkbox"/> P <input type="checkbox"/> N	
				<input type="checkbox"/> UTD <input type="checkbox"/> P <input type="checkbox"/> N	
				<input type="checkbox"/> UTD <input type="checkbox"/> P <input type="checkbox"/> N	
				<input type="checkbox"/> UTD <input type="checkbox"/> P <input type="checkbox"/> N	
				<input type="checkbox"/> UTD <input type="checkbox"/> P <input type="checkbox"/> N	
				<input type="checkbox"/> UTD <input type="checkbox"/> P <input type="checkbox"/> N	
				<input type="checkbox"/> UTD <input type="checkbox"/> P <input type="checkbox"/> N	
				<input type="checkbox"/> UTD <input type="checkbox"/> P <input type="checkbox"/> N	
				<input type="checkbox"/> UTD <input type="checkbox"/> P <input type="checkbox"/> N	
				<input type="checkbox"/> UTD <input type="checkbox"/> P <input type="checkbox"/> N	
				<input type="checkbox"/> UTD <input type="checkbox"/> P <input type="checkbox"/> N	
				<input type="checkbox"/> UTD <input type="checkbox"/> P <input type="checkbox"/> N	
				<input type="checkbox"/> UTD <input type="checkbox"/> P <input type="checkbox"/> N	
				<input type="checkbox"/> UTD <input type="checkbox"/> P <input type="checkbox"/> N	
				<input type="checkbox"/> UTD <input type="checkbox"/> P <input type="checkbox"/> N	
				<input type="checkbox"/> UTD <input type="checkbox"/> P <input type="checkbox"/> N	
				<input type="checkbox"/> UTD <input type="checkbox"/> P <input type="checkbox"/> N	
				<input type="checkbox"/> UTD <input type="checkbox"/> P <input type="checkbox"/> N	
				<input type="checkbox"/> UTD <input type="checkbox"/> P <input type="checkbox"/> N	
				<input type="checkbox"/> UTD <input type="checkbox"/> P <input type="checkbox"/> N	
				<input type="checkbox"/> UTD <input type="checkbox"/> P <input type="checkbox"/> N	
				<input type="checkbox"/> UTD <input type="checkbox"/> P <input type="checkbox"/> N	

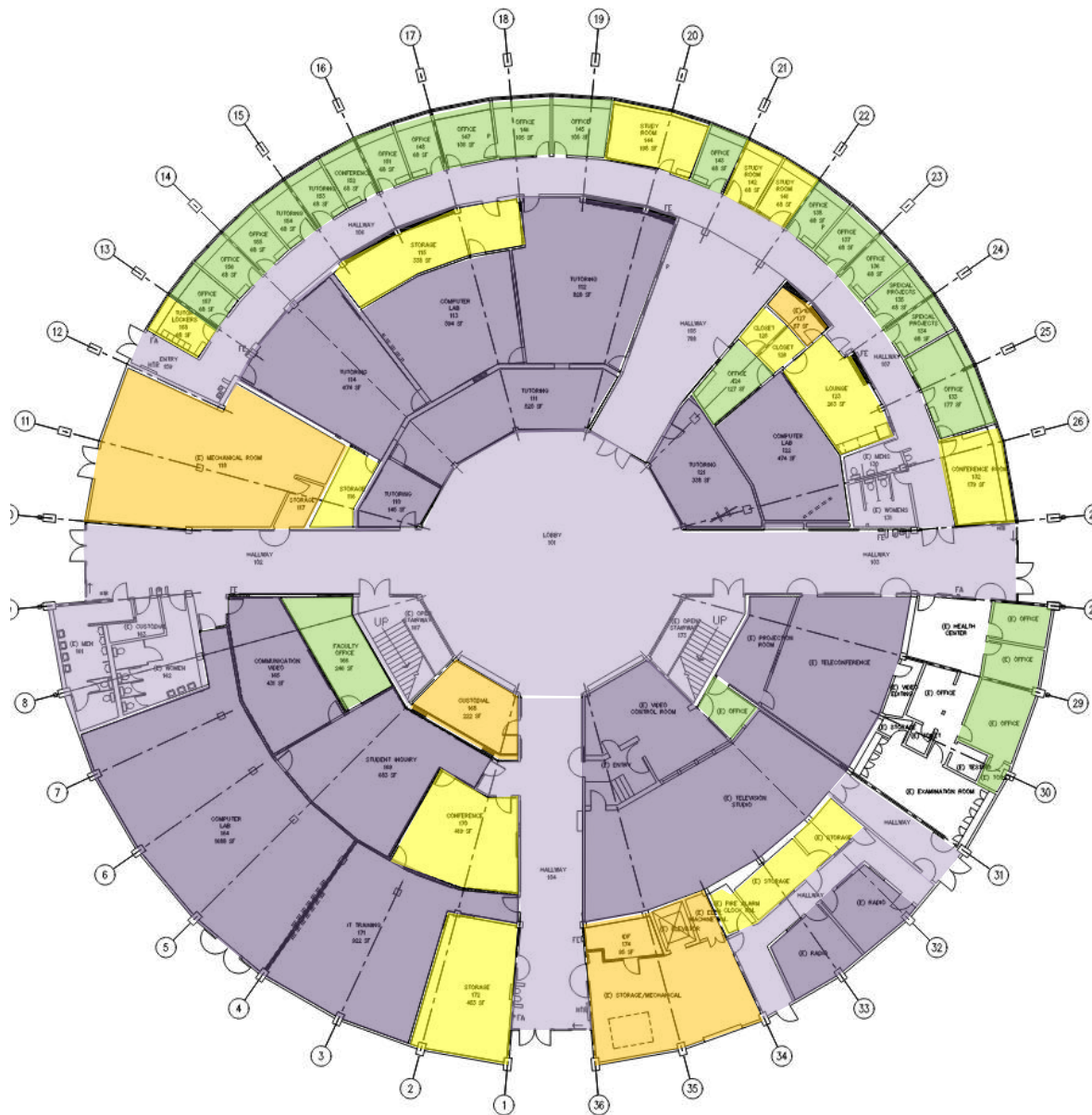
Print additional pages if needed





# Appendix F

## Safe Work Practices Zone Maps



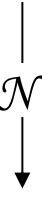
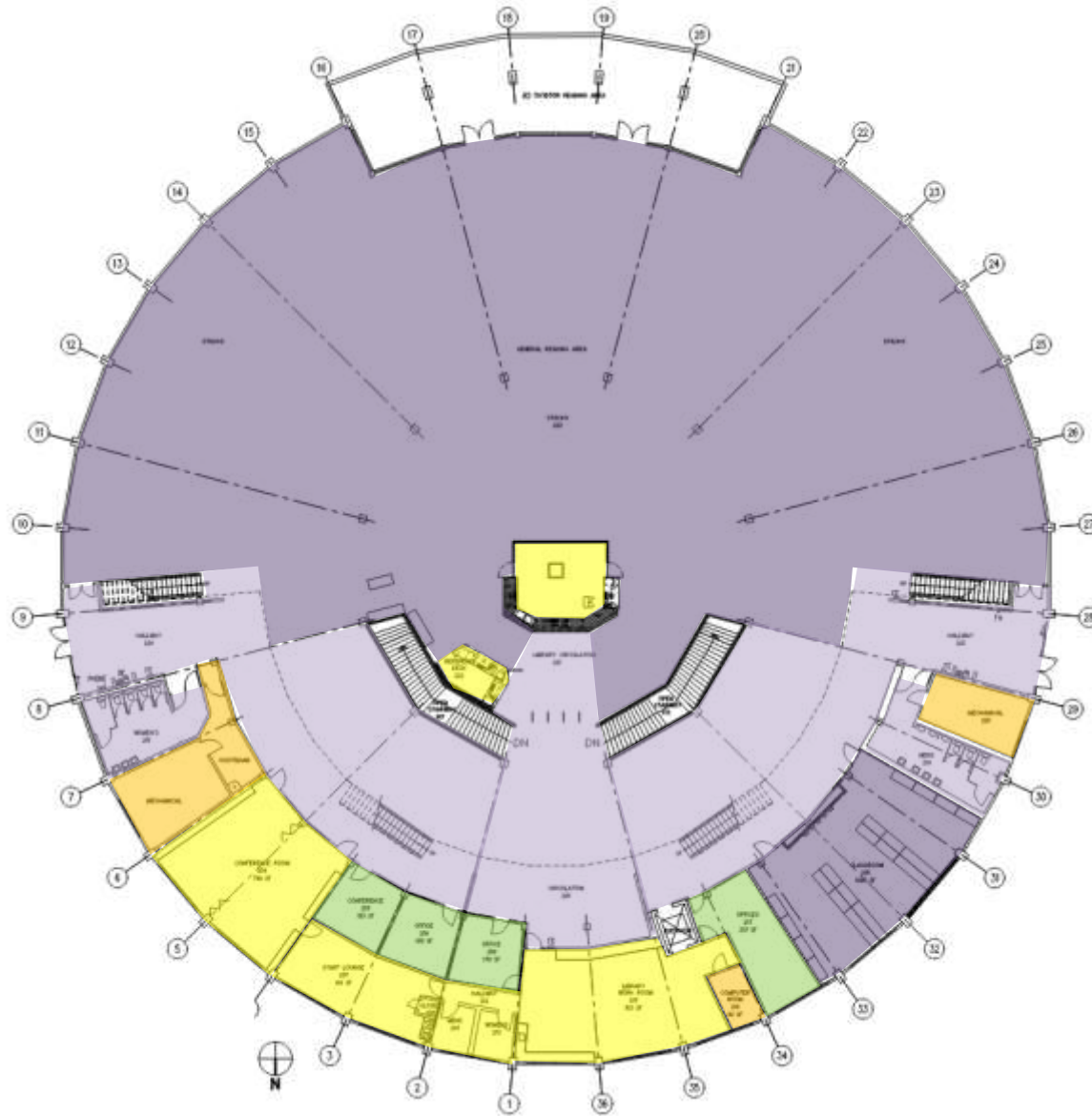
**Safe Work Practice Zones**

Chabot College – Building 100 – First Floor  
 25555 Hesperian Blvd., Hayward, CA  
 FACS #PJ48098  
 April 5, 2021

**LEGEND**

Green = staff personal spaces	Light Purple = common areas
Yellow = staff common areas	Dark Purple = public specialized areas
Orange = staff specialized areas	





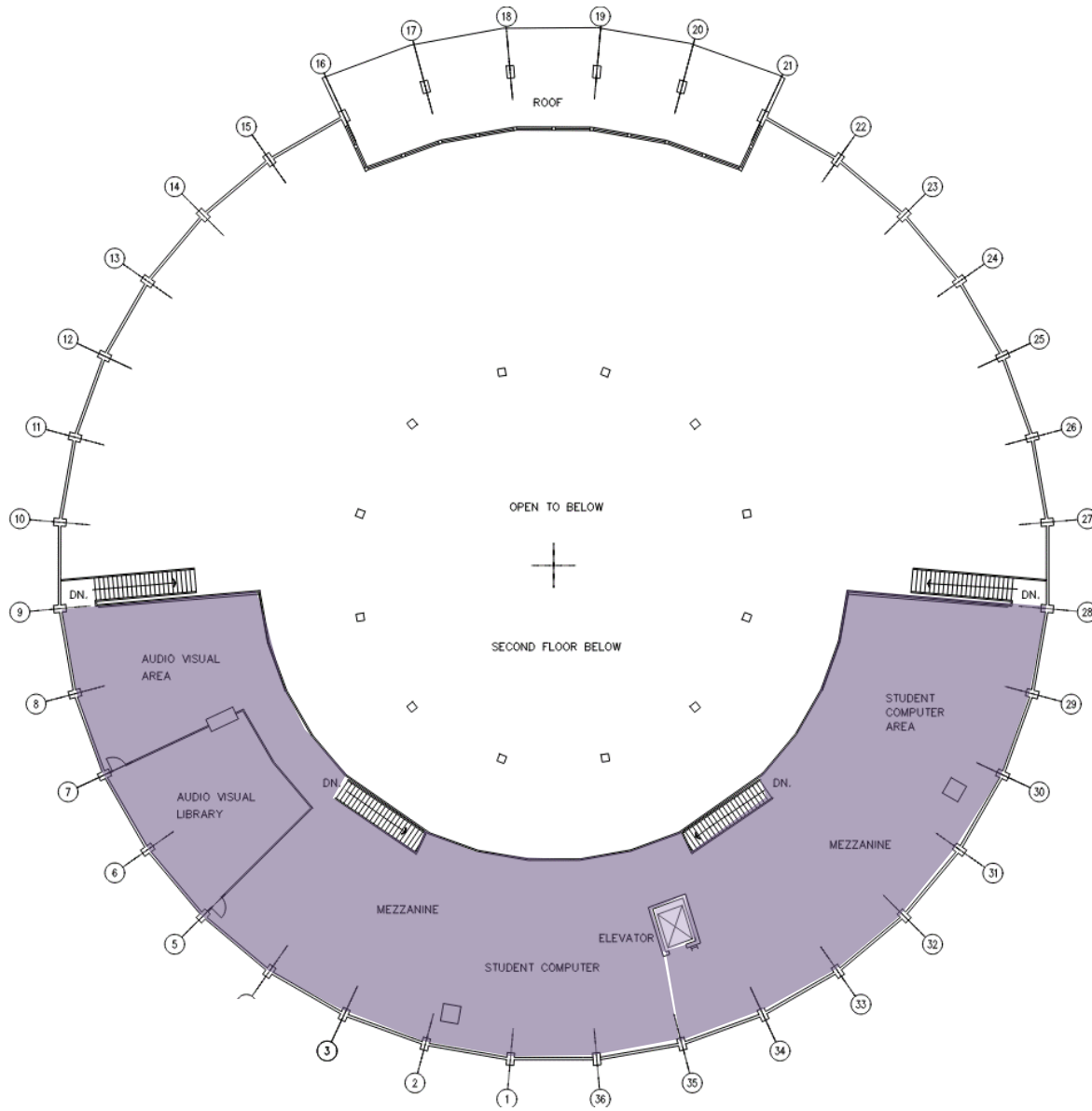
**Safe Work Practice Zones**

Chabot College – Building 100 2<sup>nd</sup> floor  
 25555 Hesperian Blvd., Hayward, CA  
 FACS #PJ48098  
 April 5, 2021

**LEGEND**

Green = staff personal spaces	Light Purple = common areas
Yellow = staff common areas	Dark Purple = public specialized areas
Orange = staff specialized areas	





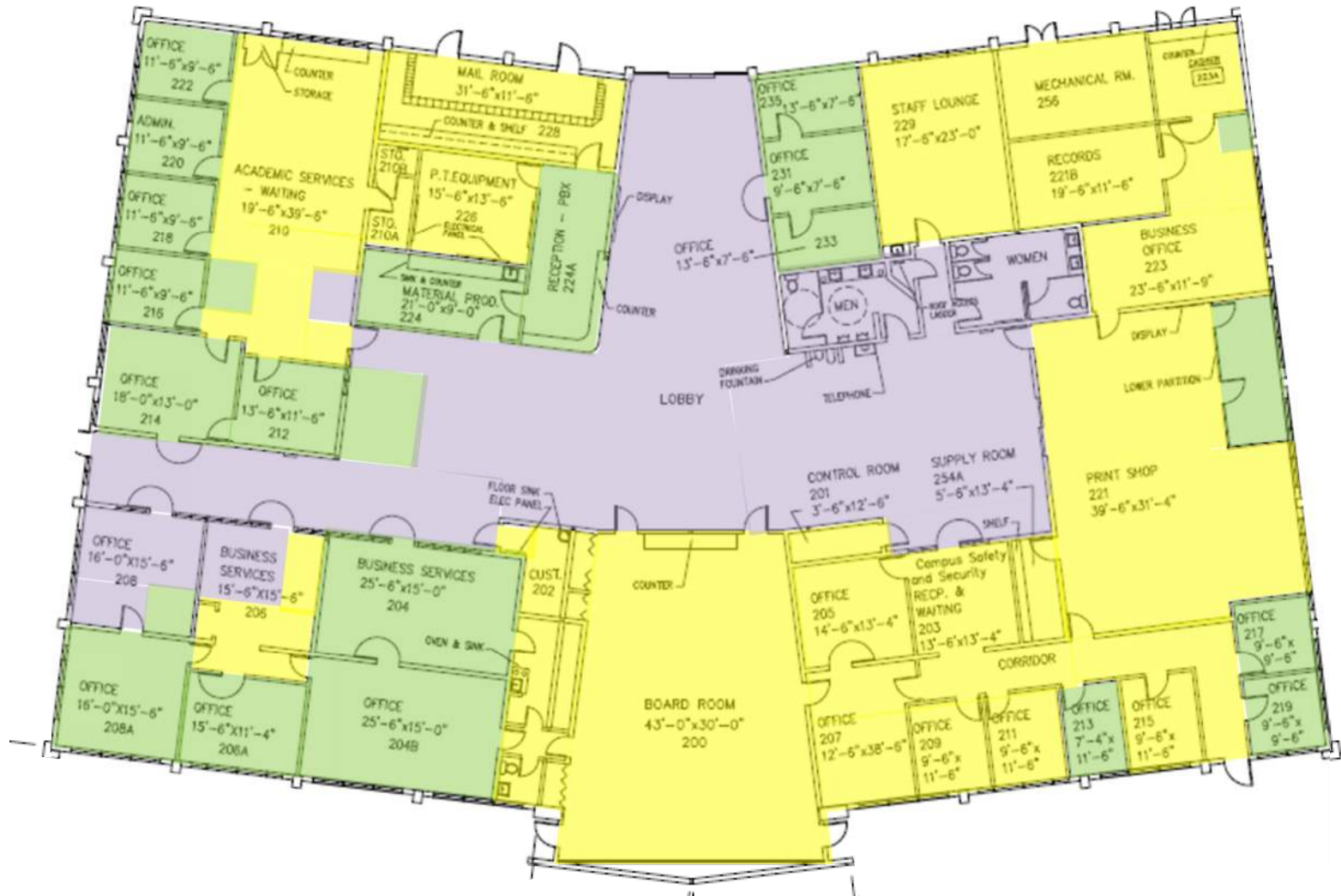
**Safe Work Practice Zones**

Chabot College – Building TBD  
 25555 Hesperian Blvd., Hayward, CA  
 FACS #PJ48098  
 April 5, 2021

**LEGEND**

Green = staff personal spaces	Light Purple = common areas
Yellow = staff common areas	Dark Purple = public specialized areas
Orange = staff specialized areas	





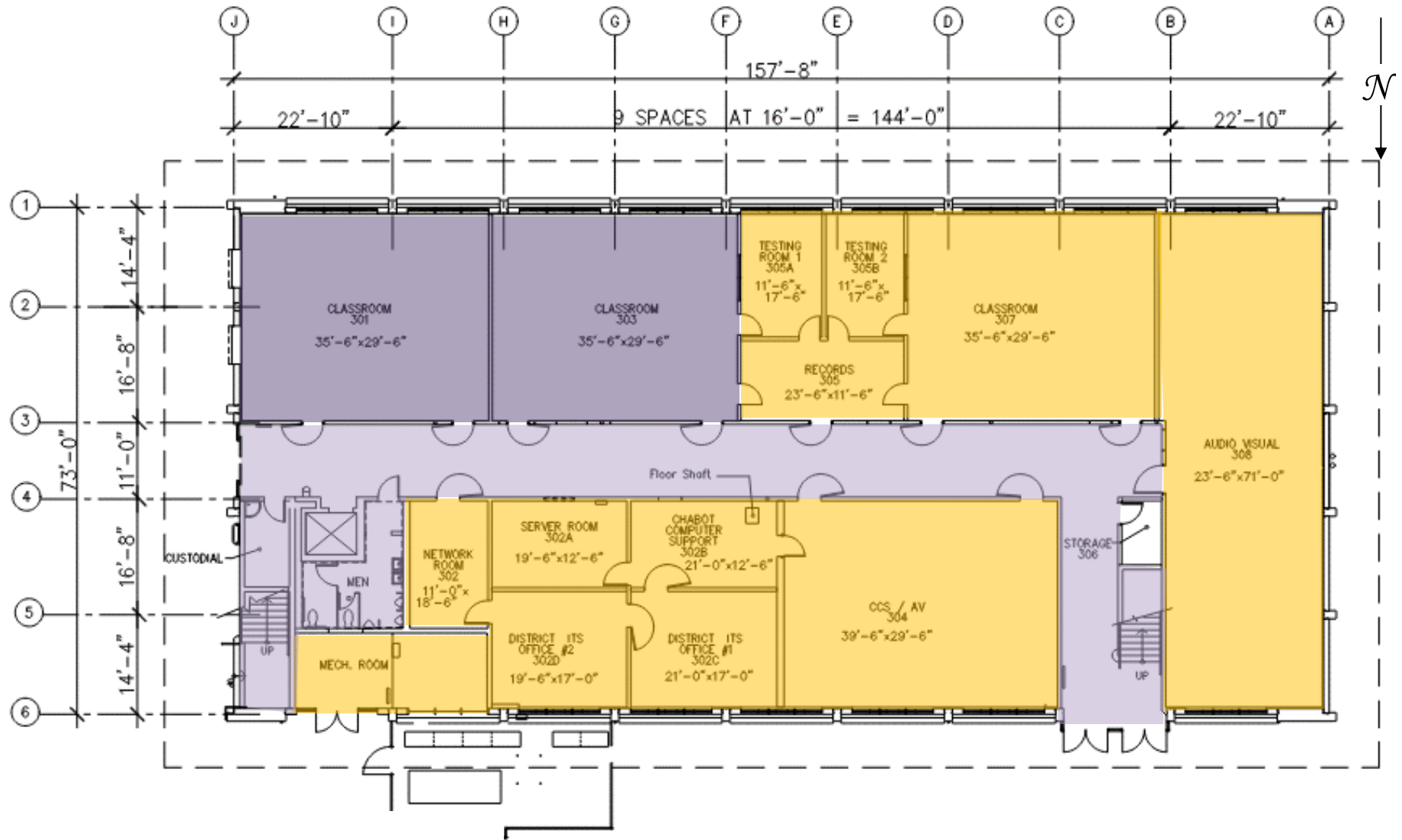
**Safe Work Practice Zones**

Chabot College – Building 200  
 25555 Hesperian Blvd., Hayward, CA  
 FACS #PJ48098  
 November 16, 2020

**LEGEND**

Green = staff personal spaces	Light Purple = common areas
Yellow = staff common areas	Dark Purple = public specialized areas
Orange = staff specialized areas	





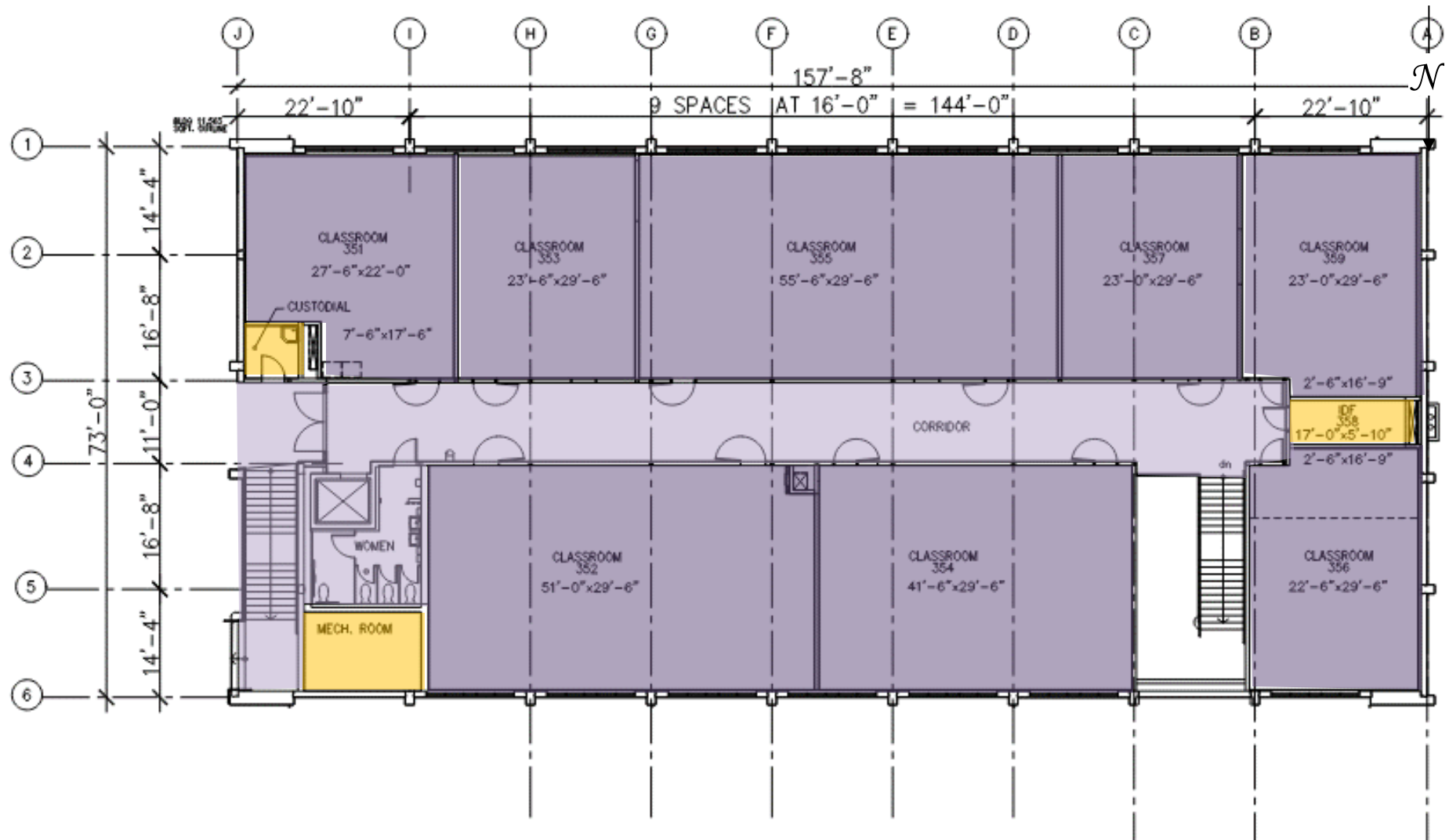
**Safe Work Practice Zones**

Chabot College – Building 300 1<sup>st</sup> Floor  
 25555 Hesperian Blvd., Hayward, CA  
 FACS #PJ48098  
 April 5, 2021

**LEGEND**

Green = staff personal spaces	Light Purple = common areas
Yellow = staff common areas	Dark Purple = public specialized areas
Orange = staff specialized areas	





**Safe Work Practice Zones**

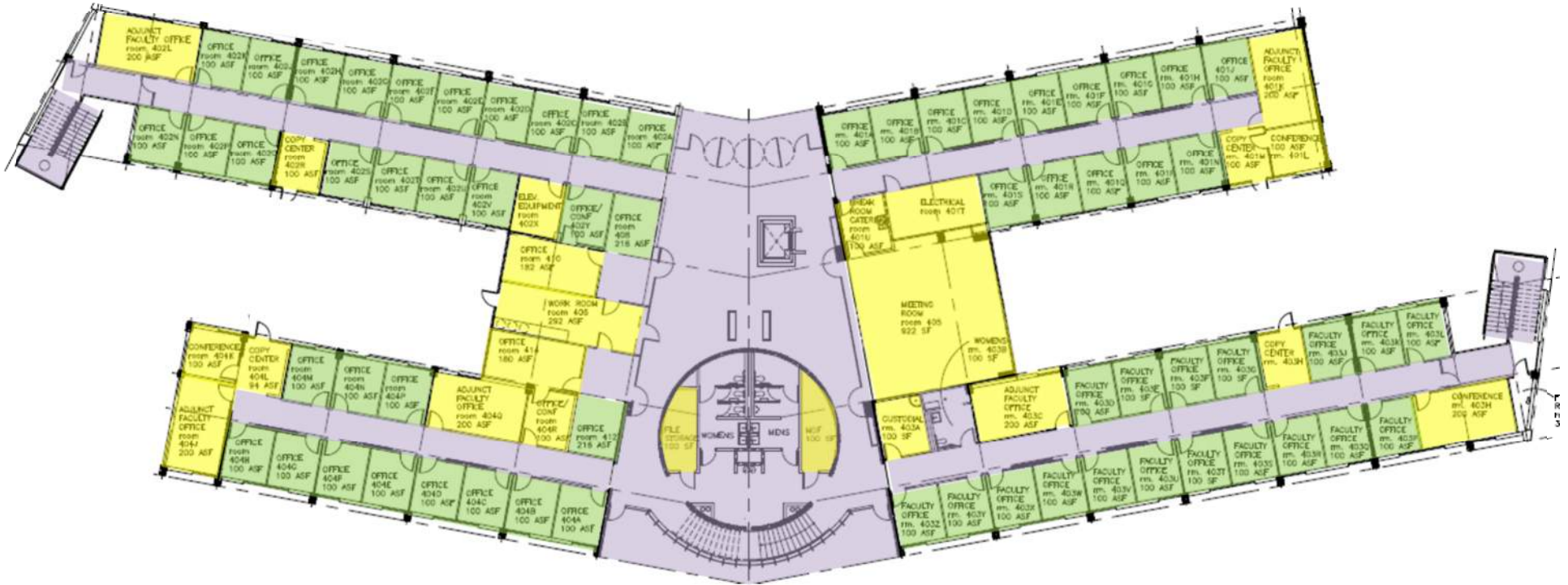
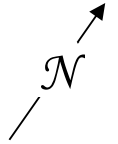
Chabot College – Building TBD  
 25555 Hesperian Blvd., Hayward, CA  
 FACS #PJ48098  
 April 5, 2021

**LEGEND**

Green = staff personal spaces	Light Purple = common areas
Yellow = staff common areas	Dark Purple = public specialized areas
Orange = staff specialized areas	



1st Floor



**Safe Work Practice Zones**

Chabot College – Building 400  
 25555 Hesperian Blvd., Hayward, CA  
 FACS #PJ48098  
 November 16, 2020

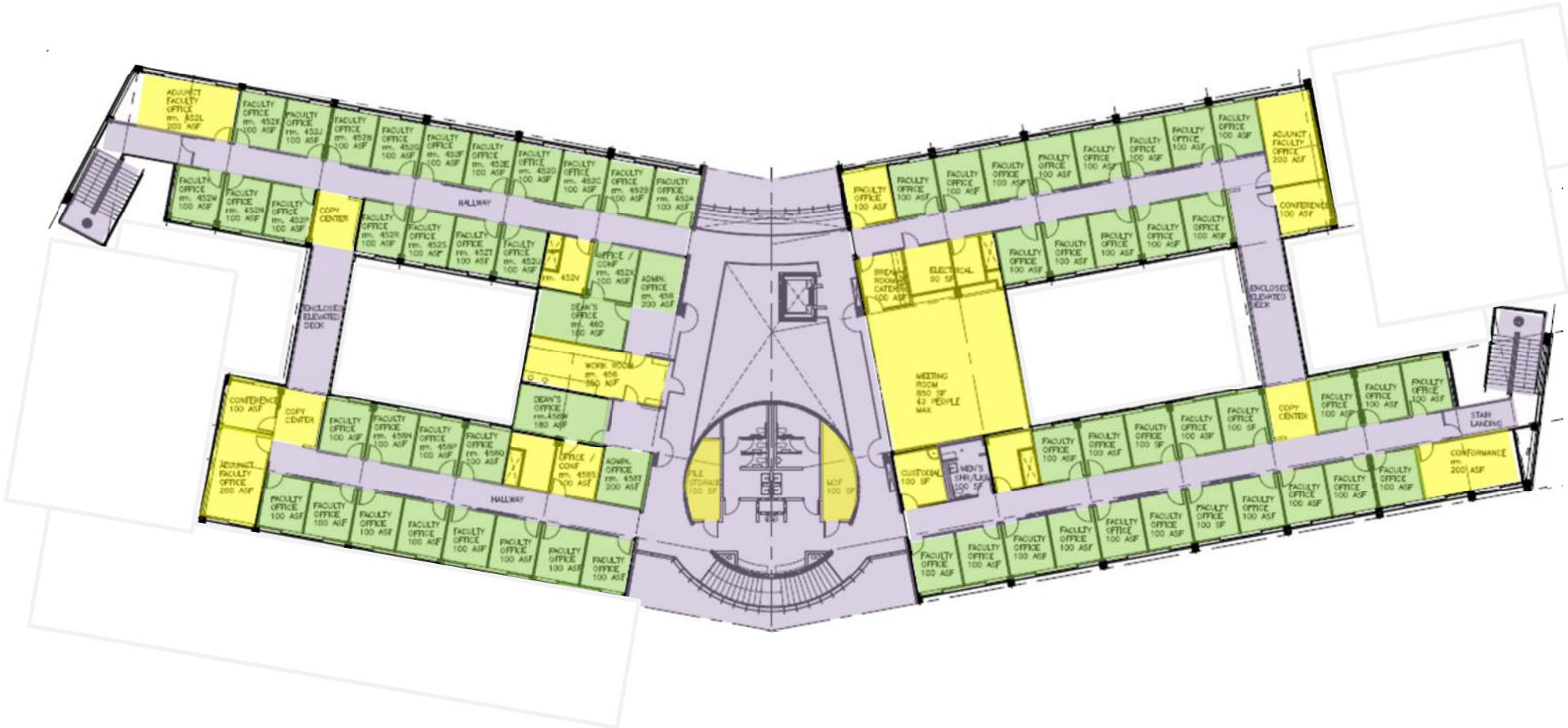
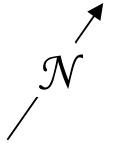
**LEGEND**

Green = staff personal spaces	Light Purple = common areas
Yellow = staff common areas	Dark Purple = public specialized areas
Orange = staff specialized areas	





## 2<sup>nd</sup> Floor



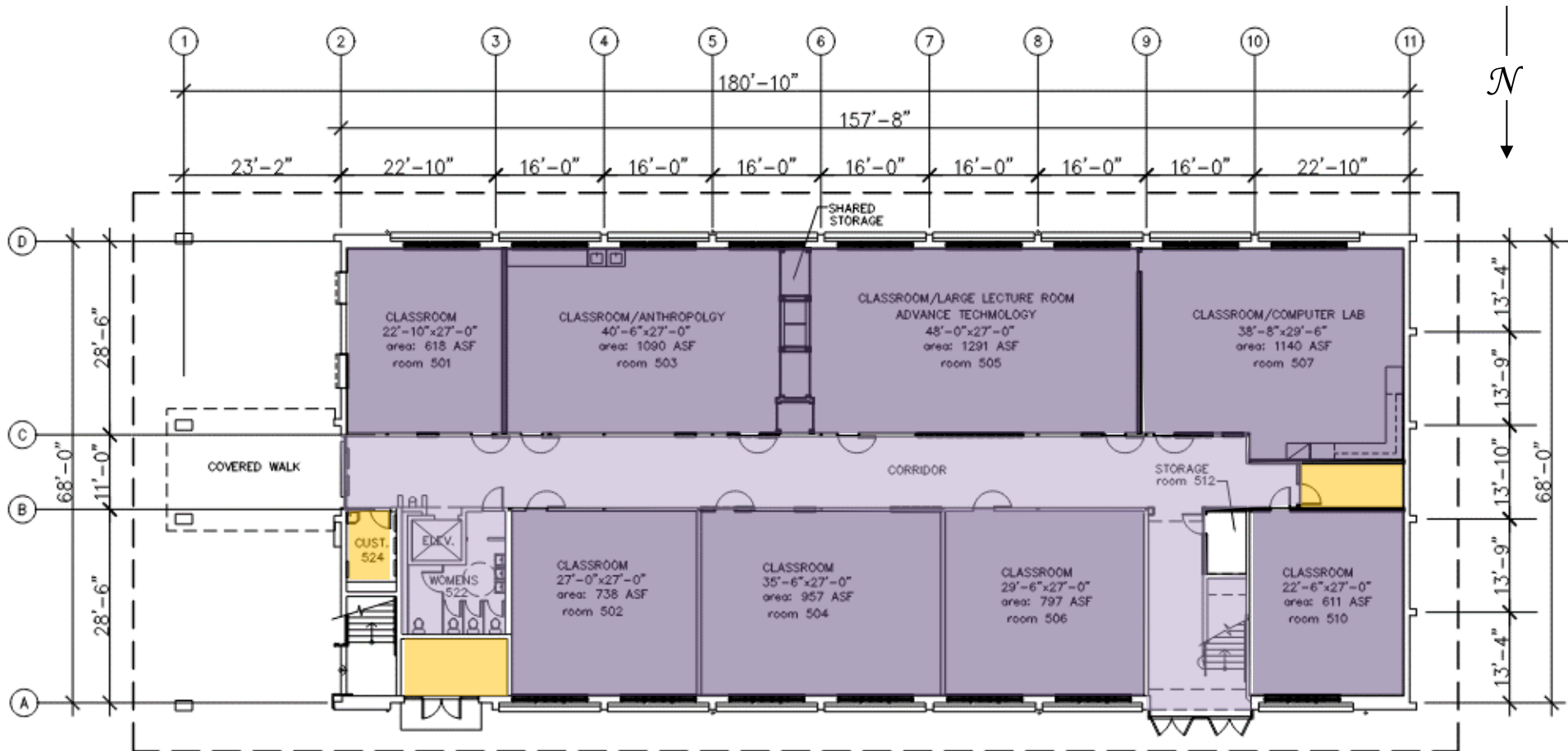
### Safe Work Practice Zones

Chabot College – Building 400  
 25555 Hesperian Blvd., Hayward, CA  
 FACS #PJ48098  
 November 16, 2020

### LEGEND

Green = staff personal spaces	Light Purple = common areas
Yellow = staff common areas	Dark Purple = public specialized areas
Orange = staff specialized areas	





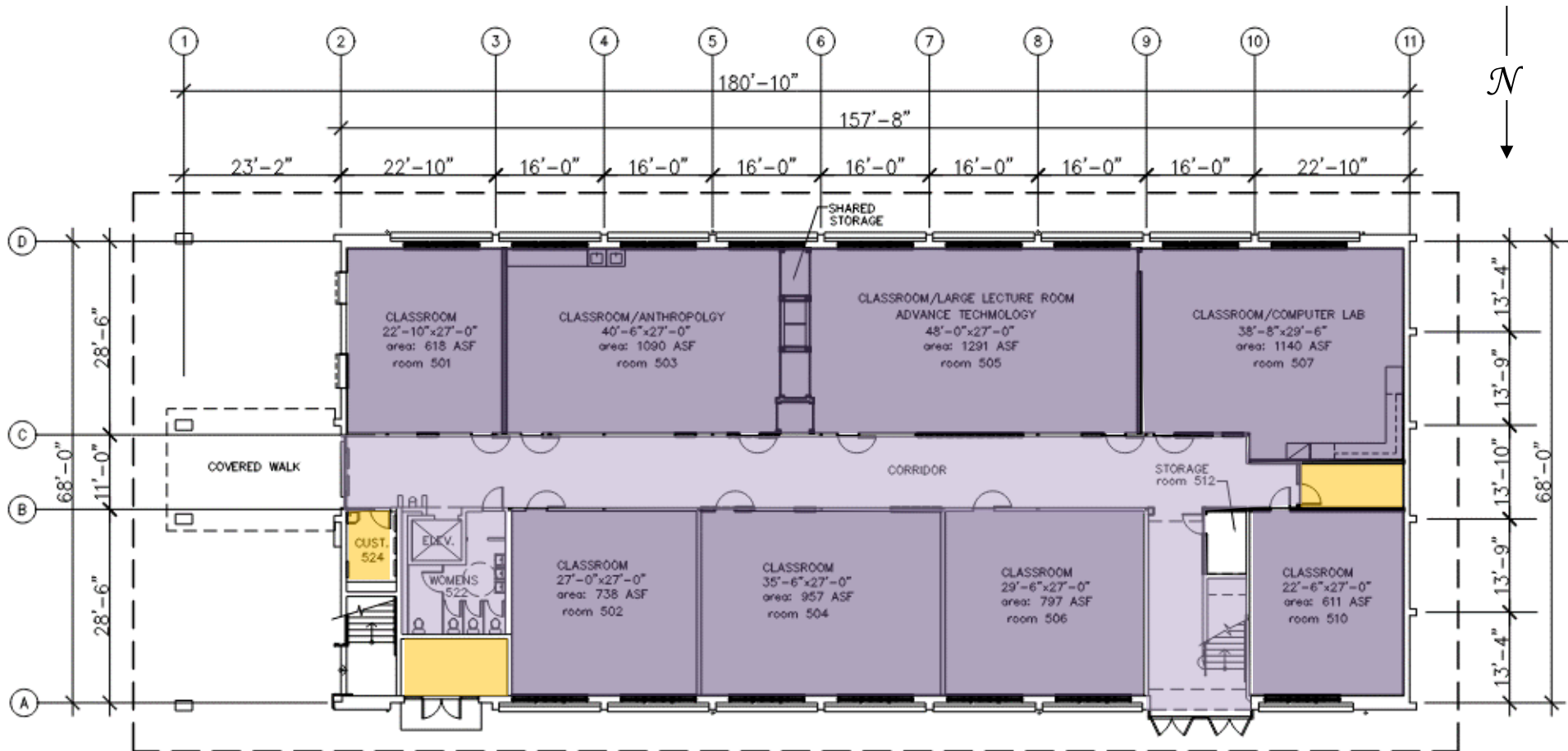
**Safe Work Practice Zones**

Chabot College – Building 500 – 1<sup>st</sup> Floor  
 25555 Hesperian Blvd., Hayward, CA  
 FACS #PJ48098  
 April 5, 2021

**LEGEND**

Green = staff personal spaces	Light Purple = common areas
Yellow = staff common areas	Dark Purple = public specialized areas
Orange = staff specialized areas	





**Safe Work Practice Zones**

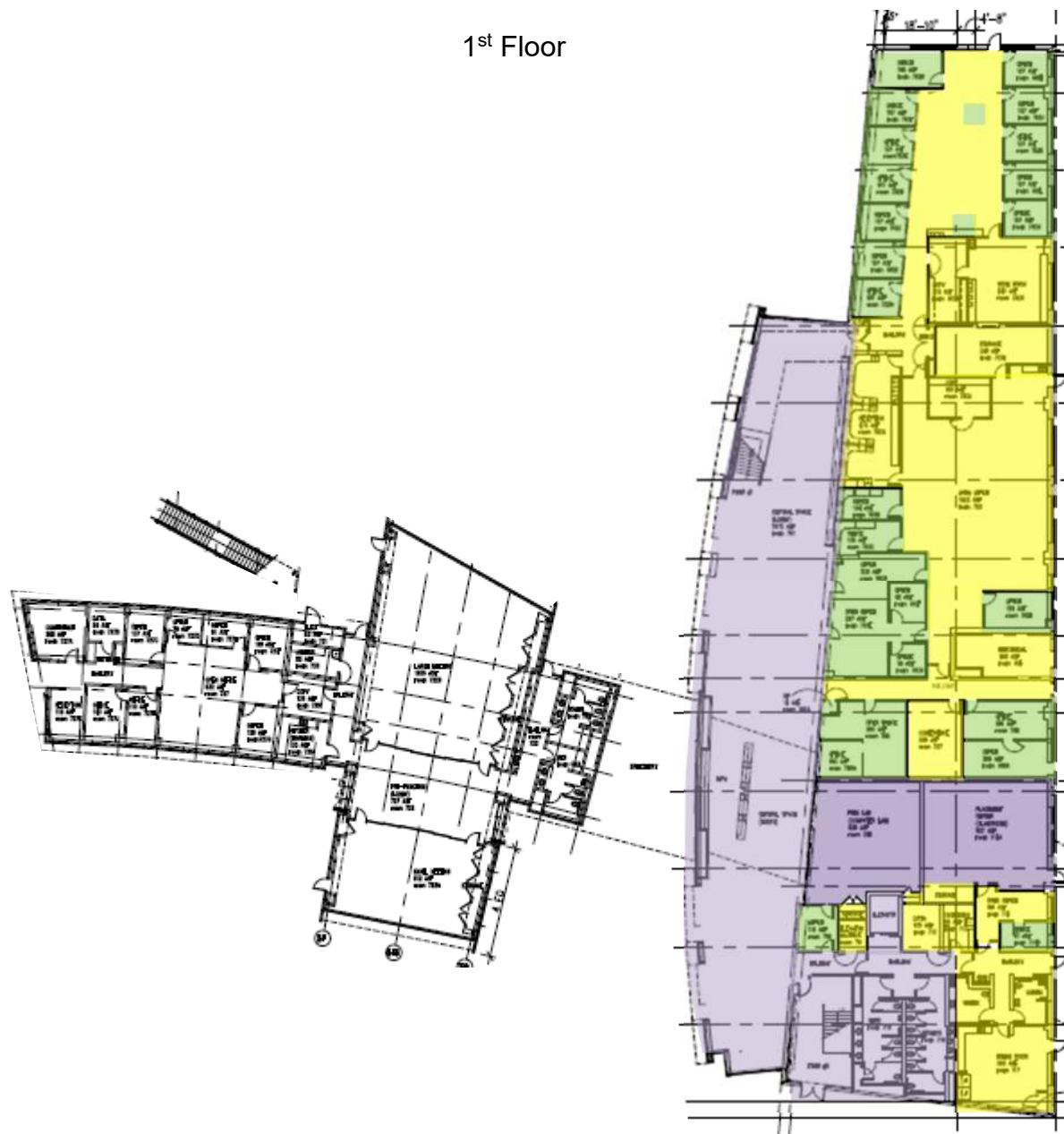
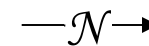
Chabot College – Building 500 – 1<sup>st</sup> Floor  
 25555 Hesperian Blvd., Hayward, CA  
 FACS #PJ48098  
 April 5, 2021

**LEGEND**

Green = staff personal spaces	Light Purple = common areas
Yellow = staff common areas	Dark Purple = public specialized areas
Orange = staff specialized areas	



1<sup>st</sup> Floor



**Safe Work Practice Zones**

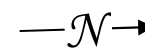
Chabot College – Building 700  
25555 Hesperian Blvd., Hayward, CA  
FACS #PJ48098  
November 16, 2020

**LEGEND**

Green = staff personal spaces	Light Purple = common areas
Yellow = staff common areas	Dark Purple = public specialized areas
Orange = staff specialized areas	



2<sup>nd</sup> Floor



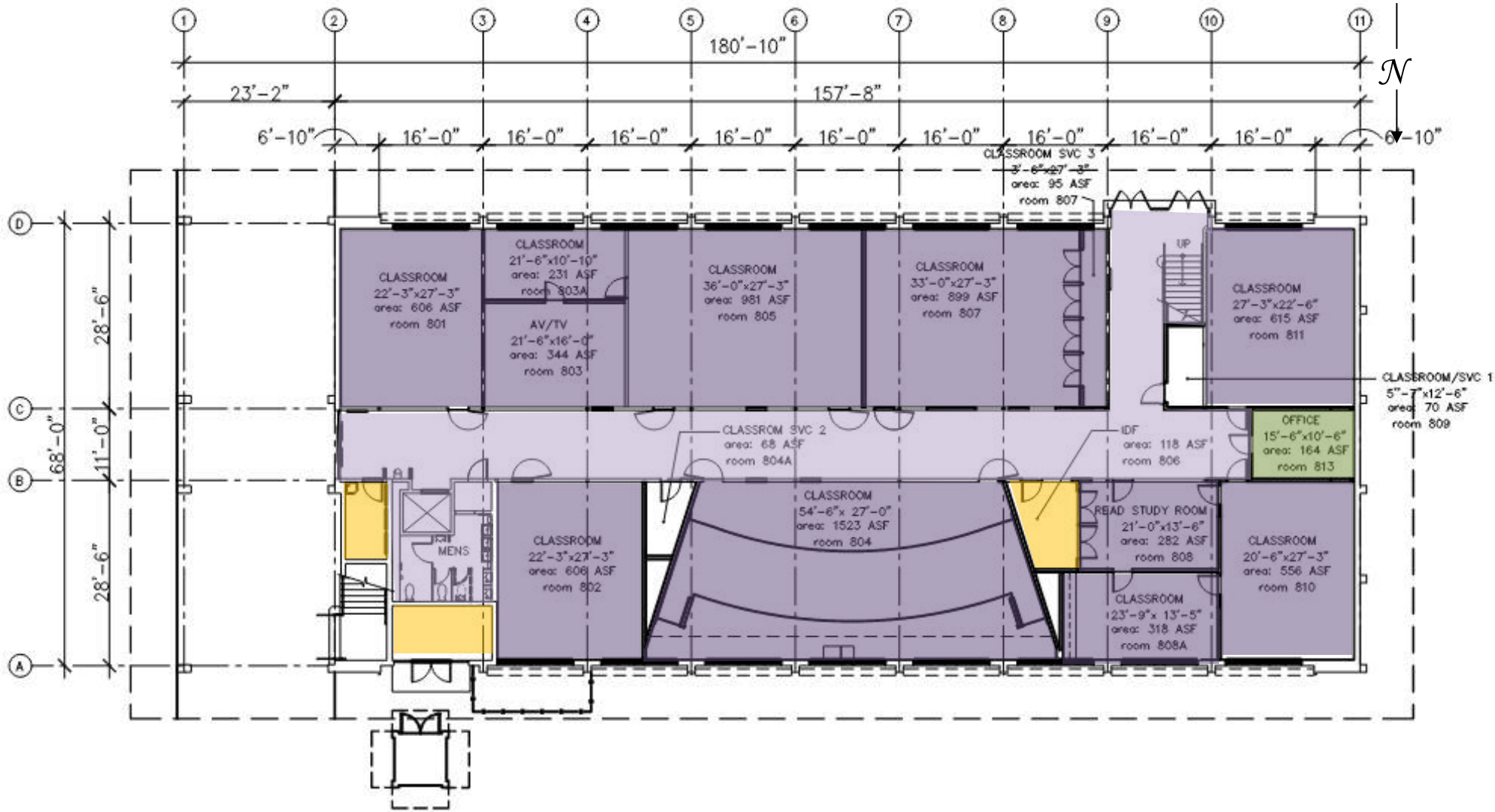
**Safe Work Practice Zones**

Chabot College – Building 700  
 25555 Hesperian Blvd., Hayward, CA  
 FACS #PJ48098  
 November 16, 2020

**LEGEND**

Green = staff personal spaces	Light Purple = common areas
Yellow = staff common areas	Dark Purple = public specialized areas
Orange = staff specialized areas	





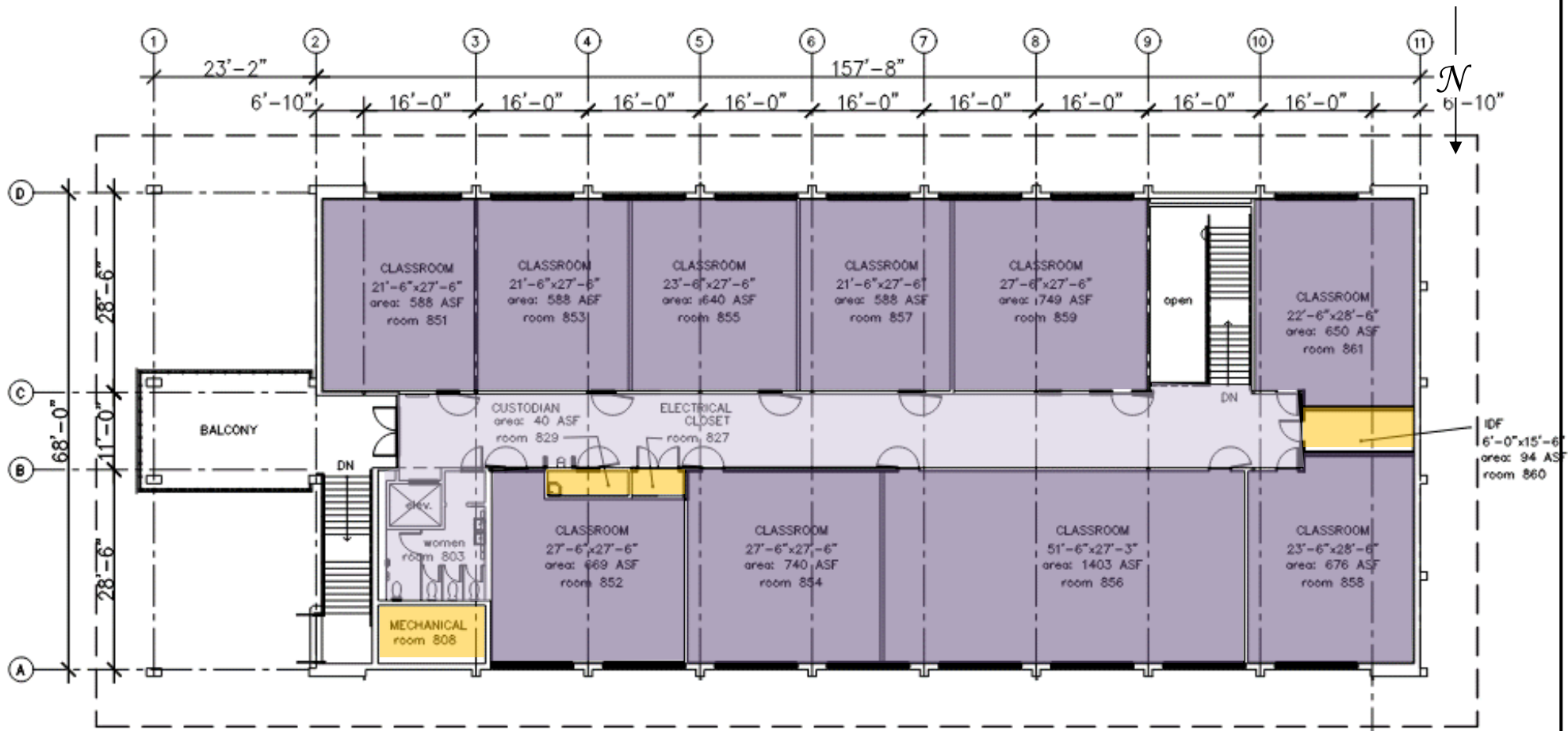
**Safe Work Practice Zones**

Chabot College – Building 800 1<sup>st</sup> Floor  
 25555 Hesperian Blvd., Hayward, CA  
 FACS #PJ48098  
 April 5, 2021

**LEGEND**

Green = staff personal spaces	Light Purple = common areas
Yellow = staff common areas	Dark Purple = public specialized areas
Orange = staff specialized areas	





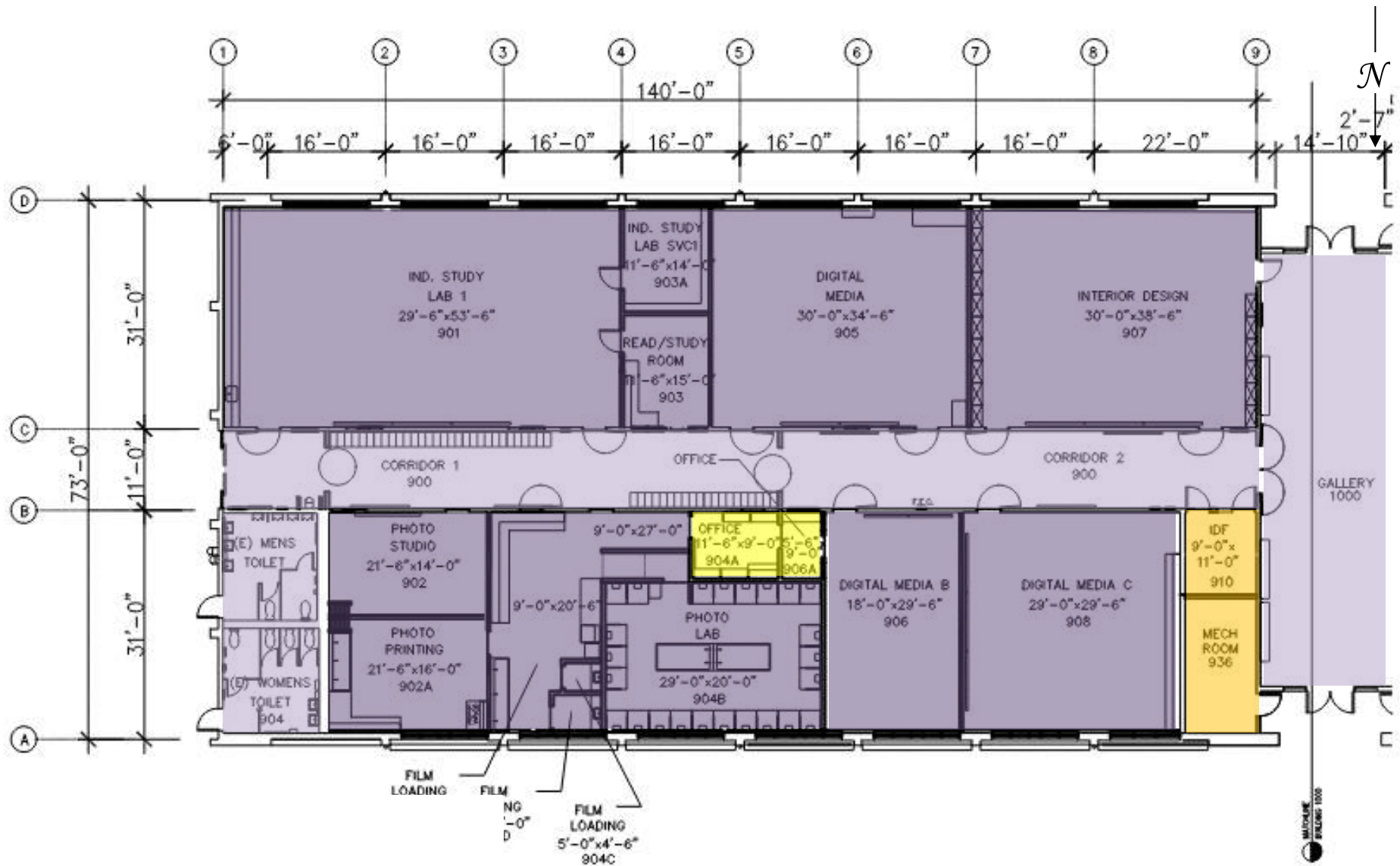
**Safe Work Practice Zones**

Chabot College – Building 800 2nd Floor  
 25555 Hesperian Blvd., Hayward, CA  
 FACS #PJ48098  
 April 5, 2021

**LEGEND**

Green = staff personal spaces	Light Purple = common areas
Yellow = staff common areas	Dark Purple = public specialized areas
Orange = staff specialized areas	





**Safe Work Practice Zones**

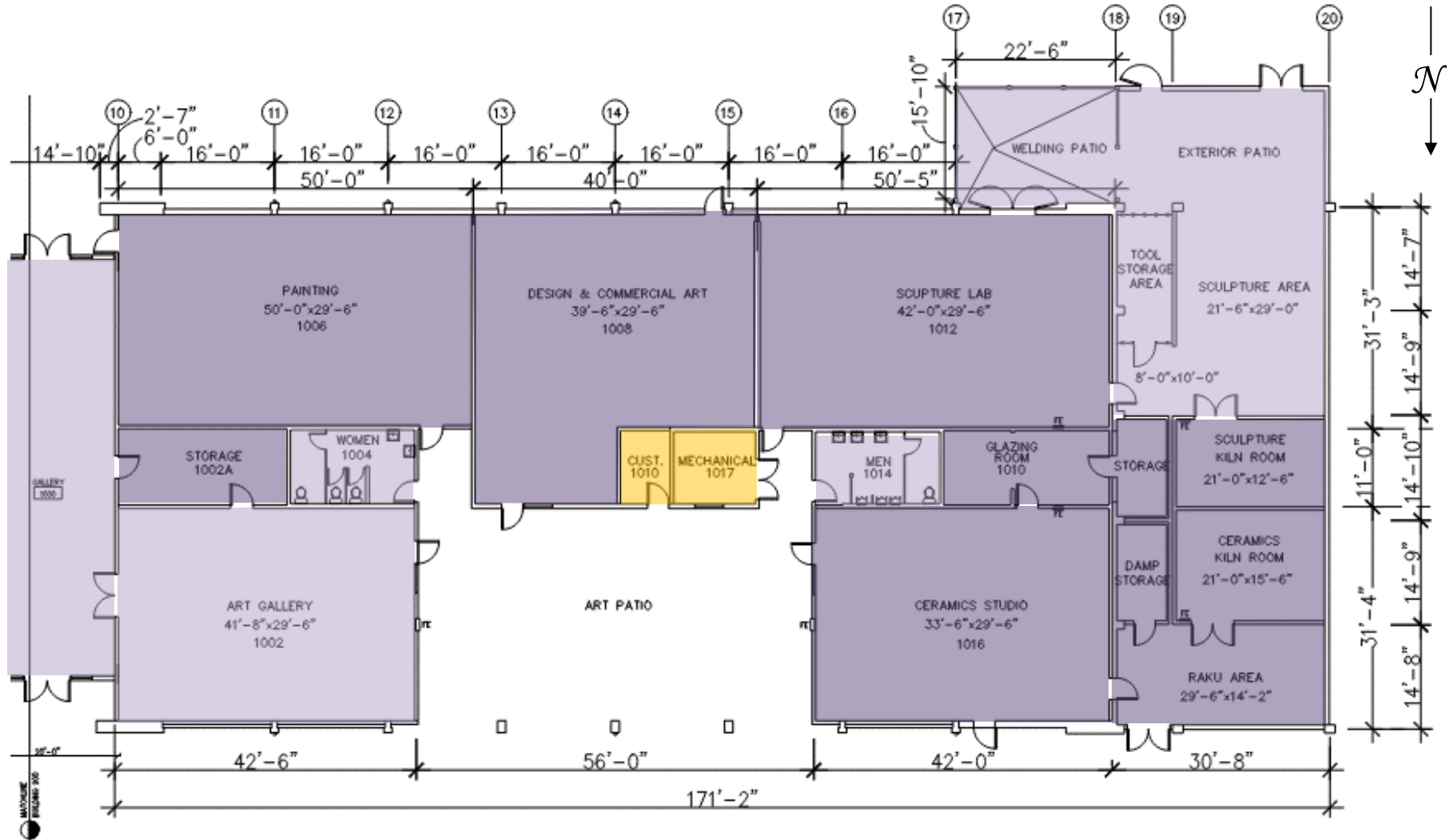
Chabot College – Building 900  
 25555 Hesperian Blvd., Hayward, CA  
 FACS #PJ48098  
 April 5, 2021

**LEGEND**

Green = staff personal spaces	Light Purple = common areas
Yellow = staff common areas	Dark Purple = public specialized areas
Orange = staff specialized areas	







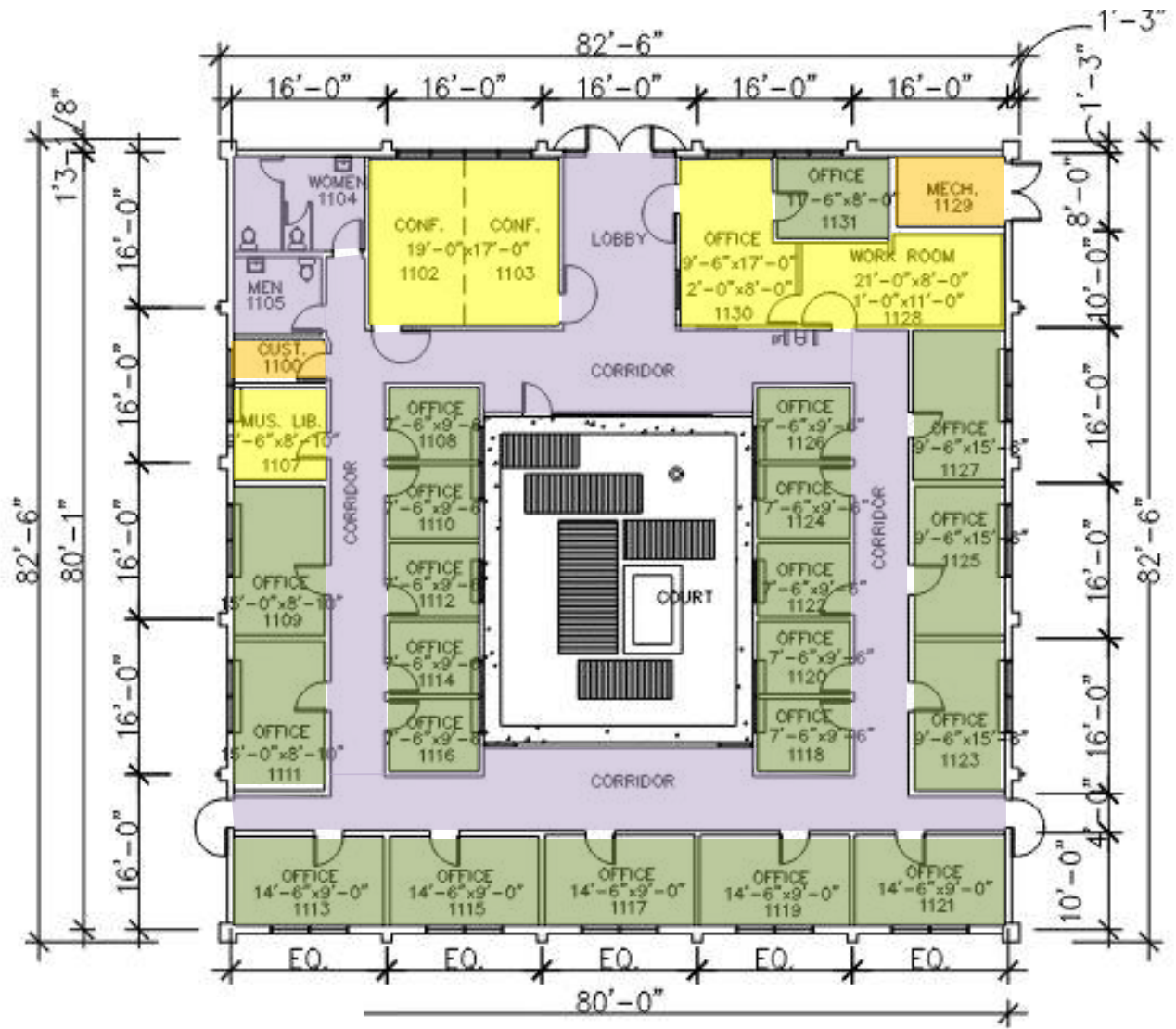
**Safe Work Practice Zones**

Chabot College – Building 1000  
 25555 Hesperian Blvd., Hayward, CA  
 FACS #PJ48098  
 April 5, 2021

**LEGEND**

Green = staff personal spaces	Light Purple = common areas
Yellow = staff common areas	Dark Purple = public specialized areas
Orange = staff specialized areas	





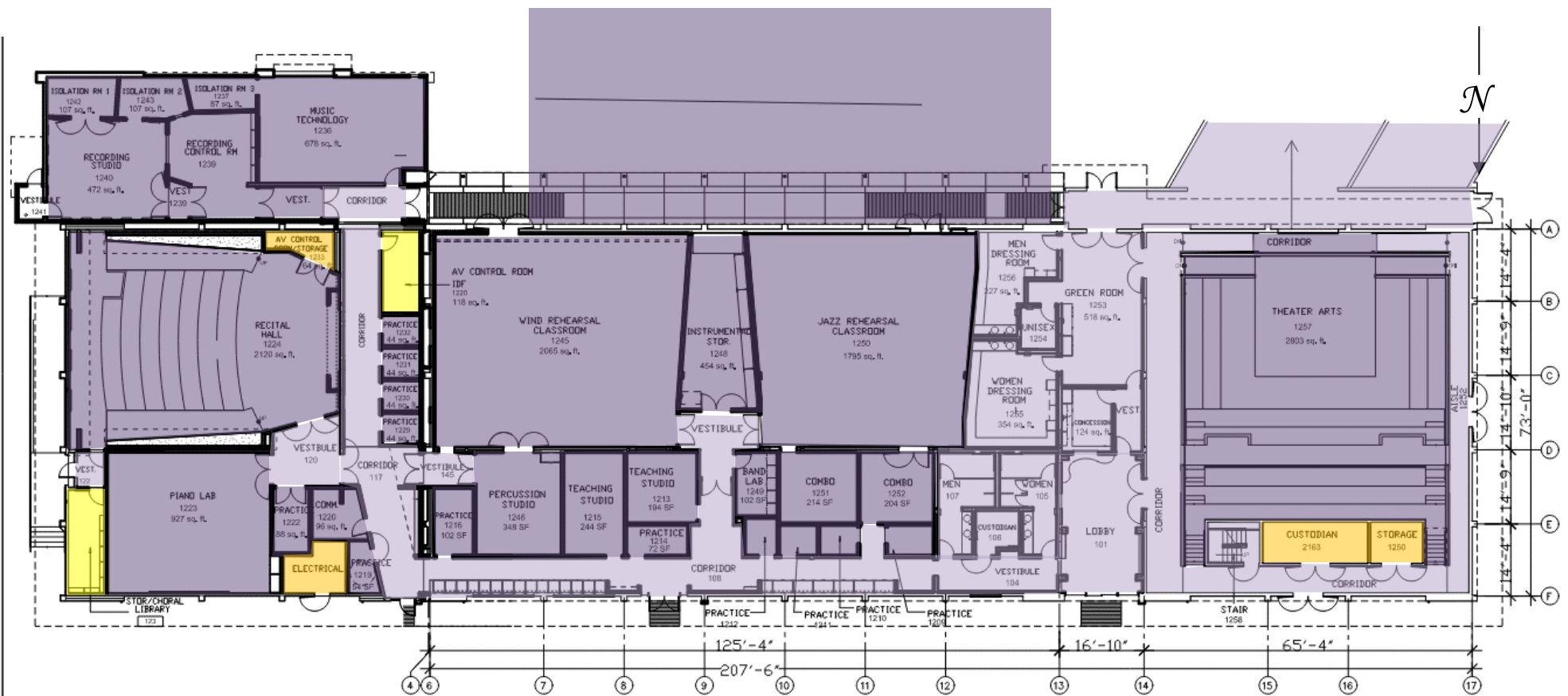
**Safe Work Practice Zones**

Chabot College – Building 1100  
 25555 Hesperian Blvd., Hayward, CA  
 FACS #PJ48098  
 April 5, 2021

**LEGEND**

Green = staff personal spaces	Light Purple = common areas
Yellow = staff common areas	Dark Purple = public specialized areas
Orange = staff specialized areas	





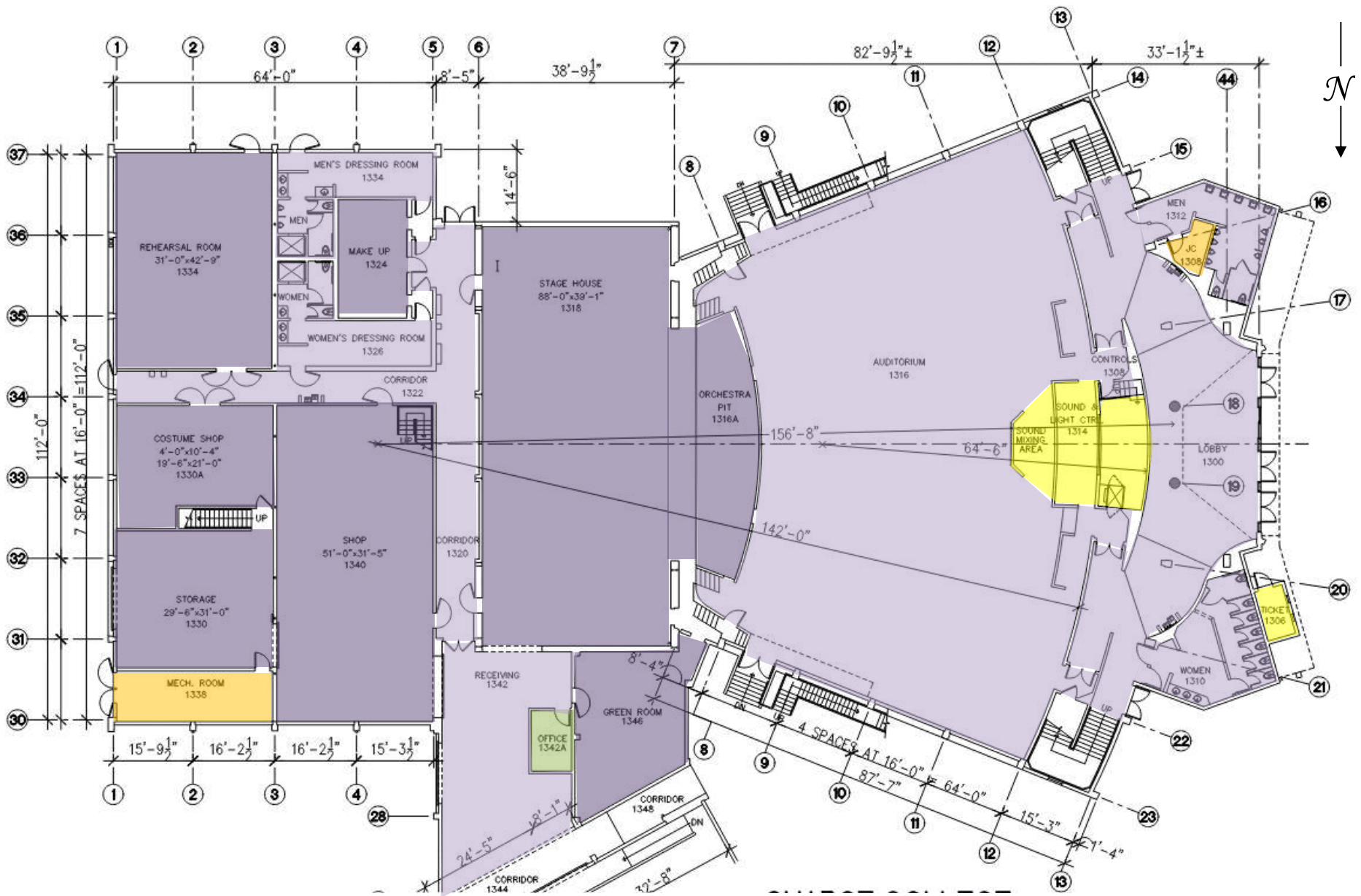
**Safe Work Practice Zones**

Chabot College – Building 1200  
 25555 Hesperian Blvd., Hayward, CA  
 FACS #PJ48098  
 April 5, 2021

**LEGEND**

Green = staff personal spaces	Light Purple = common areas
Yellow = staff common areas	Dark Purple = public specialized areas
Orange = staff specialized areas	





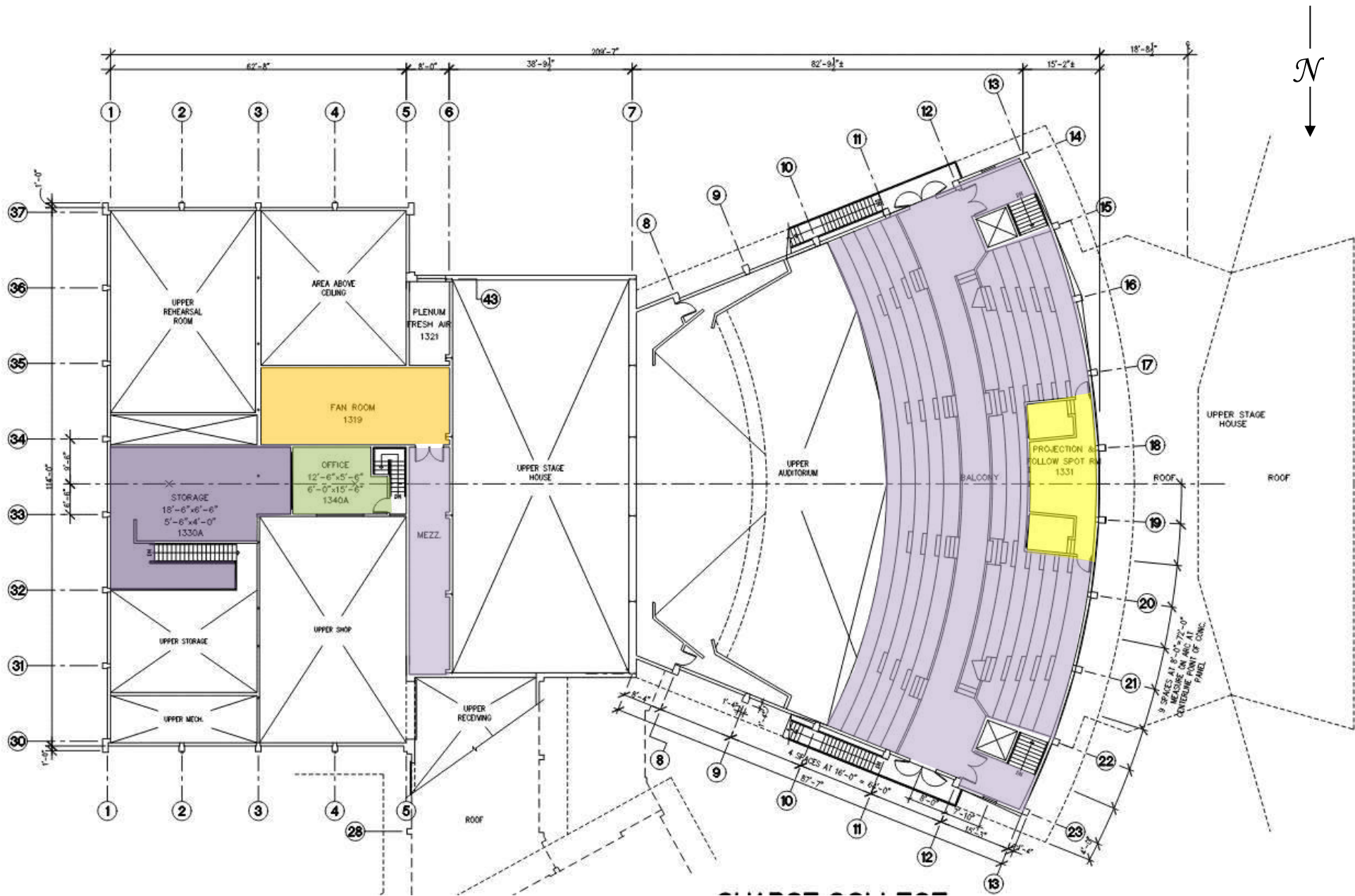
**Safe Work Practice Zones**

Chabot College – Building 1300 1<sup>st</sup> Floor  
 25555 Hesperian Blvd., Hayward, CA  
 FACS #PJ48098  
 May 5, 2021

**LEGEND**

Green = staff personal spaces	Light Purple = common areas
Yellow = staff common areas	Dark Purple = public specialized areas
Orange = staff specialized areas	





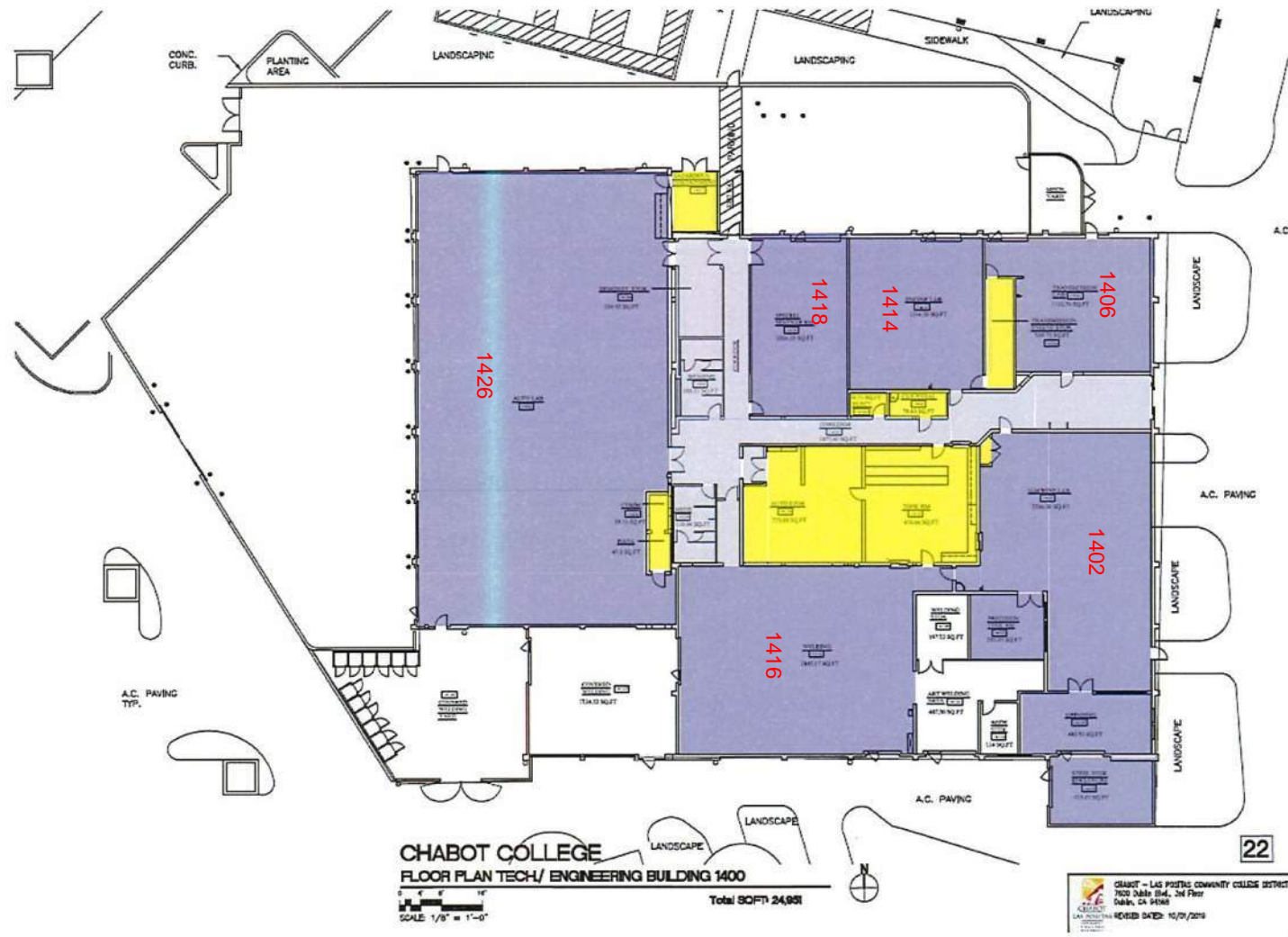
**Safe Work Practice Zones**

Chabot College – Building 1300 2<sup>nd</sup> Floor  
 25555 Hesperian Blvd., Hayward, CA  
 FACS #PJ48098  
 May 5, 2021

**LEGEND**

Green = staff personal spaces	Light Purple = common areas
Yellow = staff common areas	Dark Purple = public specialized areas
Orange = staff specialized areas	





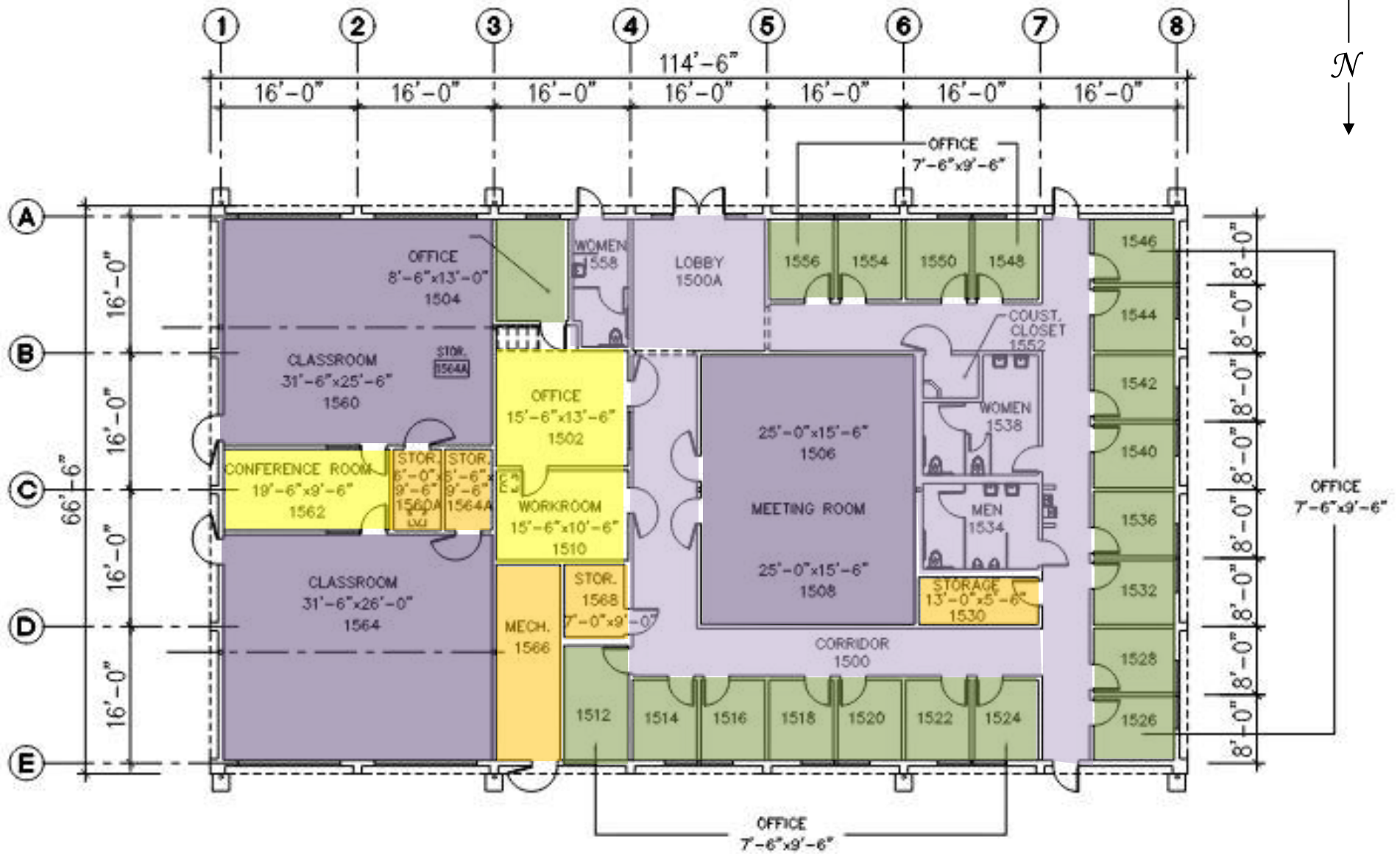
**Safe Work Practice Zones**

Chabot College – Building 1400  
 25555 Hesperian Blvd., Hayward, CA  
 FACS #PJ48098  
 September 16, 2020

**LEGEND**

Green = staff personal spaces	Light Purple = common areas
Yellow = staff common areas	Dark Purple = public specialized areas
Orange = staff specialized areas	





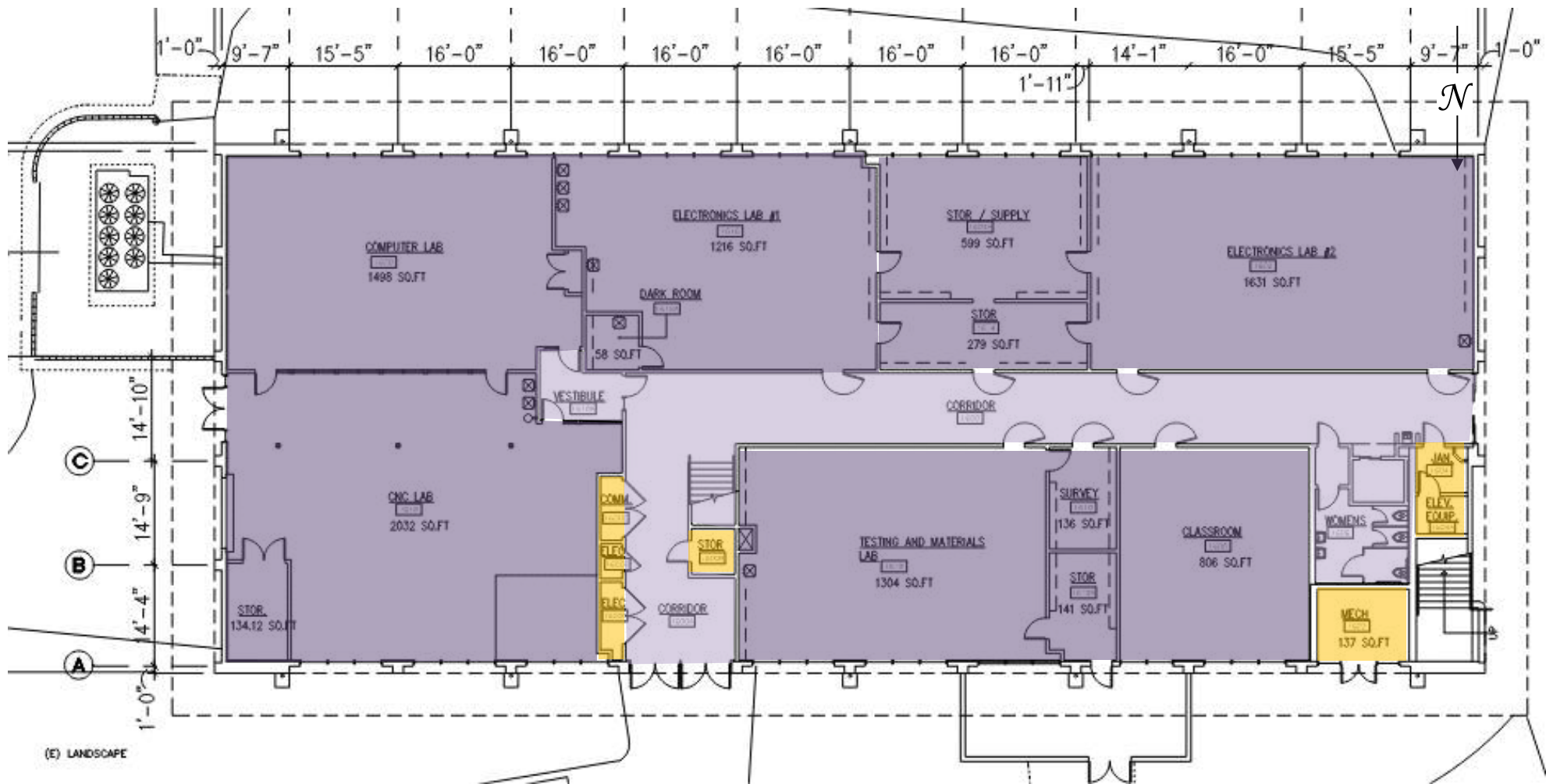
**Safe Work Practice Zones**

Chabot College – Building 1300 1<sup>st</sup> Floor  
 25555 Hesperian Blvd., Hayward, CA  
 FACS #PJ48098  
 April 5, 2021

**LEGEND**

Green = staff personal spaces	Light Purple = common areas
Yellow = staff common areas	Dark Purple = public specialized areas
Orange = staff specialized areas	





**Safe Work Practice Zones**

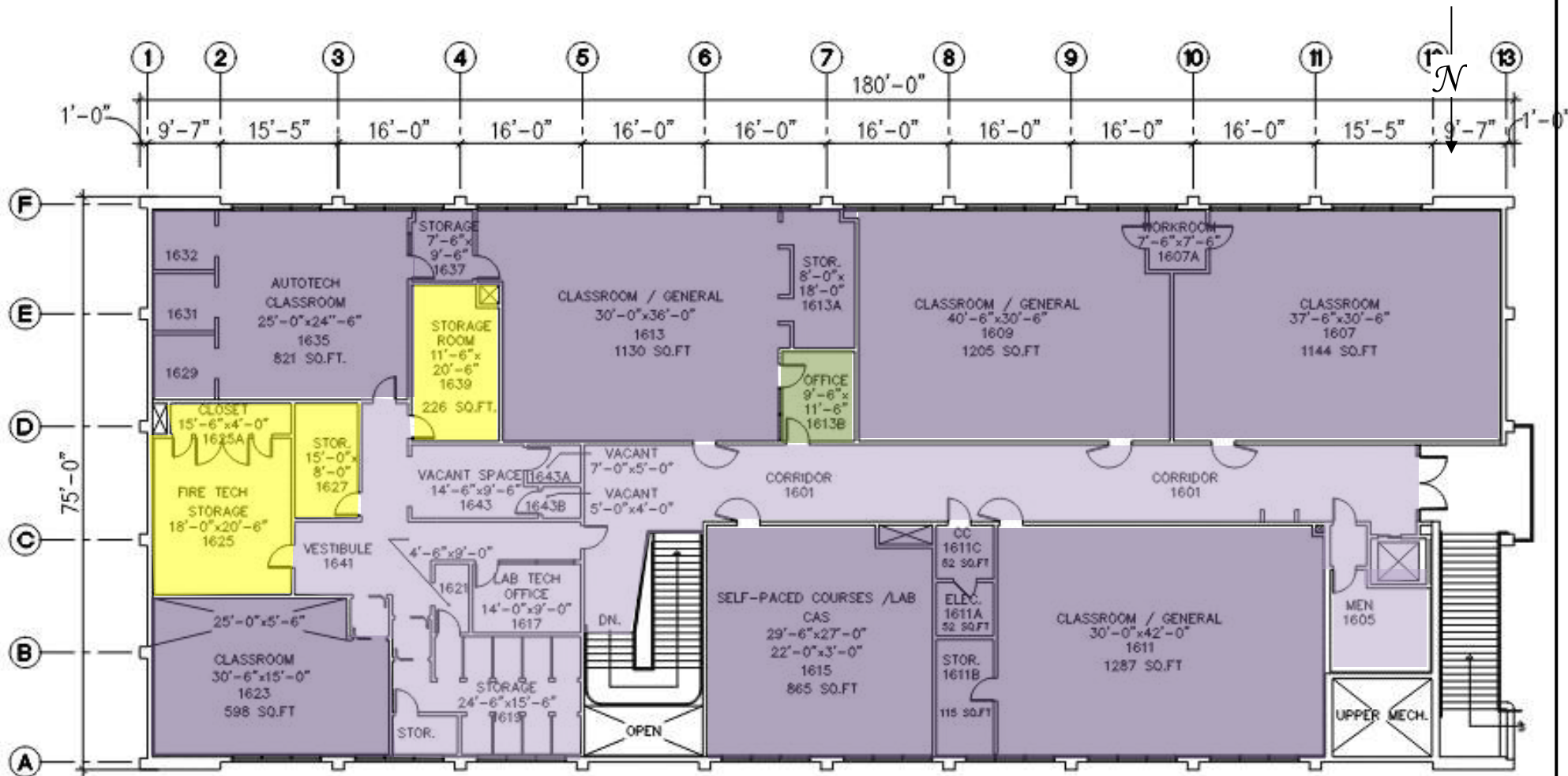
Chabot College – Building 1600 1<sup>st</sup> Floor  
 25555 Hesperian Blvd., Hayward, CA  
 FACS #PJ48098  
 April 5, 2021

**LEGEND**

Green = staff personal spaces	Light Purple = common areas
Yellow = staff common areas	Dark Purple = public specialized areas
Orange = staff specialized areas	







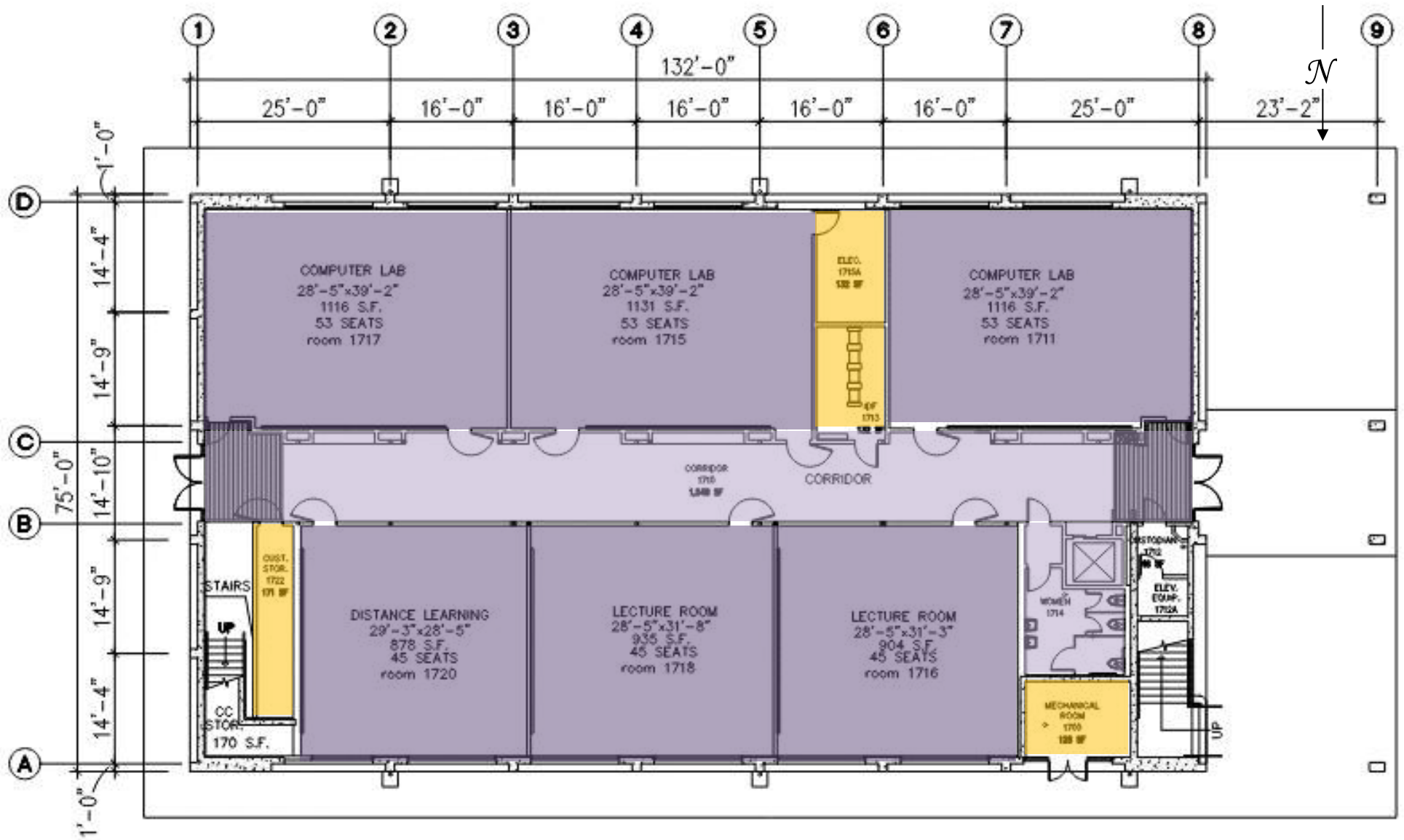
**Safe Work Practice Zones**

Chabot College – Building 1600 1<sup>st</sup> Floor  
 25555 Hesperian Blvd., Hayward, CA  
 FACS #PJ48098  
 April 5, 2021

**LEGEND**

Green = staff personal spaces	Light Purple = common areas
Yellow = staff common areas	Dark Purple = public specialized areas
Orange = staff specialized areas	





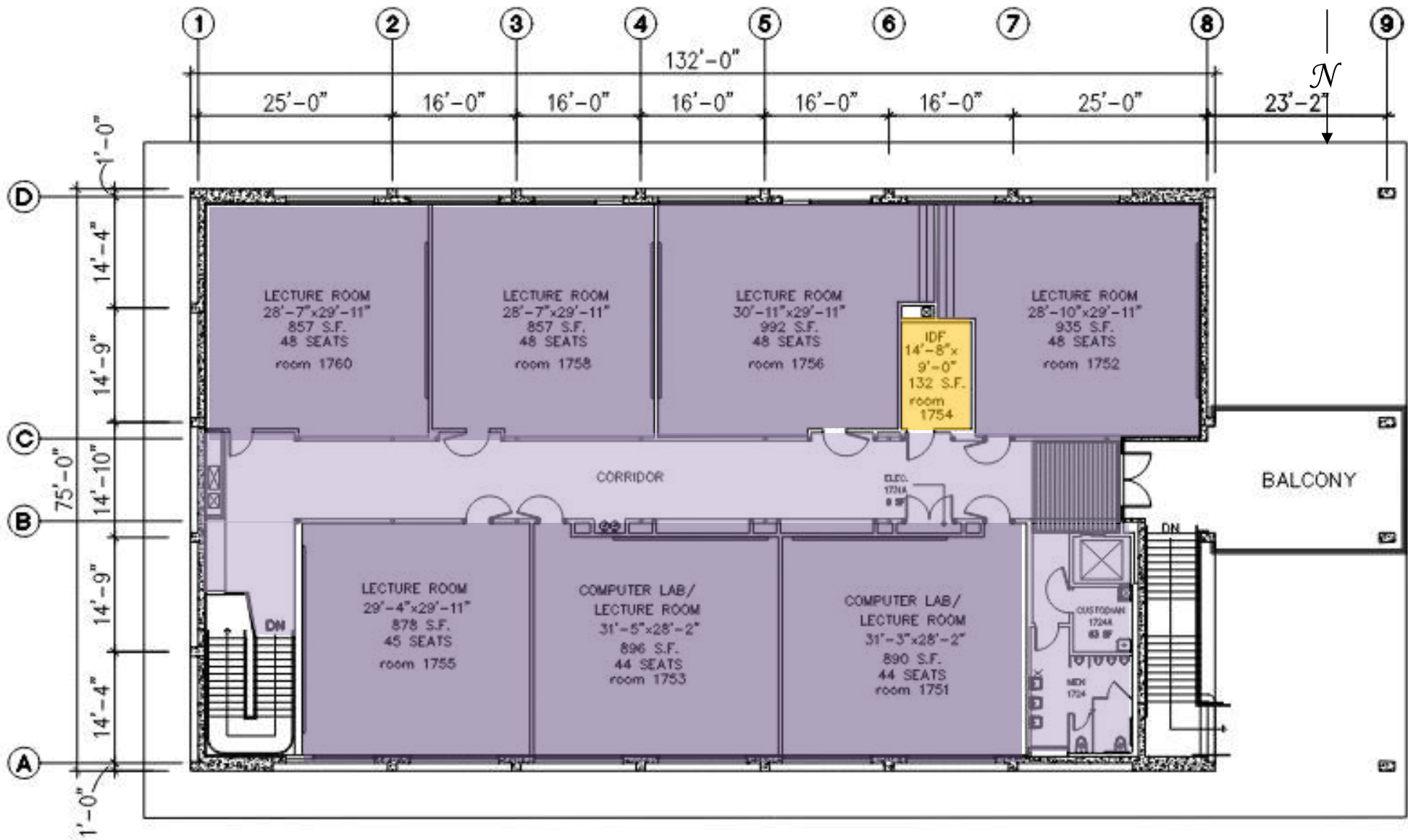
**Safe Work Practice Zones**

Chabot College – Building 1700 1<sup>st</sup> Floor  
 25555 Hesperian Blvd., Hayward, CA  
 FACS #PJ48098  
 April 5, 2021

**LEGEND**

Green = staff personal spaces	Light Purple = common areas
Yellow = staff common areas	Dark Purple = public specialized areas
Orange = staff specialized areas	





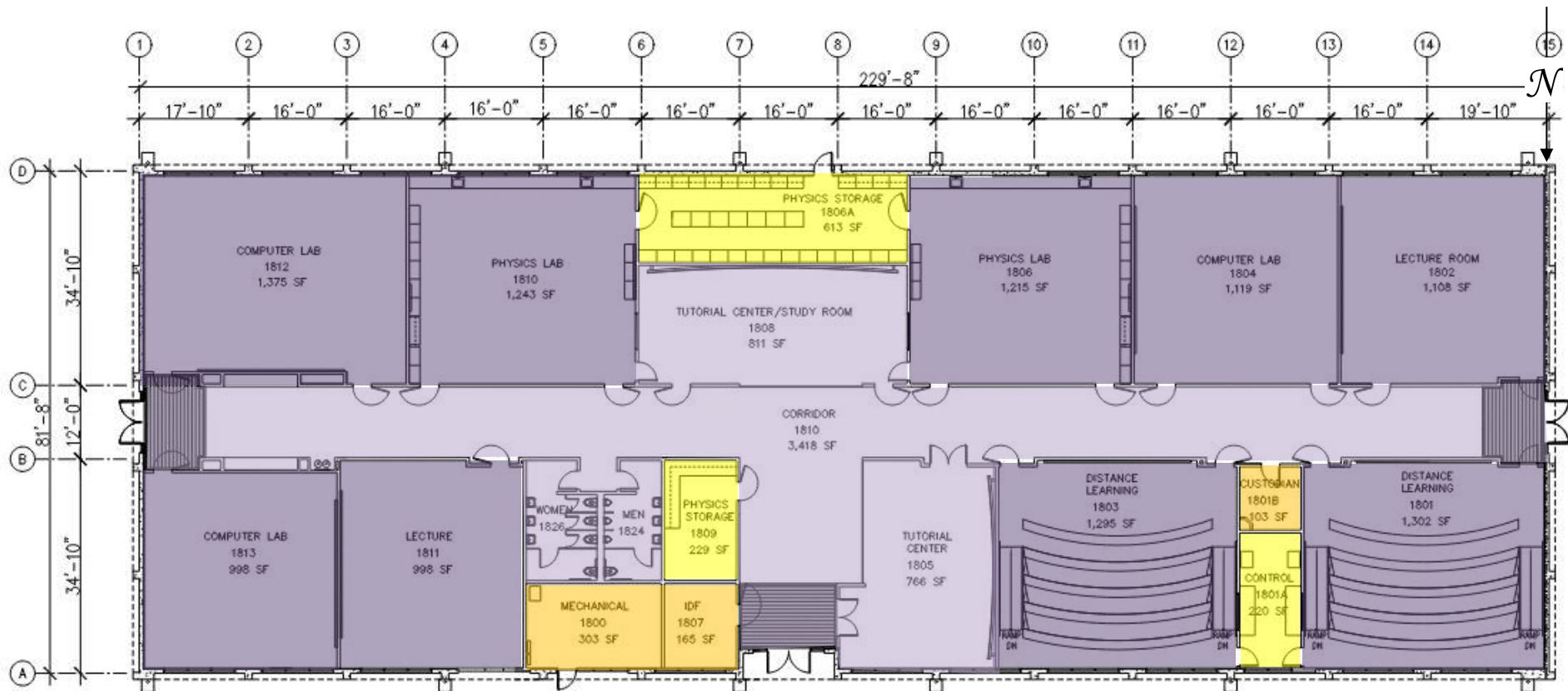
**Safe Work Practice Zones**

Chabot College – Building 1700 2nd Floor  
 25555 Hesperian Blvd., Hayward, CA  
 FACS #PJ48098  
 April 5, 2021

**LEGEND**

Green = staff personal spaces	Light Purple = common areas
Yellow = staff common areas	Dark Purple = public specialized areas
Orange = staff specialized areas	





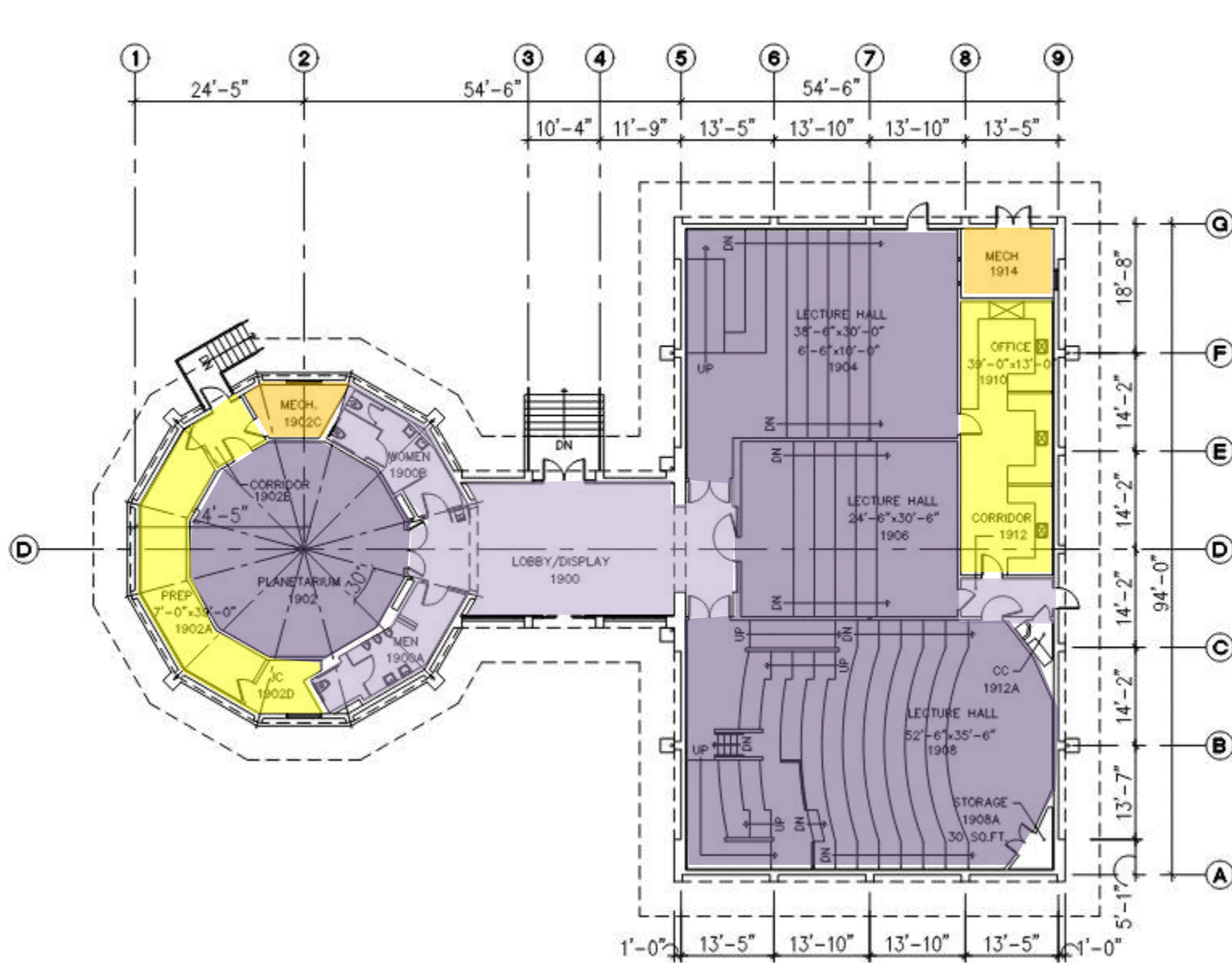
**Safe Work Practice Zones**

Chabot College – Building 1300 1<sup>st</sup> Floor  
 25555 Hesperian Blvd., Hayward, CA  
 FACS #PJ48098  
 April 5, 2021

**LEGEND**

Green = staff personal spaces	Light Purple = common areas
Yellow = staff common areas	Dark Purple = public specialized areas
Orange = staff specialized areas	





**Safe Work Practice Zones**

Chabot College – Building 1900  
 25555 Hesperian Blvd., Hayward, CA  
 FACS #PJ48098  
 April 5, 2021

**LEGEND**

Green = staff personal spaces	Light Purple = common areas
Yellow = staff common areas	Dark Purple = public specialized areas
Orange = staff specialized areas	





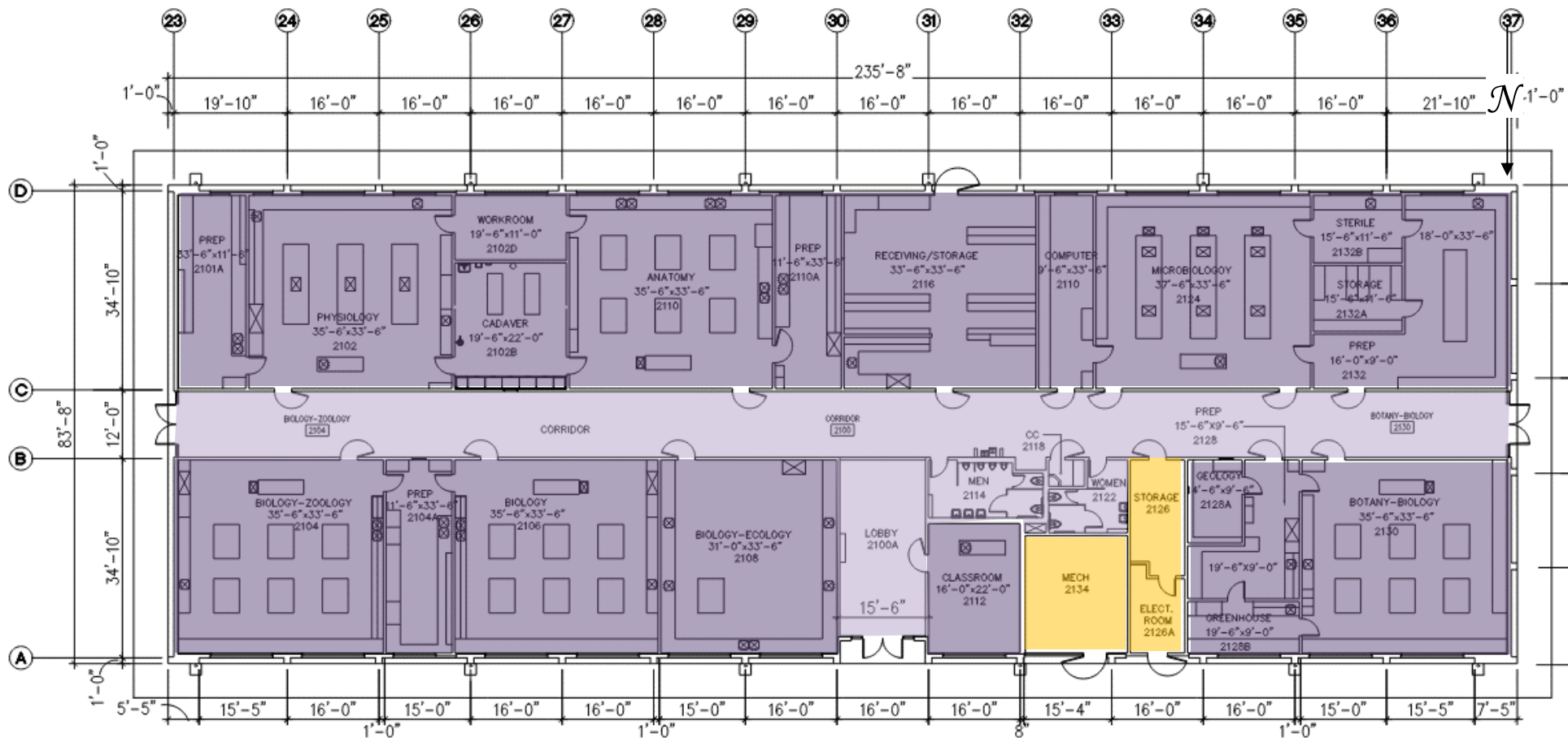
**Safe Work Practice Zones**

Chabot College – Building 1300 1<sup>st</sup> Floor  
 25555 Hesperian Blvd., Hayward, CA  
 FACS #PJ48098  
 April 5, 2021

**LEGEND**

Green = staff personal spaces	Light Purple = common areas
Yellow = staff common areas	Dark Purple = public specialized areas
Orange = staff specialized areas	





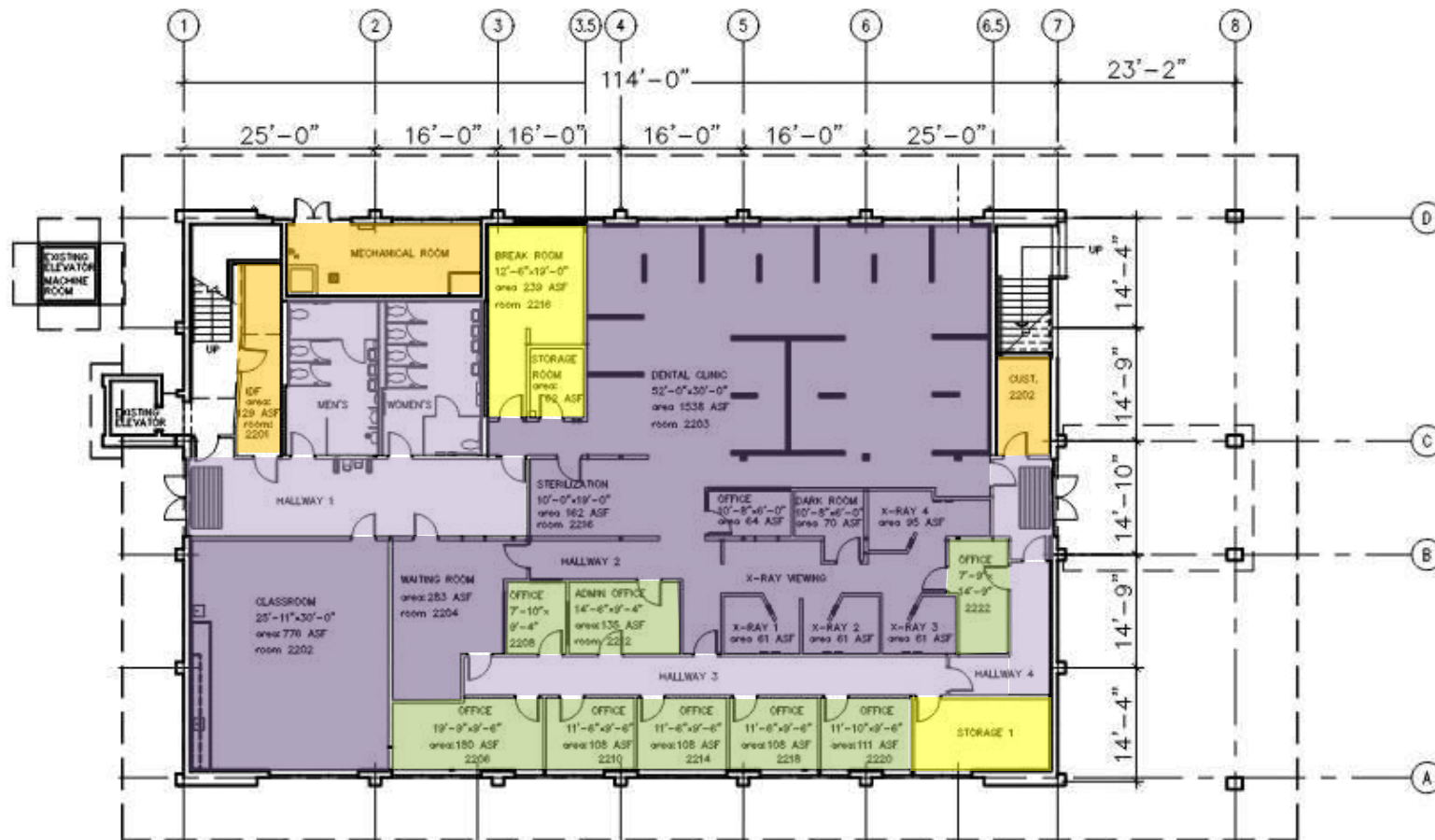
**Safe Work Practice Zones**

Chabot College – Building 2100  
 25555 Hesperian Blvd., Hayward, CA  
 FACS #PJ48098  
 April 5, 2021

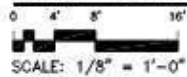
**LEGEND**

Green = staff personal spaces	Light Purple = common areas
Yellow = staff common areas	Dark Purple = public specialized areas
Orange = staff specialized areas	





**CHABOT COLLEGE**  
**1ST FLOOR PLAN HEALTH SCIENCES BUILDING 2200**



Total SQFT: 8,379



**Safe Work Practice Zones**

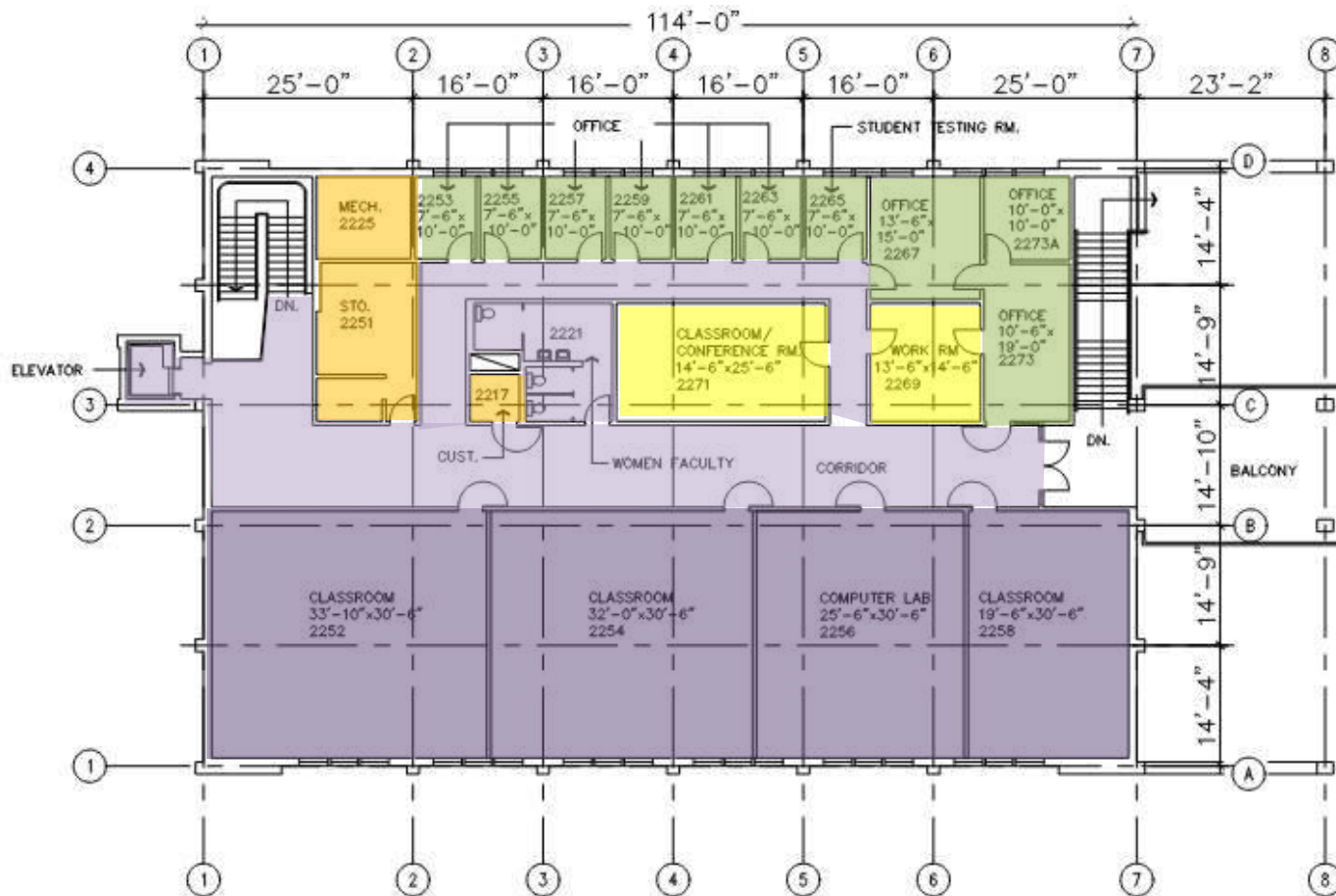
Chabot College – Building 2200 1<sup>st</sup> Floor  
 25555 Hesperian Blvd., Hayward, CA  
 FACS #PJ48098  
 5/6/2021

**LEGEND**


Green = staff personal spaces	Light Purple = common areas
Yellow = staff common areas	Dark Purple = public specialized areas
Orange = staff specialized areas	







**CHABOT COLLEGE**  
**2ND FLOOR PLAN HEALTH SCIENCES BUILDING 2200**



Total SQFT: 8,379



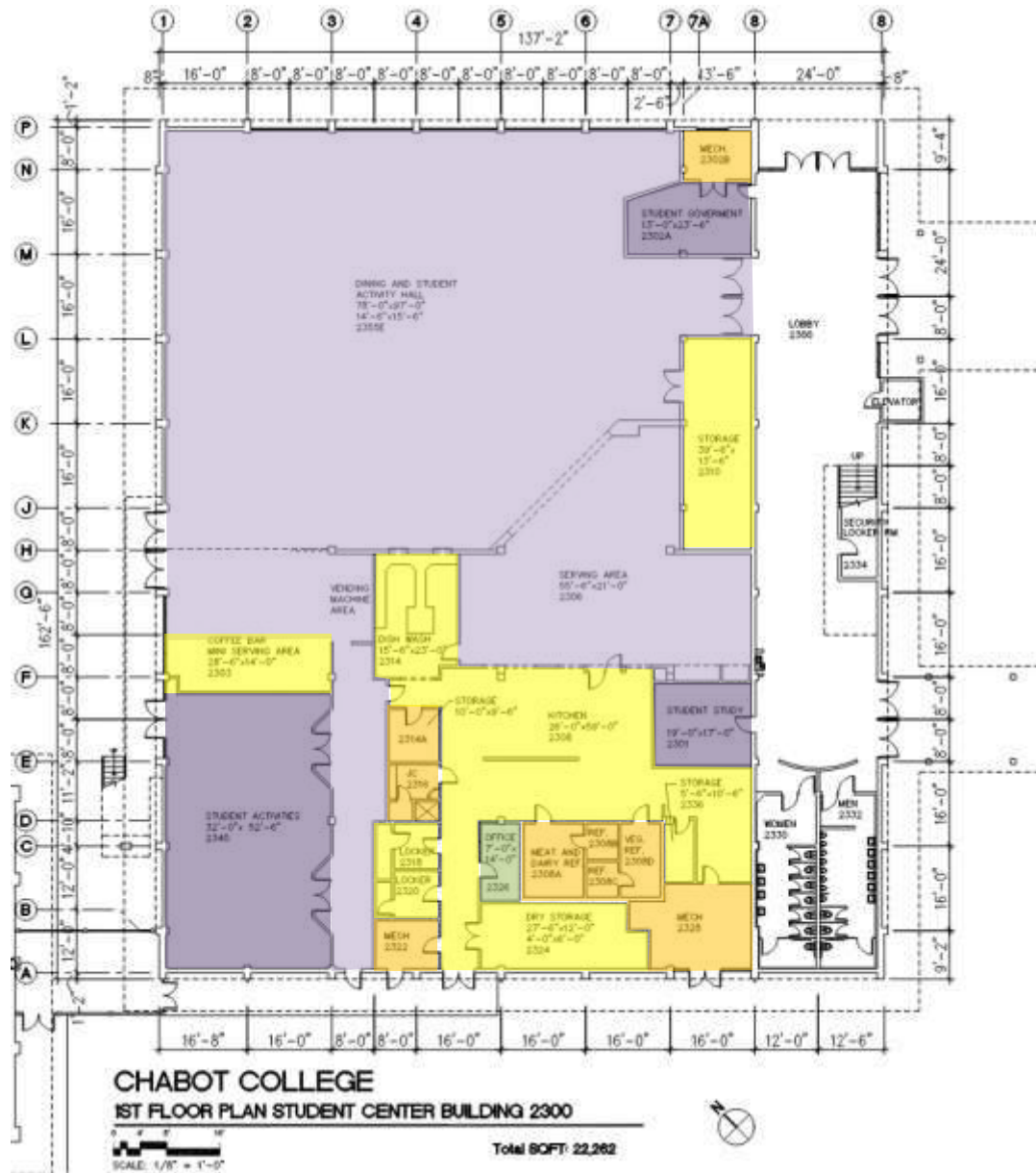
**Safe Work Practice Zones**

Chabot College – Building 2200 2nd Floor  
 25555 Hesperian Blvd., Hayward, CA  
 FACS #PJ48098  
 5/6/2021

**LEGEND**

Green = staff personal spaces	Light Purple = common areas
Yellow = staff common areas	Dark Purple = public specialized areas
Orange = staff specialized areas	





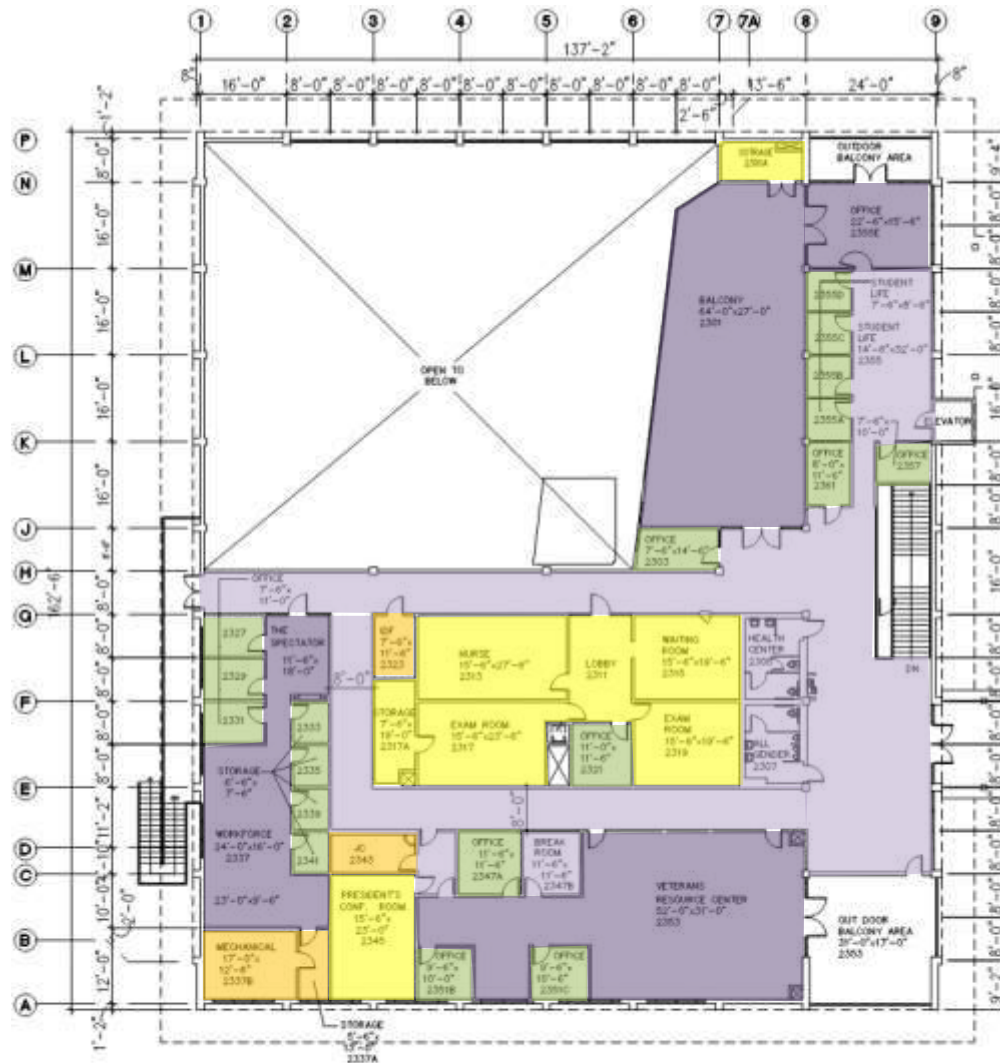
**Safe Work Practice Zones**

Chabot College – Building 2300 1<sup>st</sup> Floor  
 25555 Hesperian Blvd., Hayward, CA  
 FACS #PJ48098  
 05/06/2021

**LEGEND**

Green = staff personal spaces	Light Purple = common areas
Yellow = staff common areas	Dark Purple = public specialized areas
Orange = staff specialized areas	





**CHABOT COLLEGE**  
**2ND FLOOR PLAN STUDENT CENTER BUILDING 2300**

SCALE: 1/8" = 1'-0"

Total SQFT: 14,548



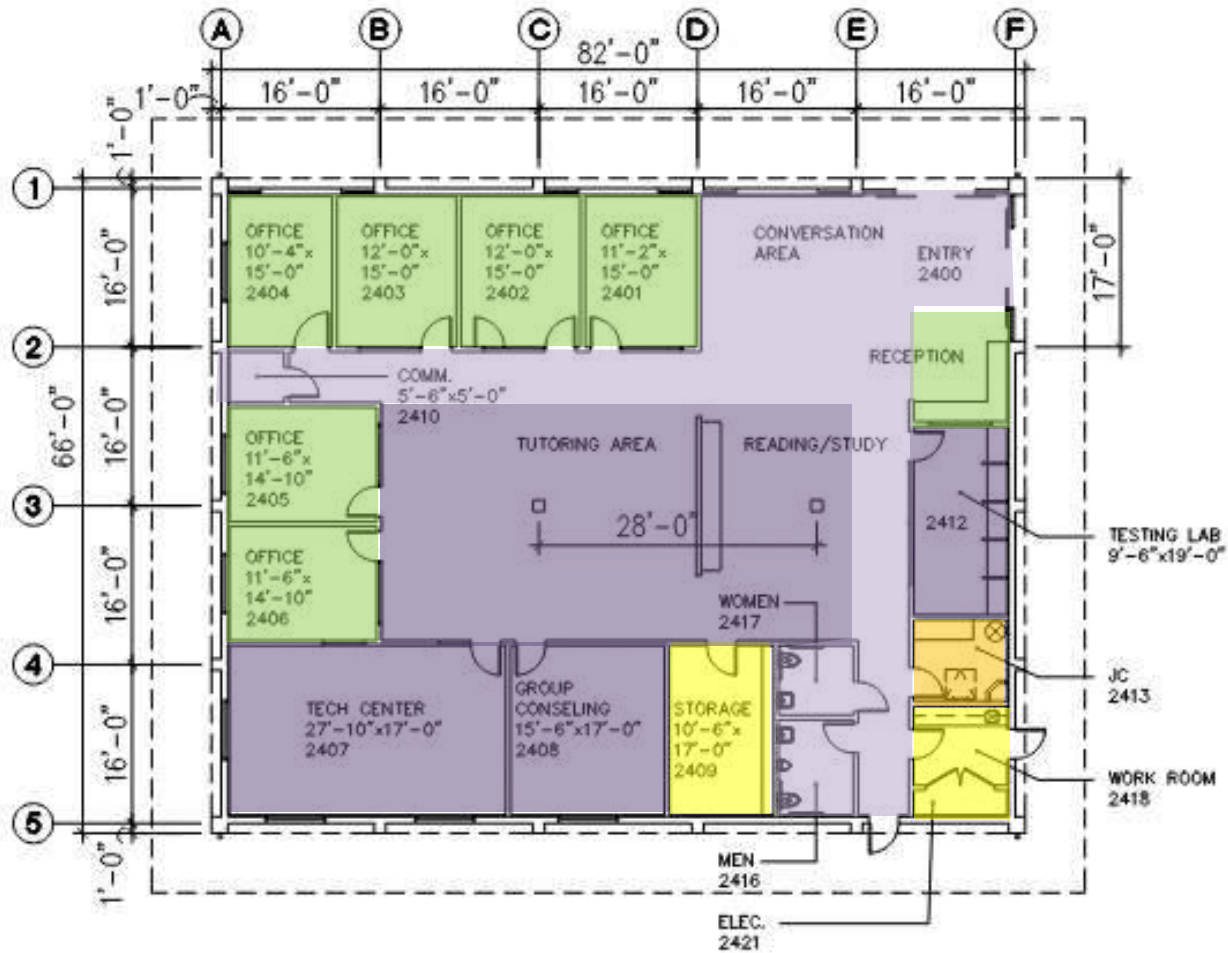
**Safe Work Practice Zones**

Chabot College – Building 2300 2nd Floor  
 25555 Hesperian Blvd., Hayward, CA  
 FACS #PJ48098  
 May 6, 2021

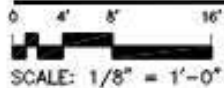
**LEGEND**

Green = staff spaces	Light Purple = common areas
Yellow = staff common areas	Dark Purple = public specialized areas
Orange = staff specialized areas	





## CHABOT COLLEGE DISABLED STUDENT CENTER BUILDING 2400



Total SQFT: 5,408



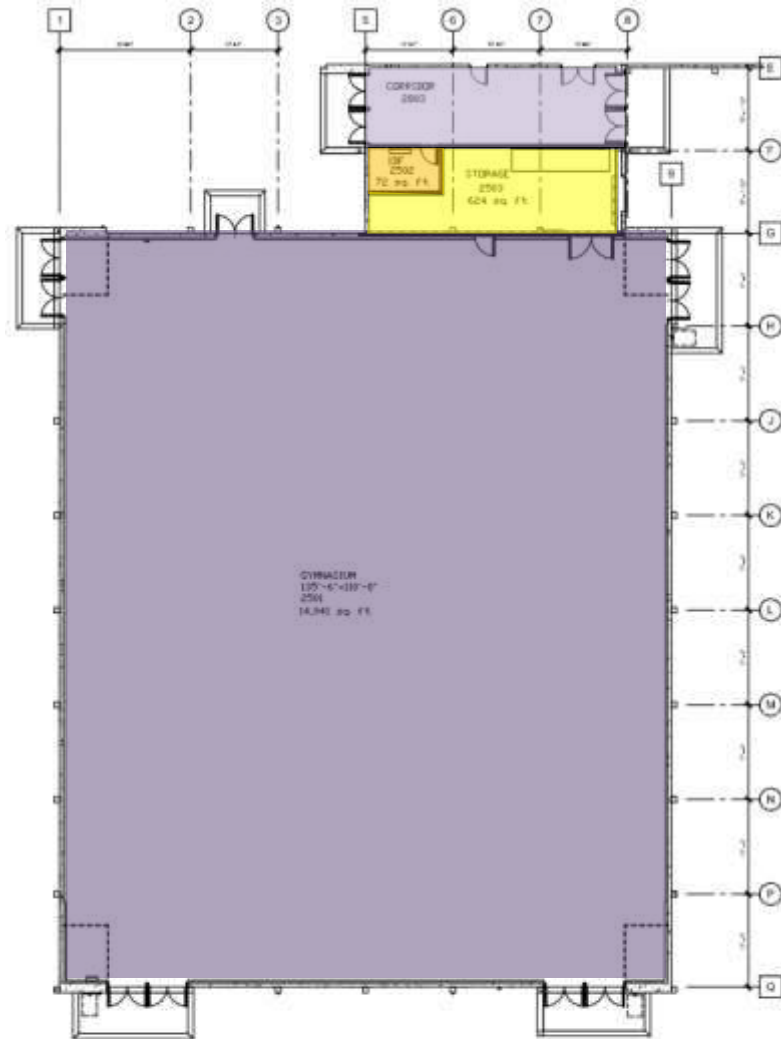
### Safe Work Practice Zones

Chabot College – Building 2400  
25555 Hesperian Blvd., Hayward, CA  
FACS #PJ48098  
May 5, 2021

### LEGEND

Green = staff personal spaces	Light Purple = common areas
Yellow = staff common areas	Dark Purple = public specialized areas
Orange = staff specialized areas	





**CHABOT COLLEGE**  
**PHYSICAL EDUCATION COMPLEX BUILDING 2500**

SCALE 3/8" = 1'-0"

Total SQFT: 18,478



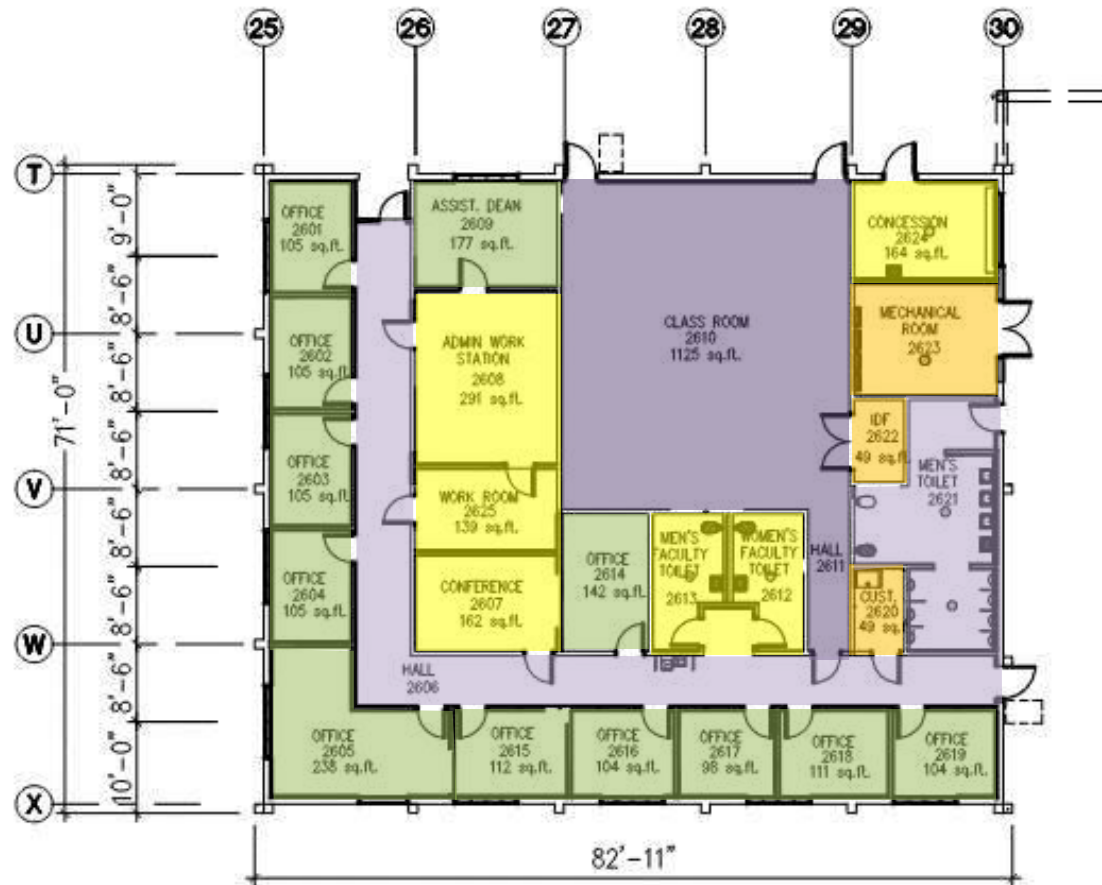
**Safe Work Practice Zones**

Chabot College – Building 2500  
 25555 Hesperian Blvd., Hayward, CA  
 FACS #PJ48098  
 May 5, 2021

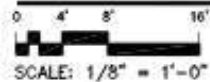
**LEGEND**

Green = staff personal spaces	Light Purple = common areas
Yellow = staff common areas	Dark Purple = public specialized areas
Orange = staff specialized areas	





## CHABOT COLLEGE PHYSICAL EDUCATION OFFICE BUILDING 2600



Total SQFT: 5,385

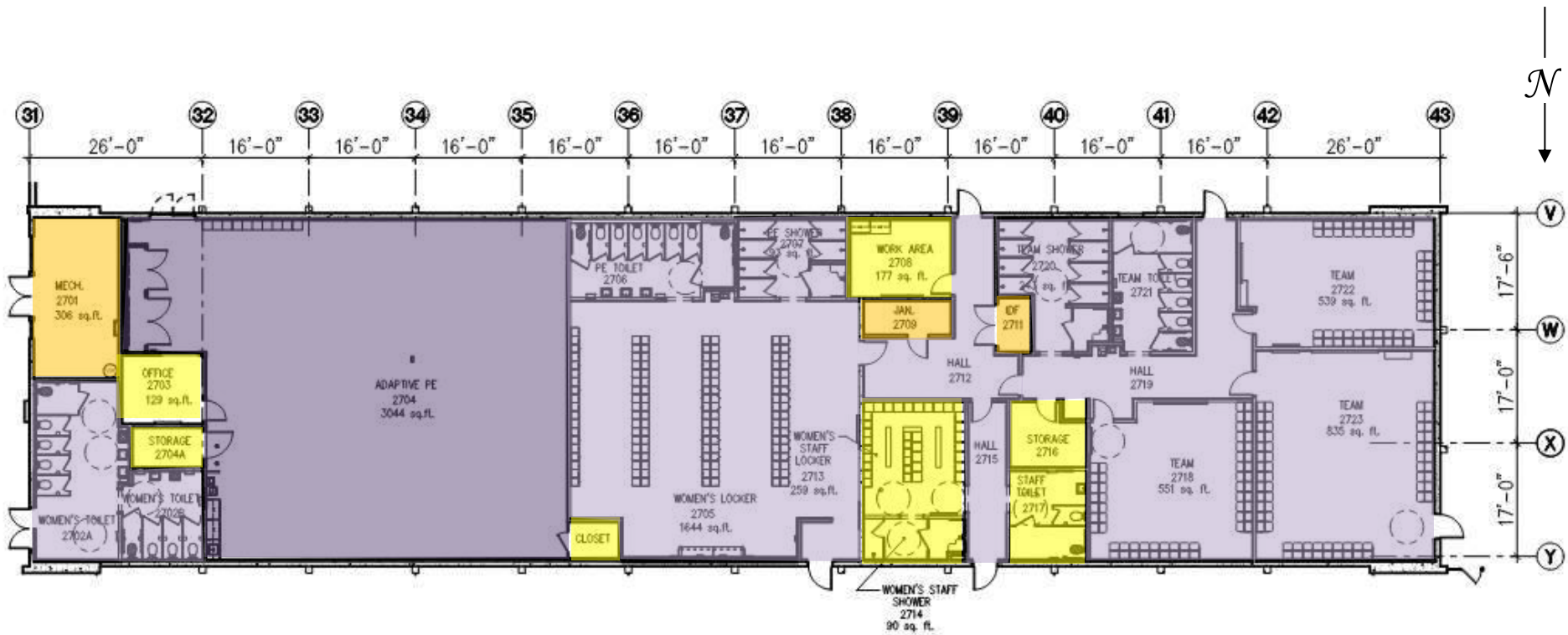
### Safe Work Practice Zones

Chabot College – Building 2600  
25555 Hesperian Blvd., Hayward, CA  
FACS #PJ48098  
May 5, 2021

### LEGEND

Green = staff personal spaces	Light Purple = common areas
Yellow = staff common areas	Dark Purple = public specialized areas
Orange = staff specialized areas	





**CHABOT COLLEGE**  
**PHYSICAL EDUCATION OFFICE BUILDING 2700**

0 4' 8' 16'  
 SCALE: 1/8" = 1'-0"

Total SQFT: 11,236



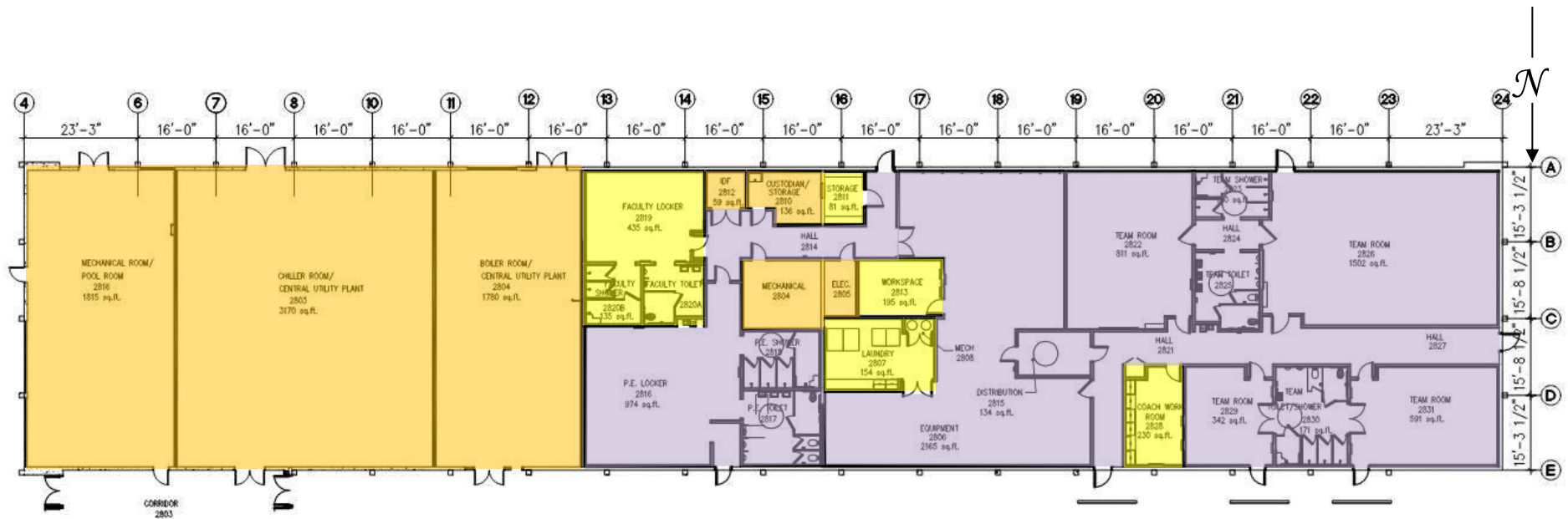
**Safe Work Practice Zones**

Chabot College – Building 2700  
 25555 Hesperian Blvd., Hayward, CA  
 FACS #PJ48098  
 May 5, 2021

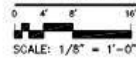
**LEGEND**

Green = staff personal spaces	Light Purple = common areas
Yellow = staff common areas	Dark Purple = public specialized areas
Orange = staff specialized areas	





**CHABOT COLLEGE  
PHYSICAL EDUCATION BUILDING 2800**



Total SQFT: 18,093



**Safe Work Practice Zones**

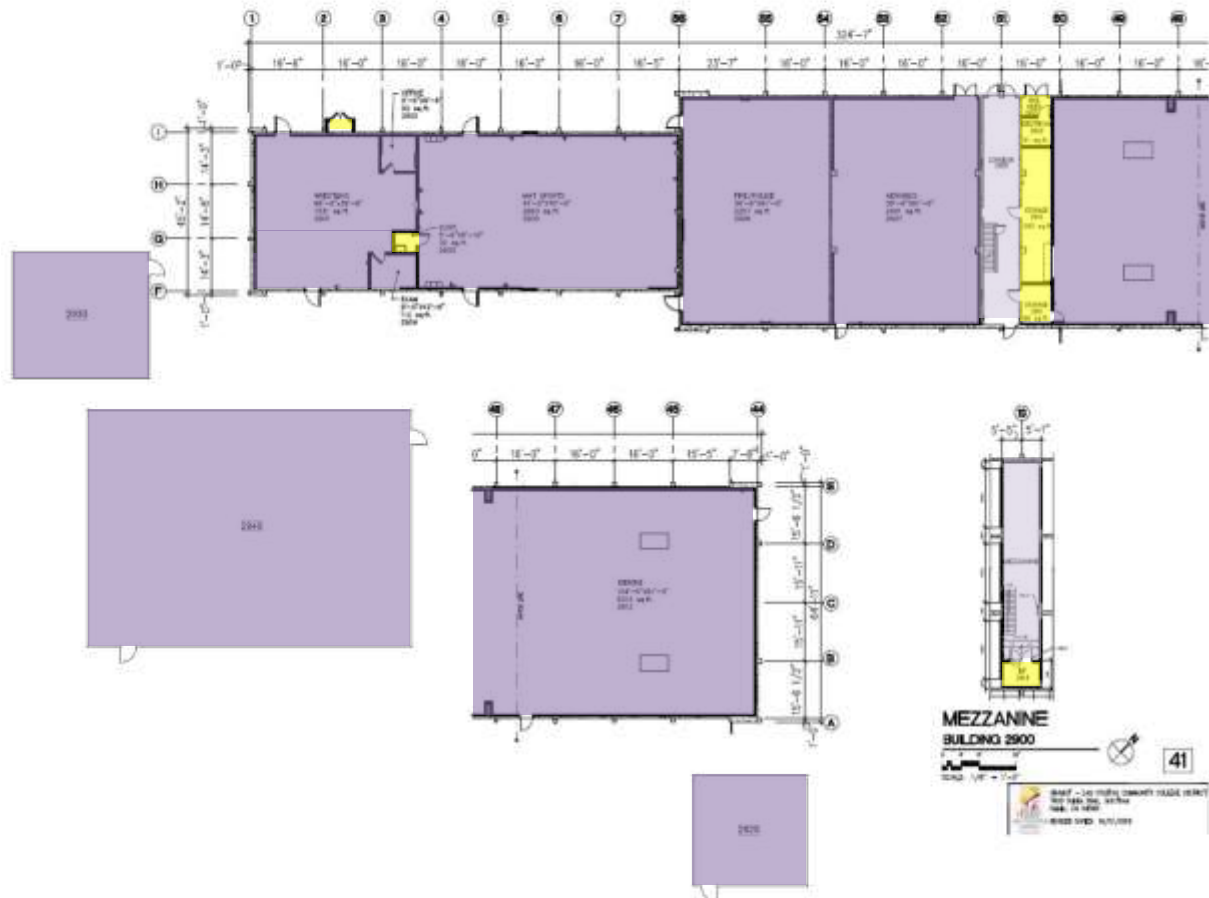
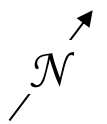
Chabot College – Building 1300 1<sup>st</sup> Floor  
25555 Hesperian Blvd., Hayward, CA  
FACS #PJ48098  
May 5, 2021

**LEGEND**

Green = staff personal spaces	Light Purple = common areas
Yellow = staff common areas	Dark Purple = public specialized areas
Orange = staff specialized areas	







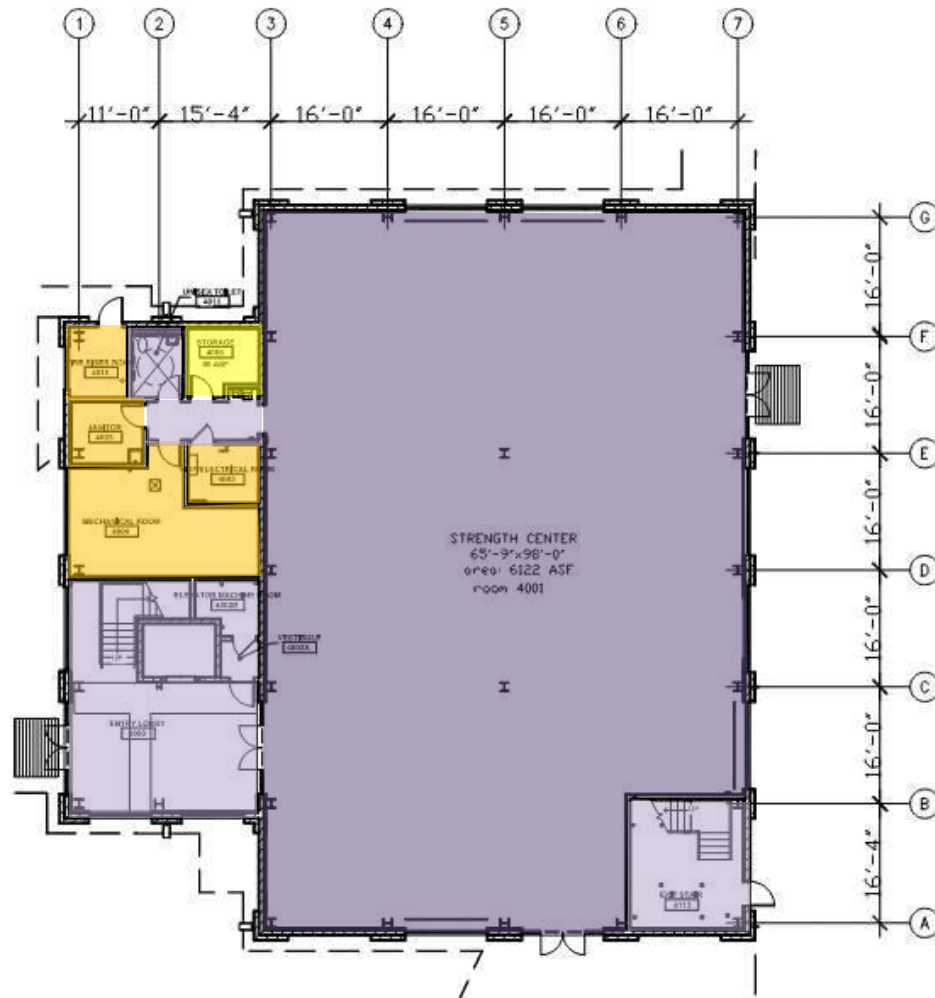
**Safe Work Practice Zones**

Chabot College – Buildings 2900  
 25555 Hesperian Blvd., Hayward, CA  
 FACS #PJ48098  
 May 6, 2021

**LEGEND**

Green = staff personal spaces	Light Purple = common areas
Yellow = staff common areas	Dark Purple = public specialized areas
Orange = staff specialized areas	





**CHABOT COLLEGE**  
**FIRST FLOOR PLAN PHYSICAL EDUCATION FACULTY OFFICES BUILDING 4000**

0 4' 8' 16'  
 SCALE: 1/8" = 1'-0"

Total SQFT: 8,281



**Safe Work Practice Zones**

Chabot College – Building 4000 1<sup>st</sup> Floor  
 25555 Hesperian Blvd., Hayward, CA  
 FACS #PJ48098  
 May 5, 2021

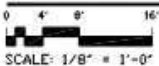
**LEGEND**

Green = staff personal spaces	Light Purple = common areas
Yellow = staff common areas	Dark Purple = public specialized areas
Orange = staff specialized areas	





**CHABOT COLLEGE**  
**SECOND FLOOR PLAN PHYSICAL EDUCATION FACULTY OFFICES BUILDING 4000**



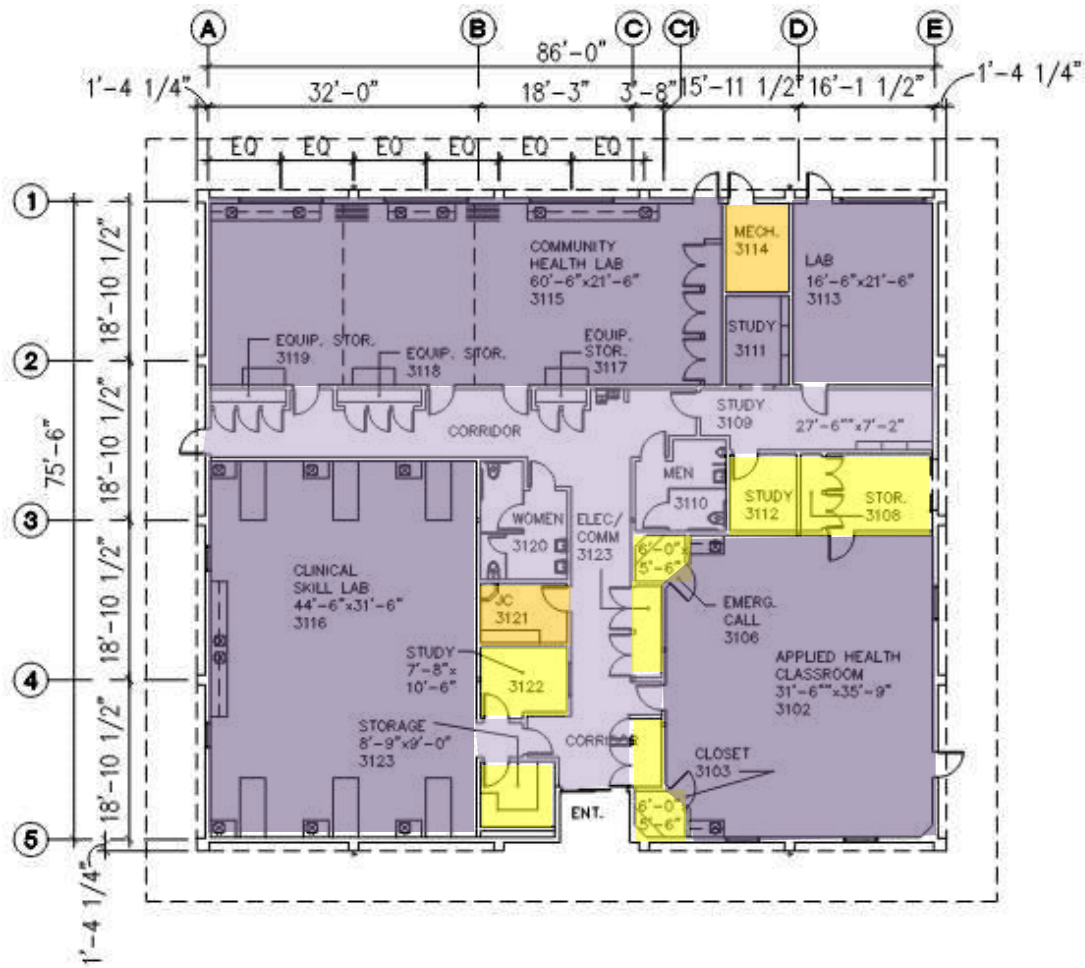
Total SQFT: 8,281

**Safe Work Practice Zones**  
 Chabot College – Building 4000 2nd Floor  
 25555 Hesperian Blvd., Hayward, CA  
 FACS #PJ48098  
 May 5, 2021

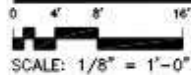
**LEGEND**

Green = staff personal spaces	Light Purple = common areas
Yellow = staff common areas	Dark Purple = public specialized areas
Orange = staff specialized areas	





**CHABOT COLLEGE**  
**FLOOR PLAN EMERGENCY MEDICAL SERVICE BUILDING 3100**



Total SQFT: 7,621



**Safe Work Practice Zones**

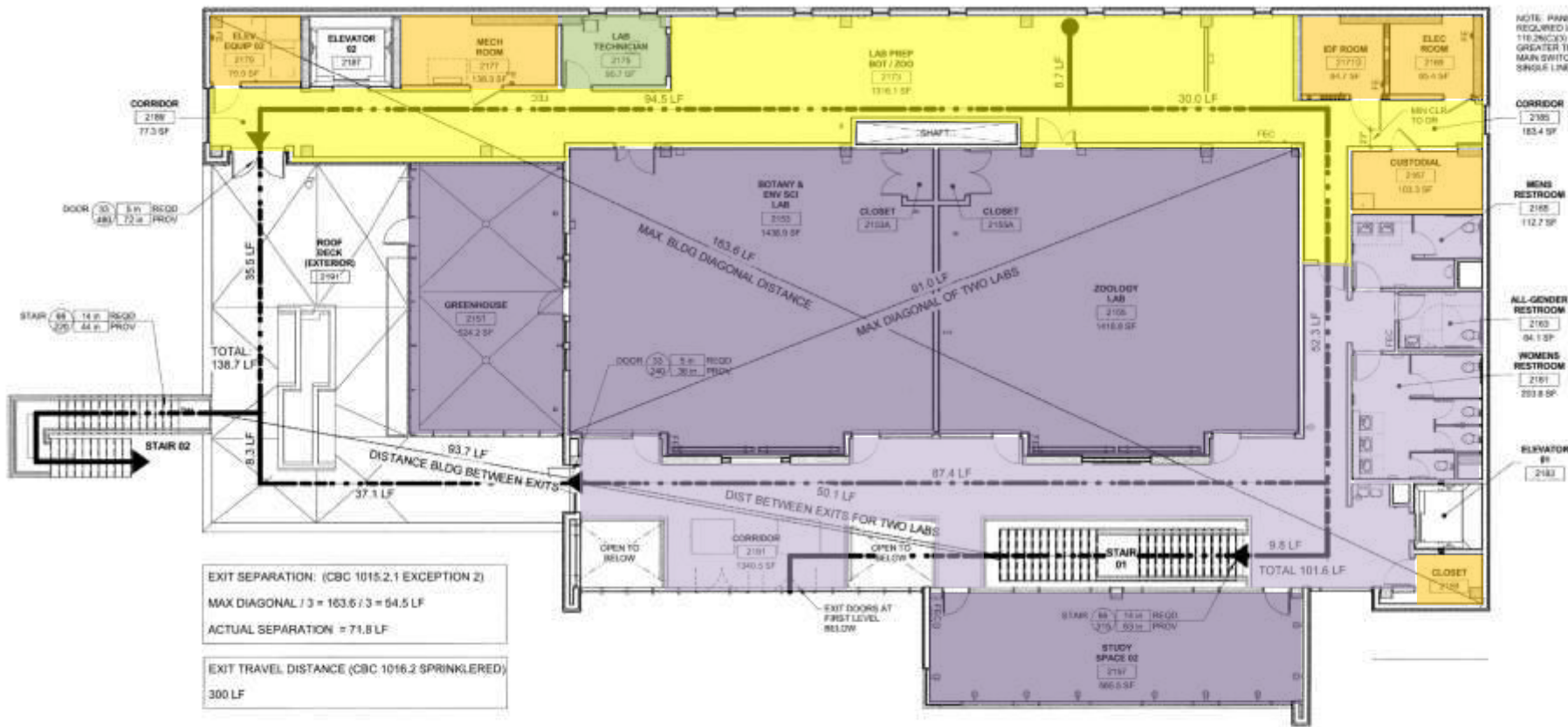
Chabot College – Building 3100 1<sup>st</sup> Floor  
 25555 Hesperian Blvd., Hayward, CA  
 FACS #PJ48098  
 May 5, 2021

**LEGEND**

Green = staff personal spaces	Light Purple = common areas
Yellow = staff common areas	Dark Purple = public specialized areas
Orange = staff specialized areas	







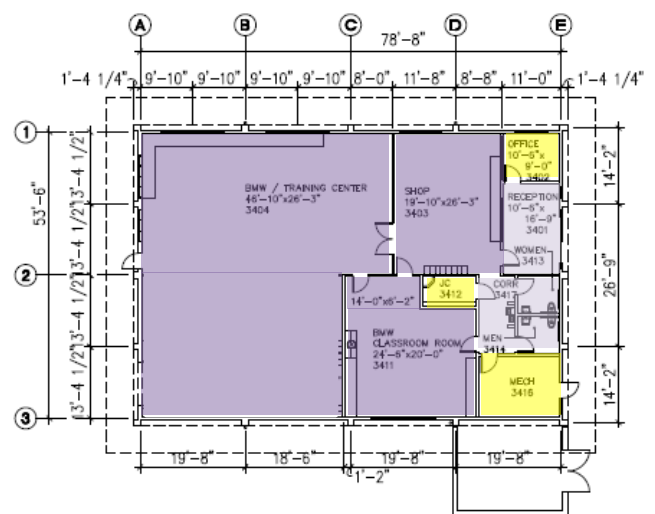
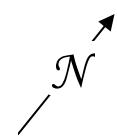
NOTE: PAVIC HATCHING IS NOT REQUIRED IN ELEC ROOMS PER DEC 118.2(6)(C) WHICH APPLIES IF GREATER THAN 1200A. TOTAL LOAD AT MAIN SWITCHBOARD IS 200A. SEE SINGLE LINE DIAGRAM IN E-001

**SECOND FLOOR EXITING PLAN**  
 SCALE: 1/8" = 1'-0"

**Safe Work Practice Zones**  
 Chabot College – Building 3200 2<sup>nd</sup> Floor  
 25555 Hesperian Blvd., Hayward, CA  
 FACS #PJ48098  
 May 11, 2021

LEGEND	
Green = staff personal spaces	Light Purple = common areas
Yellow = staff common areas	Dark Purple = public specialized areas
Orange = staff specialized areas	





**CHABOT COLLEGE**  
**FLOOR PLAN BMW TRAINING CENTER BUILDING 3400**  
 SCALE: 1/8" = 1'-0"  
 Total BQFT: 4,101

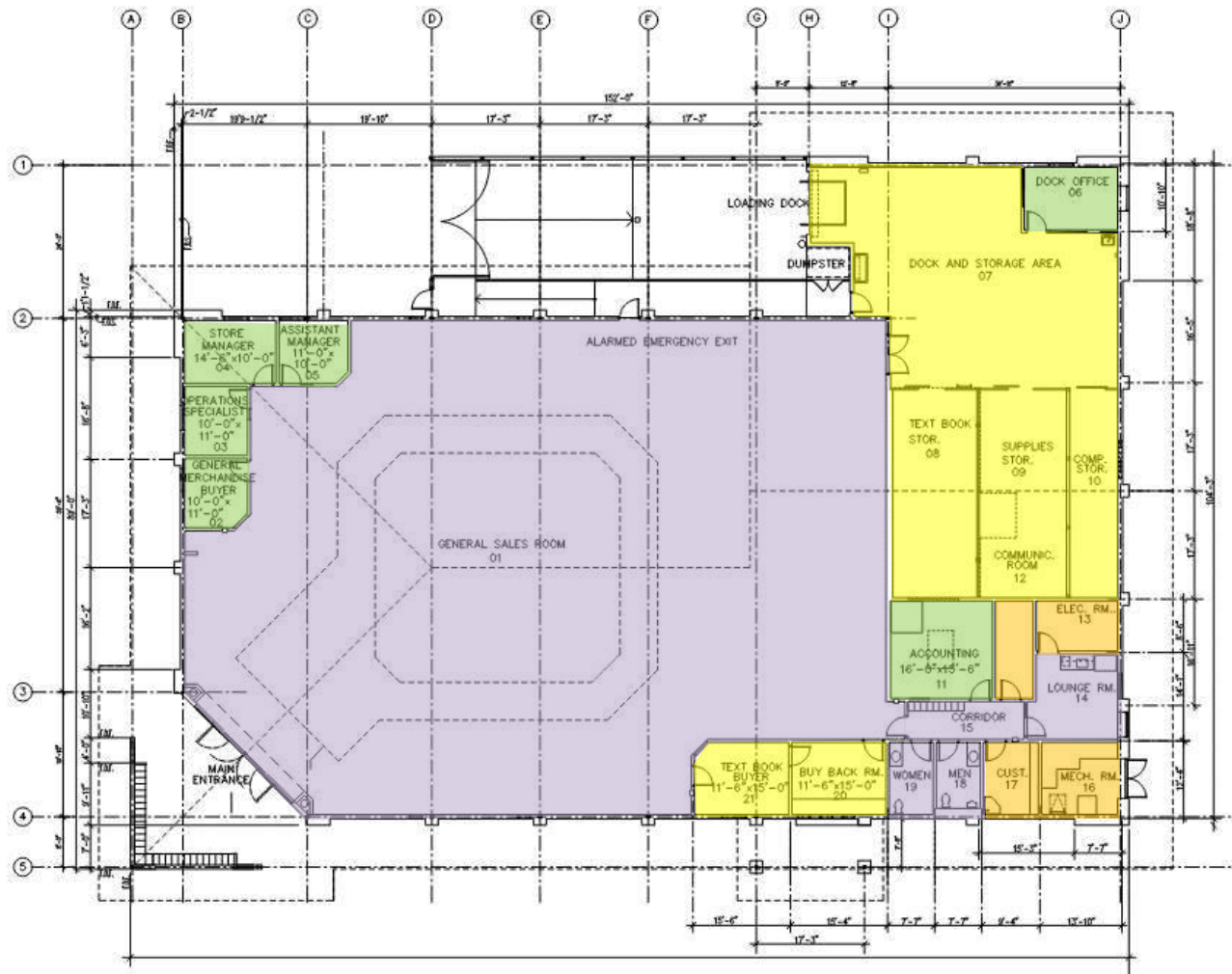
**Safe Work Practice Zones**

Chabot College – Building 3400  
 25555 Hesperian Blvd., Hayward, CA  
 FACS #PJ48098  
 September 16, 2020

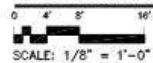
**LEGEND**

Green = staff personal spaces	Light Purple = common areas
Yellow = staff common areas	Dark Purple = public specialized areas
Orange = staff specialized areas	





**CHABOT COLLEGE**  
**FLOOR PLAN BOOK STORE BUILDING 3800**



Total SQFT: 13,928



**Safe Work Practice Zones**

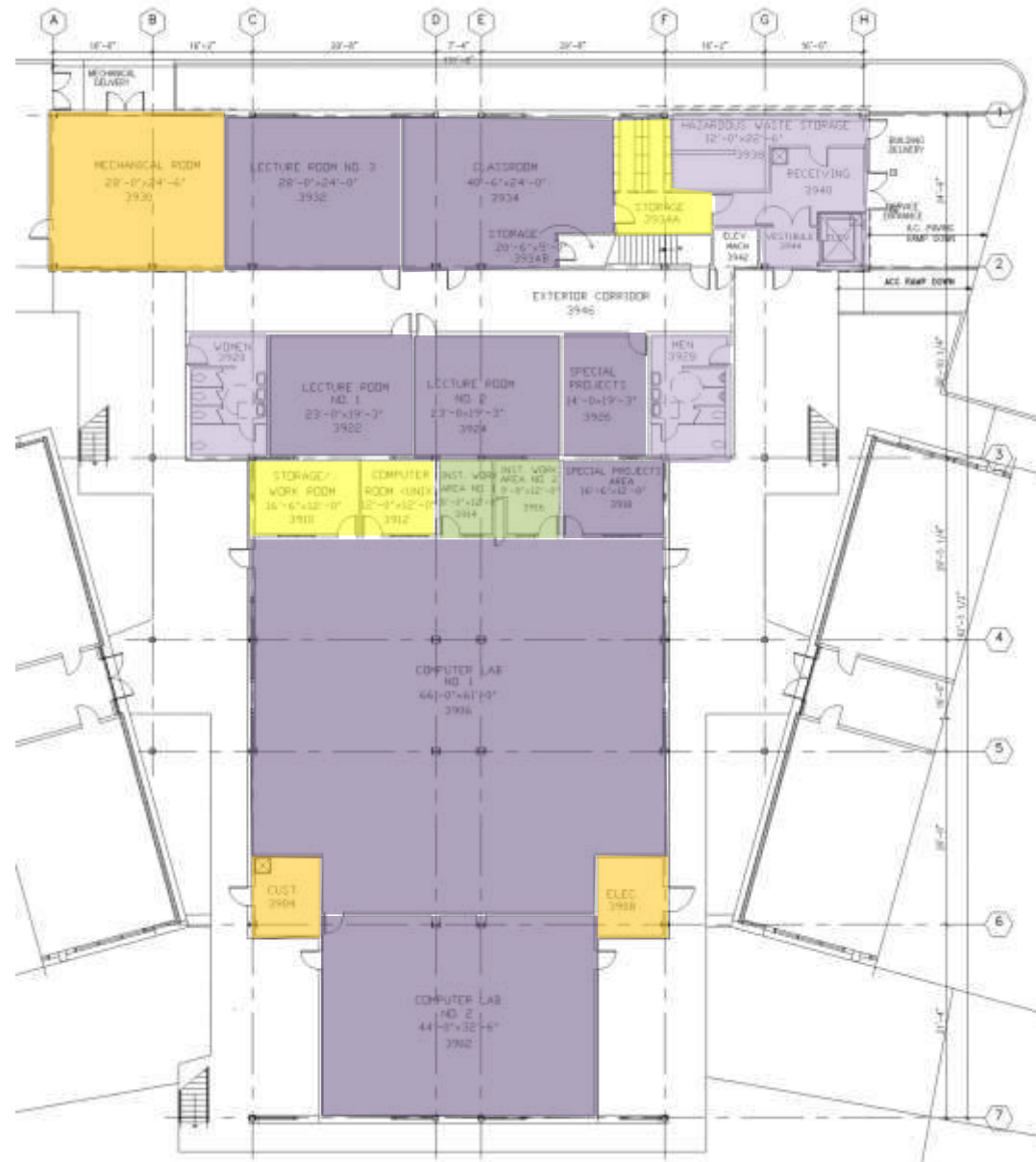
Chabot College – Building 3800  
 25555 Hesperian Blvd., Hayward, CA  
 FACS #PJ48098  
 May 5, 2021

**LEGEND**

Green = staff personal spaces	Light Purple = common areas
Yellow = staff common areas	Dark Purple = public specialized areas
Orange = staff specialized areas	







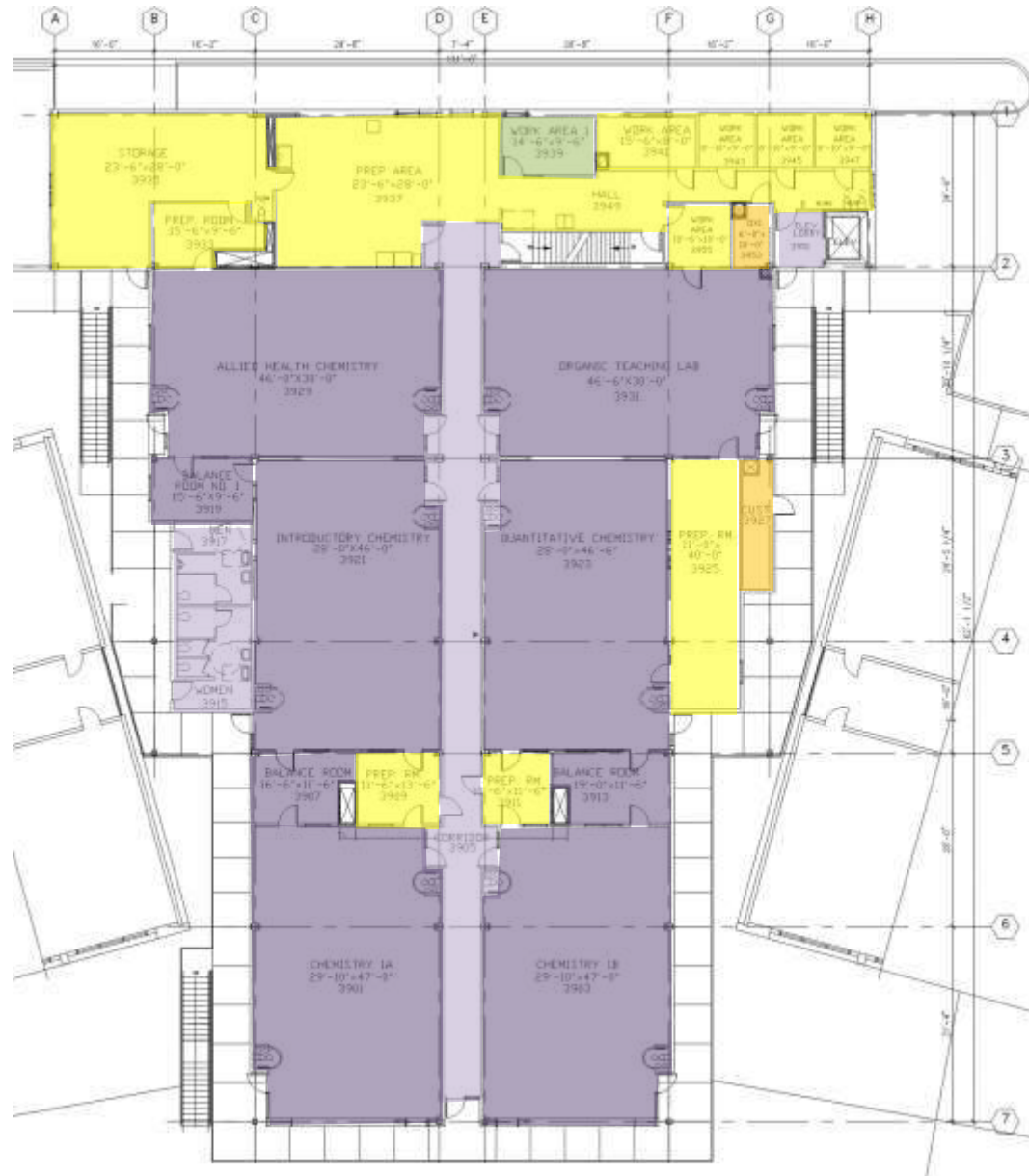
**Safe Work Practice Zones**

Chabot College – Building 3900 1<sup>st</sup> Floor  
 25555 Hesperian Blvd., Hayward, CA  
 FACS #PJ48098  
 May 5, 2021

**LEGEND**

Green = staff personal spaces	Light Purple = common areas
Yellow = staff common areas	Dark Purple = public specialized areas
Orange = staff specialized areas	





**Safe Work Practice Zones**

Chabot College – Building 3900 2nd Floor  
 25555 Hesperian Blvd., Hayward, CA  
 FACS #PJ48098  
 May 5, 2021

**LEGEND**

Green = staff personal spaces	Light Purple = common areas
Yellow = staff common areas	Dark Purple = public specialized areas
Orange = staff specialized areas	





## Room Detail Report - Spring 2022

**Chabot College**

\*Occupancy is based upon DSA IR A -26.cc: Lecture 20 sf/student; Computer Lab 35 sf/student; Science Lab 50 sf/student; Nursing & Dental 50 sf/student; Career Technical Education Shop 50 sf/student; Athletics and Kinesiology 50 sf/student: Fixed Seating rooms number of seats provided.

					Room Area	Occupancy Loads
					Total Area (SF)	* Fire Code Capacity
Campus	Building	Room #	Room Type			
482 - Chabot College	0100 0100 - LIBRARY	100-A	Circulation			
482 - Chabot College	0100 0100 - LIBRARY	102	Circulation			
482 - Chabot College	0100 0100 - LIBRARY	104	Circulation			
482 - Chabot College	0100 0100 - LIBRARY	106	Circulation			
482 - Chabot College	0100 0100 - LIBRARY	108	410 Read/Study Room	788		<b>15</b>
482 - Chabot College	0100 0100 - LIBRARY	108-B	Circulation			
482 - Chabot College	0100 0100 - LIBRARY	108-C	Circulation			
482 - Chabot College	0100 0100 - LIBRARY	112	410 Read/Study Room	145		<b>3</b>
482 - Chabot College	0100 0100 - LIBRARY	116	410 Read/Study Room	338		<b>6</b>
482 - Chabot College	0100 0100 - LIBRARY	120				
482 - Chabot College	0100 0100 - LIBRARY	120A	310 Office			
482 - Chabot College	0100 0100 - LIBRARY	120B	310 Office			
482 - Chabot College	0100 0100 - LIBRARY	120C	310 Office			
482 - Chabot College	0100 0100 - LIBRARY	120F				
482 - Chabot College	0100 0100 - LIBRARY	122	530 Audio/Visual, Radio, TV			
482 - Chabot College	0100 0100 - LIBRARY	122B	530 Audio/Visual, Radio, TV			
482 - Chabot College	0100 0100 - LIBRARY	124A	530 Audio/Visual, Radio, TV			
482 - Chabot College	0100 0100 - LIBRARY	124B	530 Audio/Visual, Radio, TV			
482 - Chabot College	0100 0100 - LIBRARY	124C	530 Audio/Visual, Radio, TV			
482 - Chabot College	0100 0100 - LIBRARY	130	110 Classroom	822		<b>41</b>
482 - Chabot College	0100 0100 - LIBRARY	132	Circulation			
482 - Chabot College	0100 0100 - LIBRARY	132A	530 Audio/Visual, Radio, TV			
482 - Chabot College	0100 0100 - LIBRARY	132B	530 Audio/Visual, Radio, TV			
482 - Chabot College	0100 0100 - LIBRARY	132C	530 Audio/Visual, Radio, TV			
482 - Chabot College	0100 0100 - LIBRARY	132D	530 Audio/Visual, Radio, TV			

## Room Detail Report - Spring 2022

### Chabot College

\*Occupancy is based upon DSA IR A -26.cc: Lecture 20 sf/student; Computer Lab 35 sf/student; Science Lab 50 sf/student; Nursing & Dental 50 sf/student; Career Technical Education Shop 50 sf/student; Athletics and Kinesiology 50 sf/student: Fixed Seating rooms number of seats provided.

					Room Area	Occupancy Loads
					Total Area (SF)	* Fire Code Capacity
Campus	Building	Room #	Room Type			
482 - Chabot College	0100 0100 - LIBRARY	132E	530 Audio/Visual, Radio, TV			
482 - Chabot College	0100 0100 - LIBRARY	134	680 Meeting Room	419	27	
482 - Chabot College	0100 0100 - LIBRARY	136	410 Read/Study Room	683	13	
482 - Chabot College	0100 0100 - LIBRARY	136A	310 Office	246		
482 - Chabot College	0100 0100 - LIBRARY	140	680 Meeting Room	179	11	
482 - Chabot College	0100 0100 - LIBRARY	142	315 Office Support	263	17	
482 - Chabot College	0100 0100 - LIBRARY	144	310 Office	177	2	
482 - Chabot College	0100 0100 - LIBRARY	146	310 Office	127	1	
482 - Chabot College	0100 0100 - LIBRARY	146A	410 Read/Study Room	474	9	
482 - Chabot College	0100 0100 - LIBRARY	148	310 Office	88	1	
482 - Chabot College	0100 0100 - LIBRARY	150	310 Office	88	1	
482 - Chabot College	0100 0100 - LIBRARY	152	310 Office	88	1	
482 - Chabot College	0100 0100 - LIBRARY	154	310 Office	88	1	
482 - Chabot College	0100 0100 - LIBRARY	156	310 Office	88	1	
482 - Chabot College	0100 0100 - LIBRARY	158	310 Office	88	1	
482 - Chabot College	0100 0100 - LIBRARY	160	310 Office	88	1	
482 - Chabot College	0100 0100 - LIBRARY	162	310 Office	88	1	
482 - Chabot College	0100 0100 - LIBRARY	164	410 Read/Study Room	198	4	
482 - Chabot College	0100 0100 - LIBRARY	166	310 Office	105	1	
482 - Chabot College	0100 0100 - LIBRARY	168	310 Office	105	1	
482 - Chabot College	0100 0100 - LIBRARY	170	410 Read/Study Room	828	16	
482 - Chabot College	0100 0100 - LIBRARY	170A	410 Read/Study Room	520	10	
482 - Chabot College	0100 0100 - LIBRARY	170B	410 Read/Study Room	594	12	
482 - Chabot College	0100 0100 - LIBRARY	172	310 Office	105	1	
482 - Chabot College	0100 0100 - LIBRARY	174	310 Office	88	1	

## Room Detail Report - Spring 2022

### Chabot College

\*Occupancy is based upon DSA IR A -26.cc: Lecture 20 sf/student; Computer Lab 35 sf/student; Science Lab 50 sf/student; Nursing & Dental 50 sf/student; Career Technical Education Shop 50 sf/student; Athletics and Kinesiology 50 sf/student: Fixed Seating rooms number of seats provided.

					Room Area	Occupancy Loads
					Total Area (SF)	* Fire Code Capacity
Campus	Building	Room #	Room Type			
482 - Chabot College	0100 0100 - LIBRARY	176	310 Office	88	1	
482 - Chabot College	0100 0100 - LIBRARY	178	310 Office	88	1	
482 - Chabot College	0100 0100 - LIBRARY	180	310 Office	88	1	
482 - Chabot College	0100 0100 - LIBRARY	182	310 Office	88	1	
482 - Chabot College	0100 0100 - LIBRARY	184	310 Office	88	1	
482 - Chabot College	0100 0100 - LIBRARY	186	310 Office	88	1	
482 - Chabot College	0100 0100 - LIBRARY	188	310 Office	88	1	
482 - Chabot College	0100 0100 - LIBRARY	190	315 Office Support	88	1	
482 - Chabot College	0100 0100 - LIBRARY	192	680 Meeting Room	874	58	
482 - Chabot College	0100 0100 - LIBRARY	192A	315 Office Support			
482 - Chabot College	0100 0100 - LIBRARY	194	315 Office Support			
482 - Chabot College	0100 0100 - LIBRARY	195	110 Classroom	1688	84	
482 - Chabot College	0100 0100 - LIBRARY	198	530 Audio/Visual, Radio, TV	431	8	
482 - Chabot College	0100 0100 - LIBRARY	101	410 Read/Study Room			
482 - Chabot College	0100 0100 - LIBRARY	107	680 Meeting Room	749	49	
482 - Chabot College	0100 0100 - LIBRARY	109	680 Meeting Room	183	12	
482 - Chabot College	0100 0100 - LIBRARY	111	310 Office	180	2	
482 - Chabot College	0100 0100 - LIBRARY	113	310 Office	179	2	
482 - Chabot College	0100 0100 - LIBRARY	115	310 Office	813	11	
482 - Chabot College	0100 0100 - LIBRARY	115D	680 Meeting Room	411	27	
482 - Chabot College	0100 0100 - LIBRARY	117	310 Office	337	4	
482 - Chabot College	0100 0100 - LIBRARY	119	110 Classroom	1090	54	
482 - Chabot College	0100 0100 - LIBRARY	101M	410 Read/Study Room			
482 - Chabot College	0200 0200 -ADMINISTRATION	200	680 Meeting Room -Board Room	1359	90	
482 - Chabot College	0200 0200 -ADMINISTRATION	203	310 Office	184	1	

## Room Detail Report - Spring 2022

### Chabot College

\*Occupancy is based upon DSA IR A -26.cc: Lecture 20 sf/student; Computer Lab 35 sf/student; Science Lab 50 sf/student; Nursing & Dental 50 sf/student; Career Technical Education Shop 50 sf/student; Athletics and Kinesiology 50 sf/student: Fixed Seating rooms number of seats provided.

					Room Area	Occupancy Loads
					Total Area (SF)	* Fire Code Capacity
Campus	Building	Room #	Room Type			
482 - Chabot College	0200 0200 -ADMINISTRATION	204	310 Office	390	2	
482 - Chabot College	0200 0200 -ADMINISTRATION	205	310 Office	192	6	
482 - Chabot College	0200 0200 -ADMINISTRATION	206	310 Office	290	3	
482 - Chabot College	0200 0200 -ADMINISTRATION	207	310 Office	230	2	
482 - Chabot College	0200 0200 -ADMINISTRATION	208	310 Office	242	2	
482 - Chabot College	0200 0200 -ADMINISTRATION	209	310 Office	111	1	
482 - Chabot College	0200 0200 -ADMINISTRATION	210	310 Office	799	8	
482 - Chabot College	0200 0200 -ADMINISTRATION	211	310 Office	111	1	
482 - Chabot College	0200 0200 -ADMINISTRATION	212	310 Office	154	1	
482 - Chabot College	0200 0200 -ADMINISTRATION	213	310 Office	88	1	
482 - Chabot College	0200 0200 -ADMINISTRATION	214	310 Office	238	1	
482 - Chabot College	0200 0200 -ADMINISTRATION	215	310 Office	111	1	
482 - Chabot College	0200 0200 -ADMINISTRATION	216	310 Office	112	1	
482 - Chabot College	0200 0200 -ADMINISTRATION	217	310 Office	92	1	
482 - Chabot College	0200 0200 -ADMINISTRATION	218	310 Office	111	1	
482 - Chabot College	0200 0200 -ADMINISTRATION	219	310 Office	94	1	
482 - Chabot College	0200 0200 -ADMINISTRATION	220	310 Office	113	1	
482 - Chabot College	0200 0200 -ADMINISTRATION	222	310 Office	114	1	
482 - Chabot College	0200 0200 -ADMINISTRATION	223	310 Office	407	4	
482 - Chabot College	0200 0200 -ADMINISTRATION	231	310 Office	127	1	
482 - Chabot College	0200 0200 -ADMINISTRATION	233	310 Office	94	1	
482 - Chabot College	0200 0200 -ADMINISTRATION	235	310 Office	104	1	
482 - Chabot College	0200 0200 -ADMINISTRATION	204-B	310 Office	397	14	
482 - Chabot College	0200 0200 -ADMINISTRATION	206-A	310 Office	182	1	
482 - Chabot College	0200 0200 -ADMINISTRATION	208-A	310 Office	247	7	

## Room Detail Report - Spring 2022

### Chabot College

\*Occupancy is based upon DSA IR A -26.cc: Lecture 20 sf/student; Computer Lab 35 sf/student; Science Lab 50 sf/student; Nursing & Dental 50 sf/student; Career Technical Education Shop 50 sf/student; Athletics and Kinesiology 50 sf/student: Fixed Seating rooms number of seats provided.

					Room Area	Occupancy Loads
					Total Area (SF)	* Fire Code Capacity
Campus	Building	Room #	Room Type			
482 - Chabot College	0200 0200 -ADMINISTRATION	223-A	310 Office		138	1
482 - Chabot College	0200 0200 -ADMINISTRATION	223-B	315 Office Service		222	2
482 - Chabot College	0300 0300 - BUSINESS	301	Storage		0	0
482 - Chabot College	0300 0300 - BUSINESS	303	IT Training		823	23
482 - Chabot College	0300 0300 - BUSINESS	304	710 Data Processing/Computer		0	0
482 - Chabot College	0300 0300 - BUSINESS	305	310 Office		291	1
482 - Chabot College	0300 0300 - BUSINESS	307	MPOE		0	0
482 - Chabot College	0300 0300 - BUSINESS	351	110 Classroom		773	38
482 - Chabot College	0300 0300 - BUSINESS	352	210 Class Lab		1539	43
482 - Chabot College	0300 0300 - BUSINESS	353	110 Classroom		701	36
482 - Chabot College	0300 0300 - BUSINESS	354	210 Class Lab		1241	62
482 - Chabot College	0300 0300 - BUSINESS	355	110 Classroom		1659	82
482 - Chabot College	0300 0300 - BUSINESS	356	110 Classroom		718	35
482 - Chabot College	0300 0300 - BUSINESS	357	110 Classroom		697	34
482 - Chabot College	0300 0300 - BUSINESS	359	110 Classroom		751	37
482 - Chabot College	0300 0300 - BUSINESS	302-A	710 Data Processing/Computer		245	2
482 - Chabot College	0300 0300 - BUSINESS	304-A	680 Meeting Room		328	6
482 - Chabot College	0300 0300 - BUSINESS	305-A	310 Office		138	1
482 - Chabot College	0300 0300 - BUSINESS	305-B	310 Office		138	1
482 - Chabot College	0400 0400 - INSTRUC. OFFICE	405	680 Meeting Room		921	46
482 - Chabot College	0400 0400 - INSTRUC. OFFICE	408	310 Office		215	2
482 - Chabot College	0400 0400 - INSTRUC. OFFICE	410	310 Office		183	1
482 - Chabot College	0400 0400 - INSTRUC. OFFICE	412	310 Office		215	2
482 - Chabot College	0400 0400 - INSTRUC. OFFICE	414	310 Office		183	1
482 - Chabot College	0400 0400 - INSTRUC. OFFICE	455	680 Meeting Room		921	46



## Room Detail Report - Spring 2022

**Chabot College**

\*Occupancy is based upon DSA IR A -26.cc: Lecture 20 sf/student; Computer Lab 35 sf/student; Science Lab 50 sf/student; Nursing & Dental 50 sf/student; Career Technical Education Shop 50 sf/student; Athletics and Kinesiology 50 sf/student: Fixed Seating rooms number of seats provided.

					Room Area	Occupancy Loads
					Total Area (SF)	* Fire Code Capacity
Campus	Building	Room #	Room Type			
482 - Chabot College	0400 0400 - INSTRUC. OFFICE	458	310 Office	215	2	
482 - Chabot College	0400 0400 - INSTRUC. OFFICE	460	310 Office	183	1	
482 - Chabot College	0400 0400 - INSTRUC. OFFICE	462	310 Office	215	1	
482 - Chabot College	0400 0400 - INSTRUC. OFFICE	464	310 Office	183	1	
482 - Chabot College	0400 0400 - INSTRUC. OFFICE	401-A	310 Office	102	1	
482 - Chabot College	0400 0400 - INSTRUC. OFFICE	401-B	310 Office	102	1	
482 - Chabot College	0400 0400 - INSTRUC. OFFICE	401-C	310 Office	102	1	
482 - Chabot College	0400 0400 - INSTRUC. OFFICE	401-D	310 Office	102	1	
482 - Chabot College	0400 0400 - INSTRUC. OFFICE	401-E	310 Office	102	1	
482 - Chabot College	0400 0400 - INSTRUC. OFFICE	401-F	310 Office	102	1	
482 - Chabot College	0400 0400 - INSTRUC. OFFICE	401-G	310 Office	102	1	
482 - Chabot College	0400 0400 - INSTRUC. OFFICE	401-H	310 Office	102	1	
482 - Chabot College	0400 0400 - INSTRUC. OFFICE	401-J	310 Office	102	1	
482 - Chabot College	0400 0400 - INSTRUC. OFFICE	401-K	310 Office	200	2	
482 - Chabot College	0400 0400 - INSTRUC. OFFICE	401-L	680 Meeting Room	101	8	
482 - Chabot College	0400 0400 - INSTRUC. OFFICE	401-N	310 Office	102	1	
482 - Chabot College	0400 0400 - INSTRUC. OFFICE	401-P	310 Office	102	1	
482 - Chabot College	0400 0400 - INSTRUC. OFFICE	401-Q	310 Office	102	1	
482 - Chabot College	0400 0400 - INSTRUC. OFFICE	401-R	310 Office	102	1	
482 - Chabot College	0400 0400 - INSTRUC. OFFICE	401-S	310 Office	102	1	
482 - Chabot College	0400 0400 - INSTRUC. OFFICE	402-A	310 Office	104	1	
482 - Chabot College	0400 0400 - INSTRUC. OFFICE	402-B	310 Office	102	1	
482 - Chabot College	0400 0400 - INSTRUC. OFFICE	402-E	310 Office	102	1	
482 - Chabot College	0400 0400 - INSTRUC. OFFICE	402-F	310 Office	102	1	
482 - Chabot College	0400 0400 - INSTRUC. OFFICE	402-G	310 Office	102	1	

## Room Detail Report - Spring 2022

### Chabot College

\*Occupancy is based upon DSA IR A -26.cc: Lecture 20 sf/student; Computer Lab 35 sf/student; Science Lab 50 sf/student; Nursing & Dental 50 sf/student; Career Technical Education Shop 50 sf/student; Athletics and Kinesiology 50 sf/student: Fixed Seating rooms number of seats provided.

					Room Area	Occupancy Loads
					Total Area (SF)	* Fire Code Capacity
Campus	Building	Room #	Room Type			
482 - Chabot College	0400 0400 - INSTRUC. OFFICE	402-H	310 Office		100	1
482 - Chabot College	0400 0400 - INSTRUC. OFFICE	402-J	310 Office		100	1
482 - Chabot College	0400 0400 - INSTRUC. OFFICE	402-K	310 Office		102	1
482 - Chabot College	0400 0400 - INSTRUC. OFFICE	402-L	310 Office		215	2
482 - Chabot College	0400 0400 - INSTRUC. OFFICE	402-N	310 Office		105	1
482 - Chabot College	0400 0400 - INSTRUC. OFFICE	402-P	310 Office		102	1
482 - Chabot College	0400 0400 - INSTRUC. OFFICE	402-Q	310 Office		100	1
482 - Chabot College	0400 0400 - INSTRUC. OFFICE	402-S	310 Office		101	1
482 - Chabot College	0400 0400 - INSTRUC. OFFICE	402-T	310 Office		102	1
482 - Chabot College	0400 0400 - INSTRUC. OFFICE	402-U	310 Office		102	1
482 - Chabot College	0400 0400 - INSTRUC. OFFICE	402-V	310 Office		102	1
482 - Chabot College	0400 0400 - INSTRUC. OFFICE	403-C	310 Office		207	2
482 - Chabot College	0400 0400 - INSTRUC. OFFICE	403-D	310 Office		102	1
482 - Chabot College	0400 0400 - INSTRUC. OFFICE	403-E	310 Office		102	1
482 - Chabot College	0400 0400 - INSTRUC. OFFICE	403-F	310 Office		102	1
482 - Chabot College	0400 0400 - INSTRUC. OFFICE	403-G	310 Office		102	1
482 - Chabot College	0400 0400 - INSTRUC. OFFICE	403-J	310 Office		100	1
482 - Chabot College	0400 0400 - INSTRUC. OFFICE	403-K	310 Office		100	1
482 - Chabot College	0400 0400 - INSTRUC. OFFICE	403-L	310 Office		100	1
482 - Chabot College	0400 0400 - INSTRUC. OFFICE	403-N	680 Meeting Room		200	10
482 - Chabot College	0400 0400 - INSTRUC. OFFICE	403-P	310 Office		100	1
482 - Chabot College	0400 0400 - INSTRUC. OFFICE	403-Q	310 Office		100	1
482 - Chabot College	0400 0400 - INSTRUC. OFFICE	403-R	310 Office		102	1
482 - Chabot College	0400 0400 - INSTRUC. OFFICE	403-S	310 Office		102	1
482 - Chabot College	0400 0400 - INSTRUC. OFFICE	403-T	310 Office		102	1

## Room Detail Report - Spring 2022

**Chabot College**

\*Occupancy is based upon DSA IR A -26.cc: Lecture 20 sf/student; Computer Lab 35 sf/student; Science Lab 50 sf/student; Nursing & Dental 50 sf/student; Career Technical Education Shop 50 sf/student; Athletics and Kinesiology 50 sf/student: Fixed Seating rooms number of seats provided.

					Room Area	Occupancy Loads
					Total Area (SF)	* Fire Code Capacity
Campus	Building	Room #	Room Type			
482 - Chabot College	0400 0400 - INSTRUC. OFFICE	403-U	310 Office		102	1
482 - Chabot College	0400 0400 - INSTRUC. OFFICE	403-V	310 Office		102	1
482 - Chabot College	0400 0400 - INSTRUC. OFFICE	403-W	310 Office		102	1
482 - Chabot College	0400 0400 - INSTRUC. OFFICE	403-X	310 Office		102	1
482 - Chabot College	0400 0400 - INSTRUC. OFFICE	403-Y	310 Office		102	1
482 - Chabot College	0400 0400 - INSTRUC. OFFICE	403-Z	310 Office		104	1
482 - Chabot College	0400 0400 - INSTRUC. OFFICE	404-A	310 Office		104	1
482 - Chabot College	0400 0400 - INSTRUC. OFFICE	404-B	310 Office		102	1
482 - Chabot College	0400 0400 - INSTRUC. OFFICE	404-C	310 Office		102	1
482 - Chabot College	0400 0400 - INSTRUC. OFFICE	404-D	310 Office		102	1
482 - Chabot College	0400 0400 - INSTRUC. OFFICE	404-E	310 Office		102	1
482 - Chabot College	0400 0400 - INSTRUC. OFFICE	404-F	310 Office		102	1
482 - Chabot College	0400 0400 - INSTRUC. OFFICE	404-G	310 Office		102	1
482 - Chabot College	0400 0400 - INSTRUC. OFFICE	404-H	310 Office		100	1
482 - Chabot College	0400 0400 - INSTRUC. OFFICE	404-J	310 Office		196	2
482 - Chabot College	0400 0400 - INSTRUC. OFFICE	404-K	680 Meeting Room		99	4
482 - Chabot College	0400 0400 - INSTRUC. OFFICE	404-M	310 Office		102	1
482 - Chabot College	0400 0400 - INSTRUC. OFFICE	404-N	310 Office		102	1
482 - Chabot College	0400 0400 - INSTRUC. OFFICE	404-P	310 Office		102	1
482 - Chabot College	0400 0400 - INSTRUC. OFFICE	404-Q	310 Office		207	2
482 - Chabot College	0400 0400 - INSTRUC. OFFICE	404-R	310 Office		103	1
482 - Chabot College	0400 0400 - INSTRUC. OFFICE	451-A	310 Office		102	1
482 - Chabot College	0400 0400 - INSTRUC. OFFICE	451-B	310 Office		102	1
482 - Chabot College	0400 0400 - INSTRUC. OFFICE	451-C	310 Office		102	1
482 - Chabot College	0400 0400 - INSTRUC. OFFICE	451-D	310 Office		102	1

## Room Detail Report - Spring 2022

### Chabot College

\*Occupancy is based upon DSA IR A -26.cc: Lecture 20 sf/student; Computer Lab 35 sf/student; Science Lab 50 sf/student; Nursing & Dental 50 sf/student; Career Technical Education Shop 50 sf/student; Athletics and Kinesiology 50 sf/student: Fixed Seating rooms number of seats provided.

					Room Area	Occupancy Loads
					Total Area (SF)	* Fire Code Capacity
Campus	Building	Room #	Room Type			
482 - Chabot College	0400 0400 - INSTRUC. OFFICE	451-E	310 Office		102	1
482 - Chabot College	0400 0400 - INSTRUC. OFFICE	451-F	310 Office		102	1
482 - Chabot College	0400 0400 - INSTRUC. OFFICE	451-G	310 Office		102	1
482 - Chabot College	0400 0400 - INSTRUC. OFFICE	451-H	310 Office		102	1
482 - Chabot College	0400 0400 - INSTRUC. OFFICE	451-J	310 Office		102	1
482 - Chabot College	0400 0400 - INSTRUC. OFFICE	451-K	310 Office		200	2
482 - Chabot College	0400 0400 - INSTRUC. OFFICE	451-L	680 Meeting Room		101	8
482 - Chabot College	0400 0400 - INSTRUC. OFFICE	451-N	310 Office		102	1
482 - Chabot College	0400 0400 - INSTRUC. OFFICE	451-P	310 Office		102	1
482 - Chabot College	0400 0400 - INSTRUC. OFFICE	451-Q	310 Office		102	1
482 - Chabot College	0400 0400 - INSTRUC. OFFICE	451-R	310 Office		102	1
482 - Chabot College	0400 0400 - INSTRUC. OFFICE	451-S	310 Office		102	1
482 - Chabot College	0400 0400 - INSTRUC. OFFICE	452-A	310 Office		104	1
482 - Chabot College	0400 0400 - INSTRUC. OFFICE	452-B	310 Office		102	1
482 - Chabot College	0400 0400 - INSTRUC. OFFICE	452-C	310 Office		102	1
482 - Chabot College	0400 0400 - INSTRUC. OFFICE	452-D	310 Office		102	1
482 - Chabot College	0400 0400 - INSTRUC. OFFICE	452-E	310 Office		102	1
482 - Chabot College	0400 0400 - INSTRUC. OFFICE	452-F	310 Office		102	1
482 - Chabot College	0400 0400 - INSTRUC. OFFICE	452-G	310 Office		102	1
482 - Chabot College	0400 0400 - INSTRUC. OFFICE	452-H	310 Office		100	1
482 - Chabot College	0400 0400 - INSTRUC. OFFICE	452-J	310 Office		100	1
482 - Chabot College	0400 0400 - INSTRUC. OFFICE	452-K	310 Office		102	1
482 - Chabot College	0400 0400 - INSTRUC. OFFICE	452-L	310 Office		215	2
482 - Chabot College	0400 0400 - INSTRUC. OFFICE	452-M	310 Office		105	1
482 - Chabot College	0400 0400 - INSTRUC. OFFICE	452-N	310 Office		102	1

## Room Detail Report - Spring 2022

### Chabot College

\*Occupancy is based upon DSA IR A -26.cc: Lecture 20 sf/student; Computer Lab 35 sf/student; Science Lab 50 sf/student; Nursing & Dental 50 sf/student; Career Technical Education Shop 50 sf/student; Athletics and Kinesiology 50 sf/student: Fixed Seating rooms number of seats provided.

					Room Area	Occupancy Loads
					Total Area (SF)	* Fire Code Capacity
Campus	Building	Room #	Room Type			
482 - Chabot College	0400 0400 - INSTRUC. OFFICE	452-P	310 Office	100	1	
482 - Chabot College	0400 0400 - INSTRUC. OFFICE	452-R	310 Office	101	1	
482 - Chabot College	0400 0400 - INSTRUC. OFFICE	452-S	310 Office	102	1	
482 - Chabot College	0400 0400 - INSTRUC. OFFICE	452-T	310 Office	102	1	
482 - Chabot College	0400 0400 - INSTRUC. OFFICE	452-U	310 Office	102	1	
482 - Chabot College	0400 0400 - INSTRUC. OFFICE	452-X	350 Conference Room	105	8	
482 - Chabot College	0400 0400 - INSTRUC. OFFICE	453-A	310 Office	104	1	
482 - Chabot College	0400 0400 - INSTRUC. OFFICE	453-B	310 Office	102	1	
482 - Chabot College	0400 0400 - INSTRUC. OFFICE	453-C	650 Lounge	102	1	
482 - Chabot College	0400 0400 - INSTRUC. OFFICE	453-D	310 Office	102	1	
482 - Chabot College	0400 0400 - INSTRUC. OFFICE	453-E	310 Office	102	1	
482 - Chabot College	0400 0400 - INSTRUC. OFFICE	453-F	310 Office	102	1	
482 - Chabot College	0400 0400 - INSTRUC. OFFICE	453-G	310 Office	102	1	
482 - Chabot College	0400 0400 - INSTRUC. OFFICE	453-H	310 Office	102	1	
482 - Chabot College	0400 0400 - INSTRUC. OFFICE	453-J	310 Office	102	1	
482 - Chabot College	0400 0400 - INSTRUC. OFFICE	453-K	310 Office	100	1	
482 - Chabot College	0400 0400 - INSTRUC. OFFICE	453-L	310 Office	100	1	
482 - Chabot College	0400 0400 - INSTRUC. OFFICE	453-M	680 Meeting Room	222	10	
482 - Chabot College	0400 0400 - INSTRUC. OFFICE	453-N	310 Office	100	1	
482 - Chabot College	0400 0400 - INSTRUC. OFFICE	453-Q	310 Office	100	1	
482 - Chabot College	0400 0400 - INSTRUC. OFFICE	453-S	310 Office	102	1	
482 - Chabot College	0400 0400 - INSTRUC. OFFICE	453-T	310 Office	102	1	
482 - Chabot College	0400 0400 - INSTRUC. OFFICE	453-U	310 Office	102	1	
482 - Chabot College	0400 0400 - INSTRUC. OFFICE	453-V	310 Office	102	1	
482 - Chabot College	0400 0400 - INSTRUC. OFFICE	453-W	310 Office	102	1	

## Room Detail Report - Spring 2022

### Chabot College

\*Occupancy is based upon DSA IR A -26.cc: Lecture 20 sf/student; Computer Lab 35 sf/student; Science Lab 50 sf/student; Nursing & Dental 50 sf/student; Career Technical Education Shop 50 sf/student; Athletics and Kinesiology 50 sf/student: Fixed Seating rooms number of seats provided.

					Room Area	Occupancy Loads
					Total Area (SF)	* Fire Code Capacity
Campus	Building	Room #	Room Type			
482 - Chabot College	0400 0400 - INSTRUC. OFFICE	454-A	310 Office		104	1
482 - Chabot College	0400 0400 - INSTRUC. OFFICE	454-B	310 Office		102	1
482 - Chabot College	0400 0400 - INSTRUC. OFFICE	454-C	310 Office		102	1
482 - Chabot College	0400 0400 - INSTRUC. OFFICE	454-D	310 Office		102	1
482 - Chabot College	0400 0400 - INSTRUC. OFFICE	454-E	310 Office		102	1
482 - Chabot College	0400 0400 - INSTRUC. OFFICE	454-F	310 Office		102	1
482 - Chabot College	0400 0400 - INSTRUC. OFFICE	454-G	310 Office		102	1
482 - Chabot College	0400 0400 - INSTRUC. OFFICE	454-H	310 Office		100	1
482 - Chabot College	0400 0400 - INSTRUC. OFFICE	454-J	310 Office		196	2
482 - Chabot College	0400 0400 - INSTRUC. OFFICE	454-K	350 Conference Room		99	8
482 - Chabot College	0400 0400 - INSTRUC. OFFICE	454-M	310 Office		102	1
482 - Chabot College	0400 0400 - INSTRUC. OFFICE	454-N	310 Office		102	1
482 - Chabot College	0400 0400 - INSTRUC. OFFICE	454-P	310 Office		102	1
482 - Chabot College	0400 0400 - INSTRUC. OFFICE	454-Q	310 Office		102	1
482 - Chabot College	0400 0400 - INSTRUC. OFFICE	454-S	310 Office		103	1
482 - Chabot College	0500 0500 - SOCIAL SCIENCES	501	110 Classroom		629	31
482 - Chabot College	0500 0500 - SOCIAL SCIENCES	502	110 Classroom		743	37
482 - Chabot College	0500 0500 - SOCIAL SCIENCES	503	110 Classroom		1096	54
482 - Chabot College	0500 0500 - SOCIAL SCIENCES	504	110 Classroom		964	48
482 - Chabot College	0500 0500 - SOCIAL SCIENCES	505	110 Classroom		1313	65
482 - Chabot College	0500 0500 - SOCIAL SCIENCES	506	110 Classroom		798	39
482 - Chabot College	0500 0500 - SOCIAL SCIENCES	507	210 Class Lab		1148	57
482 - Chabot College	0500 0500 - SOCIAL SCIENCES	510	110 Classroom		620	31
482 - Chabot College	0500 0500 - SOCIAL SCIENCES	551	110 Classroom		816	40
482 - Chabot College	0500 0500 - SOCIAL SCIENCES	552	110 Classroom		855	42

## Room Detail Report - Spring 2022

**Chabot College**

\*Occupancy is based upon DSA IR A -26.cc: Lecture 20 sf/student; Computer Lab 35 sf/student; Science Lab 50 sf/student; Nursing & Dental 50 sf/student; Career Technical Education Shop 50 sf/student; Athletics and Kinesiology 50 sf/student: Fixed Seating rooms number of seats provided.

					Room Area	Occupancy Loads
					Total Area (SF)	* Fire Code Capacity
Campus	Building	Room #	Room Type			
482 - Chabot College	0500 0500 - SOCIAL SCIENCES	553	110 Classroom	809	40	
482 - Chabot College	0500 0500 - SOCIAL SCIENCES	554	110 Classroom	754	37	
482 - Chabot College	0500 0500 - SOCIAL SCIENCES	555	110 Classroom	809	40	
482 - Chabot College	0500 0500 - SOCIAL SCIENCES	556	110 Classroom	809	40	
482 - Chabot College	0500 0500 - SOCIAL SCIENCES	557	110 Classroom	973	48	
482 - Chabot College	0500 0500 - SOCIAL SCIENCES	558	110 Classroom	730	36	
482 - Chabot College	0500 0500 - SOCIAL SCIENCES	559	110 Classroom	816	40	
482 - Chabot College	0700 0700 - STUDENTS SERVICES	703	310 Office	2043	20	
482 - Chabot College	0700 0700 - STUDENTS SERVICES	706	310 Office	295	2	
482 - Chabot College	0700 0700 - STUDENTS SERVICES	707	680 Meeting Room	269	17	
482 - Chabot College	0700 0700 - STUDENTS SERVICES	708	310 Office	200	2	
482 - Chabot College	0700 0700 - STUDENTS SERVICES	709	530 Audio/Visual, Radio, TV	840	42	
482 - Chabot College	0700 0700 - STUDENTS SERVICES	710	310 Office	117	1	
482 - Chabot College	0700 0700 - STUDENTS SERVICES	714	540 Clinic St Care	181	1	
482 - Chabot College	0700 0700 - STUDENTS SERVICES	727	310 Office	796	7	
482 - Chabot College	0700 0700 - STUDENTS SERVICES	751	680 Meeting Room	577	38	
482 - Chabot College	0700 0700 - STUDENTS SERVICES	752	310 Office	579	5	
482 - Chabot College	0700 0700 - STUDENTS SERVICES	755	310 Office	132	1	
482 - Chabot College	0700 0700 - STUDENTS SERVICES	758	680 Meeting Room	515	34	
482 - Chabot College	0700 0700 - STUDENTS SERVICES	761	410 Read/Study Room	2975	59	
482 - Chabot College	0700 0700 - STUDENTS SERVICES	762	410 Read/Study Room	1235	24	
482 - Chabot College	0700 0700 - STUDENTS SERVICES	768	310 Office	154	1	
482 - Chabot College	0700 0700 - STUDENTS SERVICES	702-A	310 Office	108	1	
482 - Chabot College	0700 0700 - STUDENTS SERVICES	702-B	310 Office	106	1	
482 - Chabot College	0700 0700 - STUDENTS SERVICES	702-C	310 Office	110	1	

## Room Detail Report - Spring 2022

### Chabot College

\*Occupancy is based upon DSA IR A -26.cc: Lecture 20 sf/student; Computer Lab 35 sf/student; Science Lab 50 sf/student; Nursing & Dental 50 sf/student; Career Technical Education Shop 50 sf/student; Athletics and Kinesiology 50 sf/student: Fixed Seating rooms number of seats provided.

					Room Area	Occupancy Loads
					Total Area (SF)	* Fire Code Capacity
Campus	Building	Room #	Room Type			
482 - Chabot College	0700 0700 - STUDENTS SERVICES	702-D	310 Office	109	1	
482 - Chabot College	0700 0700 - STUDENTS SERVICES	702-E	310 Office	108	1	
482 - Chabot College	0700 0700 - STUDENTS SERVICES	702-F	310 Office	105	1	
482 - Chabot College	0700 0700 - STUDENTS SERVICES	702-G	310 Office	161	1	
482 - Chabot College	0700 0700 - STUDENTS SERVICES	702-H	310 Office	107	1	
482 - Chabot College	0700 0700 - STUDENTS SERVICES	702-J	310 Office	104	1	
482 - Chabot College	0700 0700 - STUDENTS SERVICES	702-K	310 Office	107	1	
482 - Chabot College	0700 0700 - STUDENTS SERVICES	702-L	310 Office	107	1	
482 - Chabot College	0700 0700 - STUDENTS SERVICES	702-M	310 Office	107	1	
482 - Chabot College	0700 0700 - STUDENTS SERVICES	703-A	315 Office Service	463	4	
482 - Chabot College	0700 0700 - STUDENTS SERVICES	703-B	310 Office	119	1	
482 - Chabot College	0700 0700 - STUDENTS SERVICES	703-C	310 Office	133	1	
482 - Chabot College	0700 0700 - STUDENTS SERVICES	703-D	310 Office	233	2	
482 - Chabot College	0700 0700 - STUDENTS SERVICES	703-E	310 Office	346	3	
482 - Chabot College	0700 0700 - STUDENTS SERVICES	703-F	310 Office	93	1	
482 - Chabot College	0700 0700 - STUDENTS SERVICES	703-G	310 Office	76	1	
482 - Chabot College	0700 0700 - STUDENTS SERVICES	703-H	310 Office	155	1	
482 - Chabot College	0700 0700 - STUDENTS SERVICES	706-A	310 Office	105	1	
482 - Chabot College	0700 0700 - STUDENTS SERVICES	708-A	310 Office	206	2	
482 - Chabot College	0700 0700 - STUDENTS SERVICES	714-A	210 Class Lab	909	25	
482 - Chabot College	0700 0700 - STUDENTS SERVICES	714-B	310 Office	92	1	
482 - Chabot College	0700 0700 - STUDENTS SERVICES	722-A	680 Meeting Room	857	57	
482 - Chabot College	0700 0700 - STUDENTS SERVICES	722-D	680 Meeting Room	1910	109	
482 - Chabot College	0700 0700 - STUDENTS SERVICES	727-A	680 Meeting Room	202	13	
482 - Chabot College	0700 0700 - STUDENTS SERVICES	727-C	310 Office	134	1	



## Room Detail Report - Spring 2022

**Chabot College**

\*Occupancy is based upon DSA IR A -26.cc: Lecture 20 sf/student; Computer Lab 35 sf/student; Science Lab 50 sf/student; Nursing & Dental 50 sf/student; Career Technical Education Shop 50 sf/student; Athletics and Kinesiology 50 sf/student: Fixed Seating rooms number of seats provided.

					Room Area	Occupancy Loads
					Total Area (SF)	* Fire Code Capacity
Campus	Building	Room #	Room Type			
482 - Chabot College	0700 0700 - STUDENTS SERVICES	727-D	310 Office		70	1
482 - Chabot College	0700 0700 - STUDENTS SERVICES	727-E	310 Office		91	1
482 - Chabot College	0700 0700 - STUDENTS SERVICES	727-F	310 Office		116	1
482 - Chabot College	0700 0700 - STUDENTS SERVICES	727-G	310 Office		117	1
482 - Chabot College	0700 0700 - STUDENTS SERVICES	727-H	310 Office		108	1
482 - Chabot College	0700 0700 - STUDENTS SERVICES	727-J	310 Office		142	1
482 - Chabot College	0700 0700 - STUDENTS SERVICES	727-K	315 Office Service		115	1
482 - Chabot College	0700 0700 - STUDENTS SERVICES	753-A	310 Office		113	1
482 - Chabot College	0700 0700 - STUDENTS SERVICES	753-B	310 Office		121	1
482 - Chabot College	0700 0700 - STUDENTS SERVICES	753-C	310 Office		118	1
482 - Chabot College	0700 0700 - STUDENTS SERVICES	753-D	310 Office		118	1
482 - Chabot College	0700 0700 - STUDENTS SERVICES	753-E	310 Office		121	1
482 - Chabot College	0700 0700 - STUDENTS SERVICES	753-F	310 Office		117	1
482 - Chabot College	0700 0700 - STUDENTS SERVICES	753-G	310 Office		117	1
482 - Chabot College	0700 0700 - STUDENTS SERVICES	753-H	310 Office		118	1
482 - Chabot College	0700 0700 - STUDENTS SERVICES	753-J	310 Office		117	1
482 - Chabot College	0700 0700 - STUDENTS SERVICES	753-K	310 Office		123	1
482 - Chabot College	0700 0700 - STUDENTS SERVICES	753-L	310 Office		118	1
482 - Chabot College	0700 0700 - STUDENTS SERVICES	753-M	310 Office		119	1
482 - Chabot College	0700 0700 - STUDENTS SERVICES	753-N	310 Office		118	1
482 - Chabot College	0700 0700 - STUDENTS SERVICES	753-P	310 Office		117	1
482 - Chabot College	0700 0700 - STUDENTS SERVICES	753-Q	310 Office		117	1
482 - Chabot College	0700 0700 - STUDENTS SERVICES	753-R	310 Office		118	1
482 - Chabot College	0700 0700 - STUDENTS SERVICES	753-S	310 Office		120	1
482 - Chabot College	0700 0700 - STUDENTS SERVICES	753-T	310 Office		119	1

## Room Detail Report - Spring 2022

**Chabot College**

\*Occupancy is based upon DSA IR A -26.cc: Lecture 20 sf/student; Computer Lab 35 sf/student; Science Lab 50 sf/student; Nursing & Dental 50 sf/student; Career Technical Education Shop 50 sf/student; Athletics and Kinesiology 50 sf/student: Fixed Seating rooms number of seats provided.

					Room Area	Occupancy Loads
					Total Area (SF)	* Fire Code Capacity
Campus	Building	Room #	Room Type			
482 - Chabot College	0700 0700 - STUDENTS SERVICES	753-U	310 Office		118	1
482 - Chabot College	0700 0700 - STUDENTS SERVICES	753-V	310 Office		117	1
482 - Chabot College	0700 0700 - STUDENTS SERVICES	753-W	310 Office		142	1
482 - Chabot College	0700 0700 - STUDENTS SERVICES	755-A	310 Office		145	1
482 - Chabot College	0700 0700 - STUDENTS SERVICES	761-A	310 Office		95	1
482 - Chabot College	0700 0700 - STUDENTS SERVICES	761-B	310 Office		95	1
482 - Chabot College	0700 0700 - STUDENTS SERVICES	761-C	310 Office		92	6
482 - Chabot College	0700 0700 - STUDENTS SERVICES	761-D	310 Office		103	1
482 - Chabot College	0700 0700 - STUDENTS SERVICES	761-E	310 Office		103	1
482 - Chabot College	0700 0700 - STUDENTS SERVICES	762-A	310 Office		113	1
482 - Chabot College	0700 0700 - STUDENTS SERVICES	762-B	310 Office		108	1
482 - Chabot College	0700 0700 - STUDENTS SERVICES	767-A	310 Office		118	1
482 - Chabot College	0700 0700 - STUDENTS SERVICES	767-B	310 Office		121	1
482 - Chabot College	0700 0700 - STUDENTS SERVICES	767-C	310 Office		121	1
482 - Chabot College	0700 0700 - STUDENTS SERVICES	767-D	310 Office		121	1
482 - Chabot College	0700 0700 - STUDENTS SERVICES	767-E	310 Office		121	1
482 - Chabot College	0700 0700 - STUDENTS SERVICES	767-F	310 Office		121	1
482 - Chabot College	0700 0700 - STUDENTS SERVICES	767-G	310 Office		121	1
482 - Chabot College	0700 0700 - STUDENTS SERVICES	767-H	310 Office		120	1
482 - Chabot College	0700 0700 - STUDENTS SERVICES	767-J	310 Office		121	1
482 - Chabot College	0700 0700 - STUDENTS SERVICES	767-K	310 Office		121	1
482 - Chabot College	0700 0700 - STUDENTS SERVICES	767-L	310 Office		121	1
482 - Chabot College	0700 0700 - STUDENTS SERVICES	767-M	310 Office		120	1
482 - Chabot College	0700 0700 - STUDENTS SERVICES	767-N	310 Office		101	1
482 - Chabot College	0700 0700 - STUDENTS SERVICES	767-P	310 Office		101	1

## Room Detail Report - Spring 2022

**Chabot College**

\*Occupancy is based upon DSA IR A -26.cc: Lecture 20 sf/student; Computer Lab 35 sf/student; Science Lab 50 sf/student; Nursing & Dental 50 sf/student; Career Technical Education Shop 50 sf/student; Athletics and Kinesiology 50 sf/student: Fixed Seating rooms number of seats provided.

					Room Area	Occupancy Loads
					Total Area (SF)	* Fire Code Capacity
Campus	Building	Room #	Room Type			
482 - Chabot College	0700 0700 - STUDENTS SERVICES	767-R	310 Office		111	1
482 - Chabot College	0700 0700 - STUDENTS SERVICES	767-S	310 Office		103	1
482 - Chabot College	0700 0700 - STUDENTS SERVICES	768-A	310 Office		180	1
482 - Chabot College	0800 0800 - LANGUAGE ARTS	801	110 Classroom		606	30
482 - Chabot College	0800 0800 - LANGUAGE ARTS	802	210 Class Lab		606	18
482 - Chabot College	0800 0800 - LANGUAGE ARTS	803	210 Class Lab		344	9
482 - Chabot College	0800 0800 - LANGUAGE ARTS	804	110 Classroom		1502	114
482 - Chabot College	0800 0800 - LANGUAGE ARTS	805	110 Classroom		981	49
482 - Chabot College	0800 0800 - LANGUAGE ARTS	808	410 Read/Study Room		282	16
482 - Chabot College	0800 0800 - LANGUAGE ARTS	810	110 Classroom		556	27
482 - Chabot College	0800 0800 - LANGUAGE ARTS	811	110 Classroom		613	30
482 - Chabot College	0800 0800 - LANGUAGE ARTS	813	Office		163	2
482 - Chabot College	0800 0800 - LANGUAGE ARTS	851	110 Classroom		588	29
482 - Chabot College	0800 0800 - LANGUAGE ARTS	852	110 Classroom		669	33
482 - Chabot College	0800 0800 - LANGUAGE ARTS	853	110 Classroom		586	29
482 - Chabot College	0800 0800 - LANGUAGE ARTS	854	110 Classroom		749	37
482 - Chabot College	0800 0800 - LANGUAGE ARTS	855	110 Classroom		640	32
482 - Chabot College	0800 0800 - LANGUAGE ARTS	856	110 Classroom		1403	70
482 - Chabot College	0800 0800 - LANGUAGE ARTS	857	110 Classroom		586	29
482 - Chabot College	0800 0800 - LANGUAGE ARTS	858	110 Classroom		678	33
482 - Chabot College	0800 0800 - LANGUAGE ARTS	859	110 Classroom		749	37
482 - Chabot College	0800 0800 - LANGUAGE ARTS	861	110 Classroom		650	32
482 - Chabot College	0800 0800 - LANGUAGE ARTS	803-A	220 Spec Class Lab		231	11
482 - Chabot College	0800 0800 - LANGUAGE ARTS	808-A	650 Lounge		318	21
482 - Chabot College	0900 0900 - ART/HUMANITIES	901	210 Class Lab		1609	32

## Room Detail Report - Spring 2022

### Chabot College

\*Occupancy is based upon DSA IR A -26.cc: Lecture 20 sf/student; Computer Lab 35 sf/student; Science Lab 50 sf/student; Nursing & Dental 50 sf/student; Career Technical Education Shop 50 sf/student; Athletics and Kinesiology 50 sf/student: Fixed Seating rooms number of seats provided.

					Room Area	Occupancy Loads
					Total Area (SF)	* Fire Code Capacity
Campus	Building	Room #	Room Type			
482 - Chabot College	0900 0900 - ART/HUMANITIES	902	220 Spec Class Lab	643	12	
482 - Chabot College	0900 0900 - ART/HUMANITIES	903	310 Office	174	1	
482 - Chabot College	0900 0900 - ART/HUMANITIES	904	220 Spec Class Lab	487	9	
482 - Chabot College	0900 0900 - ART/HUMANITIES	905	210 Class Lab	1035	20	
482 - Chabot College	0900 0900 - ART/HUMANITIES	906	210 Class Lab	545	10	
482 - Chabot College	0900 0900 - ART/HUMANITIES	907	210 Class Lab	1157	23	
482 - Chabot College	0900 0900 - ART/HUMANITIES	908	210 Class Lab	880	17	
482 - Chabot College	0900 0900 - ART/HUMANITIES	904-A	310 Office	104	1	
482 - Chabot College	0900 0900 - ART/HUMANITIES	904-B	215 Class Lab Service	596	11	
482 - Chabot College	0900 0900 - ART/HUMANITIES	904-C	215 Class Lab Service	19	0	
482 - Chabot College	0900 0900 - ART/HUMANITIES	904-D	215 Class Lab Service	34	0	
482 - Chabot College	1000 1000 - ART	1006	210 Class Lab	1476	29	
482 - Chabot College	1000 1000 - ART	1008	210 Class Lab	1394	27	
482 - Chabot College	1000 1000 - ART	1012	210 Class Lab	1471	29	
482 - Chabot College	1000 1000 - ART	1016	210 Class Lab	1237	25	
482 - Chabot College	1100 1100 - HUMANITIES OFFICE	1102	680 Meeting Room	170	10	
482 - Chabot College	1100 1100 - HUMANITIES OFFICE	1103	680 Meeting Room	170	10	
482 - Chabot College	1100 1100 - HUMANITIES OFFICE	1107	310 Office	90	1	
482 - Chabot College	1100 1100 - HUMANITIES OFFICE	1108	310 Office	69	1	
482 - Chabot College	1100 1100 - HUMANITIES OFFICE	1109	310 Office	143	2	
482 - Chabot College	1100 1100 - HUMANITIES OFFICE	1110	310 Office	69	1	
482 - Chabot College	1100 1100 - HUMANITIES OFFICE	1111	310 Office	143	2	
482 - Chabot College	1100 1100 - HUMANITIES OFFICE	1112	310 Office	70	1	
482 - Chabot College	1100 1100 - HUMANITIES OFFICE	1113	310 Office	141	2	
482 - Chabot College	1100 1100 - HUMANITIES OFFICE	1114	310 Office	69	1	

## Room Detail Report - Spring 2022

**Chabot College**

\*Occupancy is based upon DSA IR A -26.cc: Lecture 20 sf/student; Computer Lab 35 sf/student; Science Lab 50 sf/student; Nursing & Dental 50 sf/student; Career Technical Education Shop 50 sf/student; Athletics and Kinesiology 50 sf/student: Fixed Seating rooms number of seats provided.

					Room Area	Occupancy Loads
					Total Area (SF)	* Fire Code Capacity
Campus	Building	Room #	Room Type			
482 - Chabot College	1100 1100 - HUMANITIES OFFICE	1115	310 Office		141	2
482 - Chabot College	1100 1100 - HUMANITIES OFFICE	1116	310 Office		69	1
482 - Chabot College	1100 1100 - HUMANITIES OFFICE	1117	310 Office		144	2
482 - Chabot College	1100 1100 - HUMANITIES OFFICE	1118	310 Office		71	1
482 - Chabot College	1100 1100 - HUMANITIES OFFICE	1119	310 Office		145	2
482 - Chabot College	1100 1100 - HUMANITIES OFFICE	1120	310 Office		71	1
482 - Chabot College	1100 1100 - HUMANITIES OFFICE	1121	310 Office		144	2
482 - Chabot College	1100 1100 - HUMANITIES OFFICE	1122	310 Office		72	1
482 - Chabot College	1100 1100 - HUMANITIES OFFICE	1123	310 Office		143	2
482 - Chabot College	1100 1100 - HUMANITIES OFFICE	1124	310 Office		71	1
482 - Chabot College	1100 1100 - HUMANITIES OFFICE	1125	310 Office		143	2
482 - Chabot College	1100 1100 - HUMANITIES OFFICE	1126	310 Office		71	1
482 - Chabot College	1100 1100 - HUMANITIES OFFICE	1127	310 Office		146	2
482 - Chabot College	1100 1100 - HUMANITIES OFFICE	1129	310 Office		187	1
482 - Chabot College	1100 1100 - HUMANITIES OFFICE	1130	310 Office		97	1
482 - Chabot College	1200 1200-MUSIC/ LITTLE THEAT	1209	230 Individual Study Lab		55	1
482 - Chabot College	1200 1200-MUSIC/ LITTLE THEAT	1210	230 Individual Study Lab		45	1
482 - Chabot College	1200 1200-MUSIC/ LITTLE THEAT	1211	230 Individual Study Lab		46	1
482 - Chabot College	1200 1200-MUSIC/ LITTLE THEAT	1212	230 Individual Study Lab		48	1
482 - Chabot College	1200 1200-MUSIC/ LITTLE THEAT	1213	230 Individual Study Lab		197	4
482 - Chabot College	1200 1200-MUSIC/ LITTLE THEAT	1214	230 Individual Study Lab		75	1
482 - Chabot College	1200 1200-MUSIC/ LITTLE THEAT	1215	230 Individual Study Lab		247	4
482 - Chabot College	1200 1200-MUSIC/ LITTLE THEAT	1216	230 Individual Study Lab		110	1
482 - Chabot College	1200 1200-MUSIC/ LITTLE THEAT	1219	230 Individual Study Lab		54	1
482 - Chabot College	1200 1200-MUSIC/ LITTLE THEAT	1222	230 Individual Study Lab		90	1

## Room Detail Report - Spring 2022

### Chabot College

\*Occupancy is based upon DSA IR A -26.cc: Lecture 20 sf/student; Computer Lab 35 sf/student; Science Lab 50 sf/student; Nursing & Dental 50 sf/student; Career Technical Education Shop 50 sf/student; Athletics and Kinesiology 50 sf/student: Fixed Seating rooms number of seats provided.

					Room Area	Occupancy Loads
					Total Area (SF)	* Fire Code Capacity
Campus	Building	Room #	Room Type			
482 - Chabot College	1200 1200-MUSIC/ LITTLE THEAT	1223	210 Class Lab		924	18
482 - Chabot College	1200 1200-MUSIC/ LITTLE THEAT	1224	610 Assembly		2124	100
482 - Chabot College	1200 1200-MUSIC/ LITTLE THEAT	1229	230 Individual Study Lab		45	1
482 - Chabot College	1200 1200-MUSIC/ LITTLE THEAT	1230	230 Individual Study Lab		46	1
482 - Chabot College	1200 1200-MUSIC/ LITTLE THEAT	1231	230 Individual Study Lab		44	1
482 - Chabot College	1200 1200-MUSIC/ LITTLE THEAT	1232	230 Individual Study Lab		46	1
482 - Chabot College	1200 1200-MUSIC/ LITTLE THEAT	1236	210 Class Lab		682	12
482 - Chabot College	1200 1200-MUSIC/ LITTLE THEAT	1240	210 Class Lab		471	9
482 - Chabot College	1200 1200-MUSIC/ LITTLE THEAT	1242	210 Class Lab		106	1
482 - Chabot College	1200 1200-MUSIC/ LITTLE THEAT	1243	210 Class Lab		109	1
482 - Chabot College	1200 1200-MUSIC/ LITTLE THEAT	1245	210 Class Lab		2092	41
482 - Chabot College	1200 1200-MUSIC/ LITTLE THEAT	1246	230 Individual Study Lab		345	6
482 - Chabot College	1200 1200-MUSIC/ LITTLE THEAT	1249	230 Individual Study Lab		103	1
482 - Chabot College	1200 1200-MUSIC/ LITTLE THEAT	1250	210 Class Lab		1799	35
482 - Chabot College	1200 1200-MUSIC/ LITTLE THEAT	1251	230 Individual Study Lab		219	4
482 - Chabot College	1200 1200-MUSIC/ LITTLE THEAT	1252	230 Individual Study Lab		205	4
482 - Chabot College	1200 1200-MUSIC/ LITTLE THEAT	1257	610 Assembly		2761	150
482 - Chabot College	1300 1300 - AUDITORIUM	1316	610 Assembly -Theater House Low		7020	800
482 - Chabot College	1300 1300 - AUDITORIUM	1316-B	610 Assembly -Theater House Upp		3510	400
482 - Chabot College	1300 1300 - AUDITORIUM	1318	610 Assembly - Stage		3525	117
482 - Chabot College	1300 1300 - AUDITORIUM	1318	610 Assembly - Orchestra Pit		531	35
482 - Chabot College	1300 1300 - AUDITORIUM	1324	615 Assembly Service - Makeup		317	15
482 - Chabot College	1300 1300 - AUDITORIUM	1330-A	615 Assembly Service - Costume S		409	8
482 - Chabot College	1300 1300 - AUDITORIUM	1334	610 Assembly - Rehearsal Room		1325	66
482 - Chabot College	1300 1300 - AUDITORIUM	1340	615 Assembly Service - Scene Sho		1606	32

## Room Detail Report - Spring 2022

**Chabot College**

\*Occupancy is based upon DSA IR A -26.cc: Lecture 20 sf/student; Computer Lab 35 sf/student; Science Lab 50 sf/student; Nursing & Dental 50 sf/student; Career Technical Education Shop 50 sf/student; Athletics and Kinesiology 50 sf/student: Fixed Seating rooms number of seats provided.

					Room Area	Occupancy Loads
					Total Area (SF)	* Fire Code Capacity
Campus	Building	Room #	Room Type			
482 - Chabot College	1300 1300 - AUDITORIUM	1340	615 Assembly Service - Green Rooi	603	40	
482 - Chabot College	1300 1300 - AUDITORIUM	1342-A	310 Office	96	1	
482 - Chabot College	1400 1400 - TECH-VOC SHOP	1402	210 Class Lab -Machine Tool	2267	45	
482 - Chabot College	1400 1400 - TECH-VOC SHOP	1406	210 Class Lab - Transmissions	1153	25	
482 - Chabot College	1400 1400 - TECH-VOC SHOP	1414	210 Class Lab -Engines	1217	25	
482 - Chabot College	1400 1400 - TECH-VOC SHOP	1416	210 Class Lab -Welding	2805	57	
482 - Chabot College	1400 1400 - TECH-VOC SHOP	1418	210 Class Lab - Demonstration	1024	51	
482 - Chabot College	1400 1400 - TECH-VOC SHOP	1426	210 Class Lab	6595	131	
482 - Chabot College	1400 1400 - TECH-VOC SHOP	1402-C	215 Class Lab Service	284	5	
482 - Chabot College	1400 1400 - TECH-VOC SHOP	1402-D	215 Class Lab Service	482	9	
482 - Chabot College	1400 1400 - TECH-VOC SHOP	1416-E	215 Class Lab Service	1496	14	
482 - Chabot College	1500 1500 - TECH VOC OFFICES	1502	310 Office	101	1	
482 - Chabot College	1500 1500 - TECH VOC OFFICES	1504	310 Office	238	2	
482 - Chabot College	1500 1500 - TECH VOC OFFICES	1506	680 Meeting Room	394	20	
482 - Chabot College	1500 1500 - TECH VOC OFFICES	1508	680 Meeting Room	394	20	
482 - Chabot College	1500 1500 - TECH VOC OFFICES	1512	310 Office	101	1	
482 - Chabot College	1500 1500 - TECH VOC OFFICES	1514	310 Office	71	1	
482 - Chabot College	1500 1500 - TECH VOC OFFICES	1516	310 Office	71	1	
482 - Chabot College	1500 1500 - TECH VOC OFFICES	1518	310 Office	71	1	
482 - Chabot College	1500 1500 - TECH VOC OFFICES	1520	310 Office	71	1	
482 - Chabot College	1500 1500 - TECH VOC OFFICES	1522	310 Office	71	1	
482 - Chabot College	1500 1500 - TECH VOC OFFICES	1524	310 Office	71	1	
482 - Chabot College	1500 1500 - TECH VOC OFFICES	1526	310 Office	70	1	
482 - Chabot College	1500 1500 - TECH VOC OFFICES	1528	310 Office	71	1	
482 - Chabot College	1500 1500 - TECH VOC OFFICES	1532	315 Office Service	71	1	

## Room Detail Report - Spring 2022

### Chabot College

\*Occupancy is based upon DSA IR A -26.cc: Lecture 20 sf/student; Computer Lab 35 sf/student; Science Lab 50 sf/student; Nursing & Dental 50 sf/student; Career Technical Education Shop 50 sf/student; Athletics and Kinesiology 50 sf/student: Fixed Seating rooms number of seats provided.

					Room Area	Occupancy Loads
					Total Area (SF)	* Fire Code Capacity
Campus	Building	Room #	Room Type			
482 - Chabot College	1500 1500 - TECH VOC OFFICES	1536	310 Office		71	1
482 - Chabot College	1500 1500 - TECH VOC OFFICES	1540	315 Office Service		71	1
482 - Chabot College	1500 1500 - TECH VOC OFFICES	1542	315 Office Service		71	1
482 - Chabot College	1500 1500 - TECH VOC OFFICES	1544	310 Office		71	1
482 - Chabot College	1500 1500 - TECH VOC OFFICES	1546	310 Office		70	1
482 - Chabot College	1500 1500 - TECH VOC OFFICES	1548	310 Office		71	1
482 - Chabot College	1500 1500 - TECH VOC OFFICES	1550	310 Office		71	1
482 - Chabot College	1500 1500 - TECH VOC OFFICES	1554	310 Office		71	1
482 - Chabot College	1500 1500 - TECH VOC OFFICES	1556	310 Office		71	1
482 - Chabot College	1500 1500 - TECH VOC OFFICES	1560	110 Classroom		830	42
482 - Chabot College	1500 1500 - TECH VOC OFFICES	1564	110 Classroom		830	42
482 - Chabot College	1600 1600 - ENGINEERING	1602	210 Class Lab		1629	32
482 - Chabot College	1600 1600 - ENGINEERING	1607	110 Classroom		1144	48
482 - Chabot College	1600 1600 - ENGINEERING	1608	110 Classroom		809	44
482 - Chabot College	1600 1600 - ENGINEERING	1609	110 Classroom		1205	48
482 - Chabot College	1600 1600 - ENGINEERING	1611	110 Classroom		1287	48
482 - Chabot College	1600 1600 - ENGINEERING	1612	210 Class Lab		1304	26
482 - Chabot College	1600 1600 - ENGINEERING	1613	110 Classroom		1130	40
482 - Chabot College	1600 1600 - ENGINEERING	1615	210 Class Lab		865	33
482 - Chabot College	1600 1600 - ENGINEERING	1616	210 Class Lab		1227	25
482 - Chabot College	1600 1600 - ENGINEERING	1617	310 Office		126	2
482 - Chabot College	1600 1600 - ENGINEERING	1618	210 Class Lab		2092	25
482 - Chabot College	1600 1600 - ENGINEERING	1620	210 Class Lab		1438	25
482 - Chabot College	1600 1600 - ENGINEERING	1623	110 Classroom		648	20
482 - Chabot College	1600 1600 - ENGINEERING	1635	110 Classroom		821	20



## Room Detail Report - Spring 2022

### Chabot College

\*Occupancy is based upon DSA IR A -26.cc: Lecture 20 sf/student; Computer Lab 35 sf/student; Science Lab 50 sf/student; Nursing & Dental 50 sf/student; Career Technical Education Shop 50 sf/student; Athletics and Kinesiology 50 sf/student: Fixed Seating rooms number of seats provided.

					Room Area	Occupancy Loads
					Total Area (SF)	* Fire Code Capacity
Campus	Building	Room #	Room Type			
482 - Chabot College	1600 1600 - ENGINEERING	1602-A	220 Spec Class Lab	595	12	
482 - Chabot College	1600 1600 - ENGINEERING	1613-B	310 Office	109	1	
482 - Chabot College	1700 1700 - PHYSICS-MATH	1701	110 Classroom	904	45	
482 - Chabot College	1700 1700 - PHYSICS-MATH	1702	210 Class Lab	1116	53	
482 - Chabot College	1700 1700 - PHYSICS-MATH	1703	530 Audio/Visual, Radio, TV	935	45	
482 - Chabot College	1700 1700 - PHYSICS-MATH	1705	110 Classroom	878	45	
482 - Chabot College	1700 1700 - PHYSICS-MATH	1706	210 Class Lab	1131	53	
482 - Chabot College	1700 1700 - PHYSICS-MATH	1708	210 Class Lab	1123	25	
482 - Chabot College	1700 1700 - PHYSICS-MATH	1751	210 Class Lab	890	44	
482 - Chabot College	1700 1700 - PHYSICS-MATH	1752	110 Classroom	935	48	
482 - Chabot College	1700 1700 - PHYSICS-MATH	1753	210 Class Lab	896	44	
482 - Chabot College	1700 1700 - PHYSICS-MATH	1755	110 Classroom	878	45	
482 - Chabot College	1700 1700 - PHYSICS-MATH	1756	110 Classroom	992	48	
482 - Chabot College	1700 1700 - PHYSICS-MATH	1758	110 Classroom	857	48	
482 - Chabot College	1700 1700 - PHYSICS-MATH	1760	110 Classroom	857	48	
482 - Chabot College	1800 1800 - CLASSROOM	1801	530 Audio/Visual, Radio, TV	1302	61	
482 - Chabot College	1800 1800 - CLASSROOM	1802	110 Classroom	1108	55	
482 - Chabot College	1800 1800 - CLASSROOM	1803	530 Audio/Visual, Radio, TV	1296	61	
482 - Chabot College	1800 1800 - CLASSROOM	1804	210 Class Lab	1119	32	
482 - Chabot College	1800 1800 - CLASSROOM	1805	410 Read/Study Room	766	38	
482 - Chabot College	1800 1800 - CLASSROOM	1806	210 Class Lab	1215	25	
482 - Chabot College	1800 1800 - CLASSROOM	1808	410 Read/Study Room	811	40	
482 - Chabot College	1800 1800 - CLASSROOM	1810	210 Class Lab	1243	25	
482 - Chabot College	1800 1800 - CLASSROOM	1811	110 Classroom	998	49	
482 - Chabot College	1800 1800 - CLASSROOM	1812	210 Class Lab	1376	39	

### Room Detail Report - Spring 2022

**Chabot College**

\*Occupancy is based upon DSA IR A -26.cc: Lecture 20 sf/student; Computer Lab 35 sf/student; Science Lab 50 sf/student; Nursing & Dental 50 sf/student; Career Technical Education Shop 50 sf/student; Athletics and Kinesiology 50 sf/student: Fixed Seating rooms number of seats provided.

					Room Area	Occupancy Loads
					Total Area (SF)	* Fire Code Capacity
Campus	Building	Room #	Room Type			
482 - Chabot College	1800 1800 - CLASSROOM	1813	210 Class Lab		998	28
482 - Chabot College	1900 1900-PLANETARIUM-LECTURE	1902	620 Exhibition		772	44
482 - Chabot College	1900 1900-PLANETARIUM-LECTURE	1904	610 Assembly		1215	75
482 - Chabot College	1900 1900-PLANETARIUM-LECTURE	1906	110 Classroom		792	50
482 - Chabot College	1900 1900-PLANETARIUM-LECTURE	1908	610 Assembly		1810	120
482 - Chabot College	1900 1900-PLANETARIUM-LECTURE	1910	Office		369	10
482 - Chabot College	2000 2000 - MATH-SCI OFFICES	2002	110 Classroom		441	24
482 - Chabot College	2000 2000 - MATH-SCI OFFICES	2003	110 Classroom		377	24
482 - Chabot College	2000 2000 - MATH-SCI OFFICES	2004	310 Office		268	2
482 - Chabot College	2000 2000 - MATH-SCI OFFICES	2005	110 Classroom		376	27
482 - Chabot College	2000 2000 - MATH-SCI OFFICES	2006	310 Office		98	1
482 - Chabot College	2000 2000 - MATH-SCI OFFICES	2007	310 Office		69	1
482 - Chabot College	2000 2000 - MATH-SCI OFFICES	2009	310 Office		69	1
482 - Chabot College	2000 2000 - MATH-SCI OFFICES	2010	310 Office		69	1
482 - Chabot College	2000 2000 - MATH-SCI OFFICES	2011	310 Office		69	1
482 - Chabot College	2000 2000 - MATH-SCI OFFICES	2012	310 Office		69	1
482 - Chabot College	2000 2000 - MATH-SCI OFFICES	2013	310 Office		69	1
482 - Chabot College	2000 2000 - MATH-SCI OFFICES	2014	310 Office		69	1
482 - Chabot College	2000 2000 - MATH-SCI OFFICES	2015	310 Office		69	1
482 - Chabot College	2000 2000 - MATH-SCI OFFICES	2016	310 Office		69	1
482 - Chabot College	2000 2000 - MATH-SCI OFFICES	2017	310 Office		69	1
482 - Chabot College	2000 2000 - MATH-SCI OFFICES	2018	310 Office		69	1
482 - Chabot College	2000 2000 - MATH-SCI OFFICES	2019	310 Office		69	1
482 - Chabot College	2000 2000 - MATH-SCI OFFICES	2020	310 Office		69	1
482 - Chabot College	2000 2000 - MATH-SCI OFFICES	2021	310 Office		67	1

## Room Detail Report - Spring 2022

**Chabot College**

\*Occupancy is based upon DSA IR A -26.cc: Lecture 20 sf/student; Computer Lab 35 sf/student; Science Lab 50 sf/student; Nursing & Dental 50 sf/student; Career Technical Education Shop 50 sf/student; Athletics and Kinesiology 50 sf/student: Fixed Seating rooms number of seats provided.

					Room Area	Occupancy Loads
					Total Area (SF)	* Fire Code Capacity
Campus	Building	Room #	Room Type			
482 - Chabot College	2000 2000 - MATH-SCI OFFICES	2022	310 Office	69	1	
482 - Chabot College	2000 2000 - MATH-SCI OFFICES	2023	310 Office	69	1	
482 - Chabot College	2000 2000 - MATH-SCI OFFICES	2024	310 Office	67	1	
482 - Chabot College	2000 2000 - MATH-SCI OFFICES	2025	310 Office	71	1	
482 - Chabot College	2000 2000 - MATH-SCI OFFICES	2026	310 Office	71	1	
482 - Chabot College	2000 2000 - MATH-SCI OFFICES	2027	310 Office	69	1	
482 - Chabot College	2000 2000 - MATH-SCI OFFICES	2028	310 Office	69	1	
482 - Chabot College	2000 2000 - MATH-SCI OFFICES	2029	310 Office	71	1	
482 - Chabot College	2000 2000 - MATH-SCI OFFICES	2030	310 Office	71	1	
482 - Chabot College	2000 2000 - MATH-SCI OFFICES	2031	310 Office	69	1	
482 - Chabot College	2000 2000 - MATH-SCI OFFICES	2032	310 Office	69	1	
482 - Chabot College	2000 2000 - MATH-SCI OFFICES	2033	310 Office	71	1	
482 - Chabot College	2000 2000 - MATH-SCI OFFICES	2034	310 Office	71	1	
482 - Chabot College	2000 2000 - MATH-SCI OFFICES	2035	310 Office	69	1	
482 - Chabot College	2000 2000 - MATH-SCI OFFICES	2036	310 Office	69	1	
482 - Chabot College	2000 2000 - MATH-SCI OFFICES	2037	310 Office	71	1	
482 - Chabot College	2000 2000 - MATH-SCI OFFICES	2038	310 Office	71	1	
482 - Chabot College	2000 2000 - MATH-SCI OFFICES	2039	310 Office	69	1	
482 - Chabot College	2000 2000 - MATH-SCI OFFICES	2040	310 Office	69	1	
482 - Chabot College	2000 2000 - MATH-SCI OFFICES	2041	310 Office	71	1	
482 - Chabot College	2000 2000 - MATH-SCI OFFICES	2042	310 Office	71	1	
482 - Chabot College	2000 2000 - MATH-SCI OFFICES	2043	310 Office	69	1	
482 - Chabot College	2000 2000 - MATH-SCI OFFICES	2044	310 Office	69	1	
482 - Chabot College	2000 2000 - MATH-SCI OFFICES	2045	310 Office	71	1	
482 - Chabot College	2000 2000 - MATH-SCI OFFICES	2046	310 Office	71	1	

## Room Detail Report - Spring 2022

### Chabot College

\*Occupancy is based upon DSA IR A -26.cc: Lecture 20 sf/student; Computer Lab 35 sf/student; Science Lab 50 sf/student; Nursing & Dental 50 sf/student; Career Technical Education Shop 50 sf/student; Athletics and Kinesiology 50 sf/student: Fixed Seating rooms number of seats provided.

					Room Area	Occupancy Loads
					Total Area (SF)	* Fire Code Capacity
Campus	Building	Room #	Room Type			
482 - Chabot College	2000 2000 - MATH-SCI OFFICES	2047	310 Office		67	1
482 - Chabot College	2000 2000 - MATH-SCI OFFICES	2048	310 Office		69	1
482 - Chabot College	2000 2000 - MATH-SCI OFFICES	2049	310 Office		69	1
482 - Chabot College	2000 2000 - MATH-SCI OFFICES	2050	310 Office		67	1
482 - Chabot College	2000 2000 - MATH-SCI OFFICES	2051	310 Office		69	1
482 - Chabot College	2000 2000 - MATH-SCI OFFICES	2052	310 Office		69	1
482 - Chabot College	2000 2000 - MATH-SCI OFFICES	2053	310 Office		69	1
482 - Chabot College	2000 2000 - MATH-SCI OFFICES	2054	310 Office		69	1
482 - Chabot College	2000 2000 - MATH-SCI OFFICES	2055	310 Office		69	1
482 - Chabot College	2000 2000 - MATH-SCI OFFICES	2056	310 Office		69	1
482 - Chabot College	2000 2000 - MATH-SCI OFFICES	2057	310 Office		69	1
482 - Chabot College	2000 2000 - MATH-SCI OFFICES	2058	310 Office		69	1
482 - Chabot College	2000 2000 - MATH-SCI OFFICES	2060	310 Office		69	1
482 - Chabot College	2100 2100-BIOLOGICAL SCIENCES	2102	210 Class Lab		1198	25
482 - Chabot College	2100 2100-BIOLOGICAL SCIENCES	2104	210 Class Lab		1207	25
482 - Chabot College	2100 2100-BIOLOGICAL SCIENCES	2106	210 Class Lab		1198	25
482 - Chabot College	2100 2100-BIOLOGICAL SCIENCES	2108	210 Class Lab		1038	35
482 - Chabot College	2100 2100-BIOLOGICAL SCIENCES	2110	210 Class Lab		1198	25
482 - Chabot College	2100 2100-BIOLOGICAL SCIENCES	2112	410 Read/Study Room		361	12
482 - Chabot College	2100 2100-BIOLOGICAL SCIENCES	2124	210 Class Lab		1266	25
482 - Chabot College	2100 2100-BIOLOGICAL SCIENCES	2130	210 Class Lab		1207	25
482 - Chabot College	2200 2200 - MEDICAL-DENTAL	2202	110 Classroom		771	38
482 - Chabot College	2200 2200 - MEDICAL-DENTAL	2203	210 Class Lab		1549	32
482 - Chabot College	2200 2200 - MEDICAL-DENTAL	2204	215 Class Lab Service		283	14
482 - Chabot College	2200 2200 - MEDICAL-DENTAL	2206	310 Office		178	1

## Room Detail Report - Spring 2022

### Chabot College

\*Occupancy is based upon DSA IR A -26.cc: Lecture 20 sf/student; Computer Lab 35 sf/student; Science Lab 50 sf/student; Nursing & Dental 50 sf/student; Career Technical Education Shop 50 sf/student; Athletics and Kinesiology 50 sf/student: Fixed Seating rooms number of seats provided.

					Room Area	Occupancy Loads
					Total Area (SF)	* Fire Code Capacity
Campus	Building	Room #	Room Type			
482 - Chabot College	2200 2200 - MEDICAL-DENTAL	2208	310 Office		73	1
482 - Chabot College	2200 2200 - MEDICAL-DENTAL	2210	310 Office		108	1
482 - Chabot College	2200 2200 - MEDICAL-DENTAL	2212	310 Office		135	2
482 - Chabot College	2200 2200 - MEDICAL-DENTAL	2214	310 Office		109	1
482 - Chabot College	2200 2200 - MEDICAL-DENTAL	2218	310 Office		108	1
482 - Chabot College	2200 2200 - MEDICAL-DENTAL	2220	310 Office		110	1
482 - Chabot College	2200 2200 - MEDICAL-DENTAL	2222	310 Office		103	1
482 - Chabot College	2200 2200 - MEDICAL-DENTAL	2252	110 Classroom		1026	49
482 - Chabot College	2200 2200 - MEDICAL-DENTAL	2253	310 Office		76	1
482 - Chabot College	2200 2200 - MEDICAL-DENTAL	2254	110 Classroom		976	48
482 - Chabot College	2200 2200 - MEDICAL-DENTAL	2255	310 Office		76	1
482 - Chabot College	2200 2200 - MEDICAL-DENTAL	2256	210 Class Lab		774	22
482 - Chabot College	2200 2200 - MEDICAL-DENTAL	2257	310 Office		76	1
482 - Chabot College	2200 2200 - MEDICAL-DENTAL	2258	110 Classroom		599	29
482 - Chabot College	2200 2200 - MEDICAL-DENTAL	2259	310 Office		76	1
482 - Chabot College	2200 2200 - MEDICAL-DENTAL	2261	310 Office		76	1
482 - Chabot College	2200 2200 - MEDICAL-DENTAL	2263	310 Office		76	1
482 - Chabot College	2200 2200 - MEDICAL-DENTAL	2265	310 Office		76	1
482 - Chabot College	2200 2200 - MEDICAL-DENTAL	2267	310 Office		204	2
482 - Chabot College	2200 2200 - MEDICAL-DENTAL	2271	680 Meeting Room		373	18
482 - Chabot College	2200 2200 - MEDICAL-DENTAL	2273	310 Office		203	2
482 - Chabot College	2200 2200 - MEDICAL-DENTAL	2203-B	650 Lounge		264	14
482 - Chabot College	2200 2200 - MEDICAL-DENTAL	2222-A	220 Spec Class Lab		71	1
482 - Chabot College	2200 2200 - MEDICAL-DENTAL	2222-B	220 Spec Class Lab		72	1
482 - Chabot College	2200 2200 - MEDICAL-DENTAL	2222-C	220 Spec Class Lab		73	1

## Room Detail Report - Spring 2022

### Chabot College

\*Occupancy is based upon DSA IR A -26.cc: Lecture 20 sf/student; Computer Lab 35 sf/student; Science Lab 50 sf/student; Nursing & Dental 50 sf/student; Career Technical Education Shop 50 sf/student; Athletics and Kinesiology 50 sf/student: Fixed Seating rooms number of seats provided.

					Room Area	Occupancy Loads
					Total Area (SF)	* Fire Code Capacity
Campus	Building	Room #	Room Type			
482 - Chabot College	2200 2200 - MEDICAL-DENTAL	2222-D	220 Spec Class Lab	105	1	
482 - Chabot College	2200 2200 - MEDICAL-DENTAL	2222-G	210 Class Lab	170	4	
482 - Chabot College	2200 2200 - MEDICAL-DENTAL	2273-A	310 Office	108	1	
482 - Chabot College	2300 2300 - STUDENT CENTER	2313	830 Nurse Station	426	8	
482 - Chabot College	2300 2300 - STUDENT CENTER	2321	310 Office	127	1	
482 - Chabot College	2300 2300 - STUDENT CENTER	2327	310 Office	83	1	
482 - Chabot College	2300 2300 - STUDENT CENTER	2329	655 Lounge Service	49	1	
482 - Chabot College	2300 2300 - STUDENT CENTER	2331	310 Office	83	1	
482 - Chabot College	2300 2300 - STUDENT CENTER	2337	210 Class Lab	697	34	
482 - Chabot College	2300 2300 - STUDENT CENTER	2338	630 Food Facilities	699	30	
482 - Chabot College	2300 2300 - STUDENT CENTER	2339	310 Office	83	1	
482 - Chabot College	2300 2300 - STUDENT CENTER	2340	680 Meeting Room	818	54	
482 - Chabot College	2300 2300 - STUDENT CENTER	2345	680 Meeting Room	355	23	
482 - Chabot College	2300 2300 - STUDENT CENTER	2351	410 Read/Study Room	1607	32	
482 - Chabot College	2300 2300 - STUDENT CENTER	2357	310 Office	75	1	
482 - Chabot College	2300 2300 - STUDENT CENTER	2359	650 Lounge	291	10	
482 - Chabot College	2300 2300 - STUDENT CENTER	2361	310 Office	124	1	
482 - Chabot College	2300 2300 - STUDENT CENTER	2347-A	310 Office	132	1	
482 - Chabot College	2300 2300 - STUDENT CENTER	2347-B	310 Office	121	1	
482 - Chabot College	2300 2300 - STUDENT CENTER	2351-B	310 Office	95	1	
482 - Chabot College	2300 2300 - STUDENT CENTER	2351-C	410 Read/Study Room	100	1	
482 - Chabot College	2300 2300 - STUDENT CENTER	2355-A	310 Office	62	1	
482 - Chabot College	2300 2300 - STUDENT CENTER	2355-B	310 Office	62	1	
482 - Chabot College	2300 2300 - STUDENT CENTER	2355-E	310 Office	357	3	
482 - Chabot College	2400 2400- DIS STUDENT CNT	2401	310 Office	169	2	

## Room Detail Report - Spring 2022

### Chabot College

\*Occupancy is based upon DSA IR A -26.cc: Lecture 20 sf/student; Computer Lab 35 sf/student; Science Lab 50 sf/student; Nursing & Dental 50 sf/student; Career Technical Education Shop 50 sf/student; Athletics and Kinesiology 50 sf/student: Fixed Seating rooms number of seats provided.

					Room Area	Occupancy Loads
					Total Area (SF)	* Fire Code Capacity
Campus	Building	Room #	Room Type			
482 - Chabot College	2400 2400- DIS STUDENT CNT	2402	310 Office	180	2	
482 - Chabot College	2400 2400- DIS STUDENT CNT	2402	310 Office	80	1	
482 - Chabot College	2400 2400- DIS STUDENT CNT	2403	310 Office	180	2	
482 - Chabot College	2400 2400- DIS STUDENT CNT	2404	310 Office	157	2	
482 - Chabot College	2400 2400- DIS STUDENT CNT	2404	430 Library - Electronic Carrels	721	20	
482 - Chabot College	2400 2400- DIS STUDENT CNT	2405	310 Office	171	2	
482 - Chabot College	2400 2400- DIS STUDENT CNT	2405	410 Read/Study Room	924	26	
482 - Chabot College	2400 2400- DIS STUDENT CNT	2406	310 Office	171	2	
482 - Chabot College	2400 2400- DIS STUDENT CNT	2407	410 Read/Study Room	475	13	
482 - Chabot College	2400 2400- DIS STUDENT CNT	2408	310 Office	265	2	
482 - Chabot College	2400 2400- DIS STUDENT CNT	2412	410 Read/Study Room	180	5	
482 - Chabot College	2600 2600-PHYSICAL ED OFFICE	2601	310 Office	216	2	
482 - Chabot College	2600 2600-PHYSICAL ED OFFICE	2602	310 Office	121	1	
482 - Chabot College	2600 2600-PHYSICAL ED OFFICE	2603	310 Office	171	2	
482 - Chabot College	2600 2600-PHYSICAL ED OFFICE	2604	310 Office	121	1	
482 - Chabot College	2600 2600-PHYSICAL ED OFFICE	2606	310 Office	121	1	
482 - Chabot College	2600 2600-PHYSICAL ED OFFICE	2607	680 Meeting Room	202	13	
482 - Chabot College	2600 2600-PHYSICAL ED OFFICE	2608	310 Office	121	1	
482 - Chabot College	2600 2600-PHYSICAL ED OFFICE	2609	310 Office	194	2	
482 - Chabot College	2600 2600-PHYSICAL ED OFFICE	2610	310 Office	119	1	
482 - Chabot College	2600 2600-PHYSICAL ED OFFICE	2611	110 Classroom	1116	56	
482 - Chabot College	2600 2600-PHYSICAL ED OFFICE	2612	310 Office	119	1	
482 - Chabot College	2600 2600-PHYSICAL ED OFFICE	2614	310 Office	119	1	
482 - Chabot College	2600 2600-PHYSICAL ED OFFICE	2616	310 Office	119	1	
482 - Chabot College	2600 2600-PHYSICAL ED OFFICE	2618	310 Office	119	1	

## Room Detail Report - Spring 2022

### Chabot College

\*Occupancy is based upon DSA IR A -26.cc: Lecture 20 sf/student; Computer Lab 35 sf/student; Science Lab 50 sf/student; Nursing & Dental 50 sf/student; Career Technical Education Shop 50 sf/student; Athletics and Kinesiology 50 sf/student: Fixed Seating rooms number of seats provided.

					Room Area	Occupancy Loads
					Total Area (SF)	* Fire Code Capacity
Campus	Building	Room #	Room Type			
482 - Chabot College	2600 2600-PHYSICAL ED OFFICE	2620	310 Office	119	1	
482 - Chabot College	2700 2700-WOMENS LOCKER ROOM	2703	310 Office	126	1	
482 - Chabot College	2700 2700-WOMENS LOCKER ROOM	2704	520 Athletics/Physical Education	3044	84	
482 - Chabot College	2700 2700-WOMENS LOCKER ROOM	2706	525 Athletic/Physical Ed Service	296	5	
482 - Chabot College	2700 2700-WOMENS LOCKER ROOM	2708	310 Office	177	2	
482 - Chabot College	2800 2800 - MENS LOCKER ROOM	2805	525 Athletic/Physical Ed Service	995	27	
482 - Chabot College	2800 2800 - MENS LOCKER ROOM	2807	525 Athletic/Physical Ed Service	453	12	
482 - Chabot College	2800 2800 - MENS LOCKER ROOM	2813	310 Office	201	2	
482 - Chabot College	2800 2800 - MENS LOCKER ROOM	2819	525 Athletic/Physical Ed Service	236	2	
482 - Chabot College	2800 2800 - MENS LOCKER ROOM	2822	525 Athletic/Physical Ed Service	1518	42	
482 - Chabot College	2800 2800 - MENS LOCKER ROOM	2826	525 Athletic/Physical Ed Service	151	2	
482 - Chabot College	2800 2800 - MENS LOCKER ROOM	2830	525 Athletic/Physical Ed Service	204	2	
482 - Chabot College	2800 2800 - MENS LOCKER ROOM	2820-A	525 Athletic/Physical Ed Service	144	1	
482 - Chabot College	2800 2800 - MENS LOCKER ROOM	2820-B	525 Athletic/Physical Ed Service	140	1	
482 - Chabot College	2900 2900 - PE CLASSROOMS	2901	520 Athletics/Physical Education	1560	32	
482 - Chabot College	2900 2900 - PE CLASSROOMS	2910	520 Athletics/Physical Education	2880	57	
482 - Chabot College	2900 2900 - PE CLASSROOMS	2920	520 Athletics/Physical Education	2440	48	
482 - Chabot College	2900 2900 - PE CLASSROOMS	2930	520 Athletics/Physical Education	2475	49	
482 - Chabot College	2900 2900 - PE CLASSROOMS	2940	520 Athletics/Physical Education	6387	127	
482 - Chabot College	2900 2900 - PE CLASSROOMS	2901-A	310 Office	89	1	
482 - Chabot College	3000 3000-WAREHOUSE AND MAINT	3004	310 Office	243	1	
482 - Chabot College	3000 3000-WAREHOUSE AND MAINT	3005	310 Office	125	1	
482 - Chabot College	3000 3000-WAREHOUSE AND MAINT	3009	310 Office	245	1	
482 - Chabot College	3000 3000-WAREHOUSE AND MAINT	3011	310 Office	110	1	
482 - Chabot College	3000 3000-WAREHOUSE AND MAINT	3013	310 Office	64	1	



## Room Detail Report - Spring 2022

### Chabot College

\*Occupancy is based upon DSA IR A -26.cc: Lecture 20 sf/student; Computer Lab 35 sf/student; Science Lab 50 sf/student; Nursing & Dental 50 sf/student; Career Technical Education Shop 50 sf/student; Athletics and Kinesiology 50 sf/student: Fixed Seating rooms number of seats provided.

				Room Area	Occupancy Loads
				Total Area (SF)	* Fire Code Capacity
Campus	Building	Room #	Room Type		
482 - Chabot College	3000 3000-WAREHOUSE AND MAINT	3017	730 Storage	420	1
482 - Chabot College	3000 3000-WAREHOUSE AND MAINT	3028	310 Office	101	1
482 - Chabot College	3000 3000-WAREHOUSE AND MAINT	3004-A	310 Office	172	1
482 - Chabot College	3100 3100 - EMERGENCY MED SE	3102	210 Class Lab	1099	21
482 - Chabot College	3100 3100 - EMERGENCY MED SE	3107	210 Class Lab	114	4
482 - Chabot College	3100 3100 - EMERGENCY MED SE	3109	410 Read/Study Room	191	9
482 - Chabot College	3100 3100 - EMERGENCY MED SE	3111	220 Spec Class Lab	79	4
482 - Chabot College	3100 3100 - EMERGENCY MED SE	3112	310 Office	72	1
482 - Chabot College	3100 3100 - EMERGENCY MED SE	3113	210 Class Lab	354	7
482 - Chabot College	3100 3100 - EMERGENCY MED SE	3115	210 Class Lab	1299	25
482 - Chabot College	3100 3100 - EMERGENCY MED SE	3116	210 Class Lab	1422	28
482 - Chabot College	3100 3100 - EMERGENCY MED SE	3122	310 Office	83	1
482 - Chabot College	3200 3200 - Sciences Biology	3201	Physiology Lab	1431	29
482 - Chabot College	3200 3200 - Sciences Biology	3202	Biology 50 Lab	1397	28
482 - Chabot College	3200 3200 - Sciences Biology	3203	Anatomy Lab	1410	29
482 - Chabot College	3200 3200 - Sciences Biology	3204	Read/Study Room	544	11
482 - Chabot College	3200 3200 - Sciences Biology	3205	Corridor	2227	
482 - Chabot College	3200 3200 - Sciences Biology	3209	Elevator 2	97	
482 - Chabot College	3200 3200 - Sciences Biology	3210	Office Lab Technician	79	1
482 - Chabot College	3200 3200 - Sciences Biology	3211	Lab Prep Bio 50/Phys	604	13
482 - Chabot College	3200 3200 - Sciences Biology	3211	Corridor		
482 - Chabot College	3200 3200 - Sciences Biology	3212	Cadaver Room	561	12
482 - Chabot College	3200 3200 - Sciences Biology	3213	Lab Prep Anatomy	359	8
482 - Chabot College	3200 3200 - Sciences Biology	3220	Elev Equipment Room	47	
482 - Chabot College	3200 3200 - Sciences Biology	3221	Custodial	101	

## Room Detail Report - Spring 2022

### Chabot College

\*Occupancy is based upon DSA IR A -26.cc: Lecture 20 sf/student; Computer Lab 35 sf/student; Science Lab 50 sf/student; Nursing & Dental 50 sf/student; Career Technical Education Shop 50 sf/student; Athletics and Kinesiology 50 sf/student: Fixed Seating rooms number of seats provided.

						Room Area	Occupancy Loads
						Total Area (SF)	* Fire Code Capacity
Campus	Building	Room #	Room Type				
482 - Chabot College	3200 3200 - Sciences	Biology	3222	Data Room	84		
482 - Chabot College	3200 3200 - Sciences	Biology	3223	Electrical Room	85		
482 - Chabot College	3200 3200 - Sciences	Biology	3230	M Restroom	114		
482 - Chabot College	3200 3200 - Sciences	Biology	3231	Mechanical	12		
482 - Chabot College	3200 3200 - Sciences	Biology	3232	AG Restroom	60		
482 - Chabot College	3200 3200 - Sciences	Biology	3233	W Restroom	203		
482 - Chabot College	3200 3200 - Sciences	Biology	3234	Elevator 1	61		
482 - Chabot College	3200 3200 - Sciences	Biology	3251	Greenhouse	524	11	
482 - Chabot College	3200 3200 - Sciences	Biology	3252	Botany & Env Sci Lab	1438	29	
482 - Chabot College	3200 3200 - Sciences	Biology	3253	Zoology Lab	1418	29	
482 - Chabot College	3200 3200 - Sciences	Biology	3254	Read/Study Room 2	565	12	
482 - Chabot College	3200 3200 - Sciences	Biology	3255	Corridor	1340		
482 - Chabot College	3200 3200 - Sciences	Biology	3259	Elevator Equipment	79		
482 - Chabot College	3200 3200 - Sciences	Biology	3260	Office Lab Technician	97	1	
482 - Chabot College	3200 3200 - Sciences	Biology	3261	Lab Prep Bot/Zoo	1316	27	
482 - Chabot College	3200 3200 - Sciences	Biology	3261	Corridor	77		
482 - Chabot College	3200 3200 - Sciences	Biology	3269	Elevator	97		
482 - Chabot College	3200 3200 - Sciences	Biology	3270	Storage	48		
482 - Chabot College	3200 3200 - Sciences	Biology	3271	Custodial	103		
482 - Chabot College	3200 3200 - Sciences	Biology	3272	Data Room	84		
482 - Chabot College	3200 3200 - Sciences	Biology	3273	Electrical Room	85		
482 - Chabot College	3200 3200 - Sciences	Biology	3274	Mechanical	138		
482 - Chabot College	3200 3200 - Sciences	Biology	3275	Corridor	183		
482 - Chabot College	3200 3200 - Sciences	Biology	3280	M Restroom	112		
482 - Chabot College	3200 3200 - Sciences	Biology	3282	AG Restroom	64		

## Room Detail Report - Spring 2022

### Chabot College

\*Occupancy is based upon DSA IR A -26.cc: Lecture 20 sf/student; Computer Lab 35 sf/student; Science Lab 50 sf/student; Nursing & Dental 50 sf/student; Career Technical Education Shop 50 sf/student; Athletics and Kinesiology 50 sf/student: Fixed Seating rooms number of seats provided.

					Room Area	Occupancy Loads
					Total Area (SF)	* Fire Code Capacity
Campus	Building	Room #	Room Type			
482 - Chabot College	3200 3200 - Sciences	3283	3200 - Sciences Biology W Restroom	203		
482 - Chabot College	3200 3200 - Sciences	3284	3200 - Sciences Biology Elevator	61		
482 - Chabot College	3200 3200 - Sciences	3201A	3200 - Sciences Biology Storage			
482 - Chabot College	3200 3200 - Sciences	3202A	3200 - Sciences Biology Storage			
482 - Chabot College	3200 3200 - Sciences	3203A	3200 - Sciences Biology Storage			
482 - Chabot College	3200 3200 - Sciences	3252A	3200 - Sciences Biology Storage	21		
482 - Chabot College	3200 3200 - Sciences	3253A	3200 - Sciences Biology Storage	21		
482 - Chabot College	3400 3400 - AUTO TECH	3401	3400 - AUTO TECH CTR 310 Office	176	2	
482 - Chabot College	3400 3400 - AUTO TECH	3402	3400 - AUTO TECH CTR 310 Office	94	1	
482 - Chabot College	3400 3400 - AUTO TECH	3403	3400 - AUTO TECH CTR 220 Spec Class Lab	493	14	
482 - Chabot College	3400 3400 - AUTO TECH	3407	3400 - AUTO TECH CTR 220 Spec Class Lab	578	24	
482 - Chabot College	3400 3400 - AUTO TECH	3410	3400 - AUTO TECH CTR 210 Class Lab	2233	44	
482 - Chabot College	3500 3500 - CHILD CARE/DEV.C	3502	3500 - CHILD CARE/DEV.C 310 Office	115	1	
482 - Chabot College	3500 3500 - CHILD CARE/DEV.C	3503	3500 - CHILD CARE/DEV.C 310 Office	171	1	
482 - Chabot College	3500 3500 - CHILD CARE/DEV.C	3504	3500 - CHILD CARE/DEV.C 310 Office	97	1	
482 - Chabot College	3500 3500 - CHILD CARE/DEV.C	3506	3500 - CHILD CARE/DEV.C 310 Office	97	1	
482 - Chabot College	3500 3500 - CHILD CARE/DEV.C	3507	3500 - CHILD CARE/DEV.C 310 Office	153	1	
482 - Chabot College	3500 3500 - CHILD CARE/DEV.C	3511	3500 - CHILD CARE/DEV.C 680 Meeting Room	408	9	
482 - Chabot College	3500 3500 - CHILD CARE/DEV.C	3512	3500 - CHILD CARE/DEV.C 310 Office	171	2	
482 - Chabot College	3500 3500 - CHILD CARE/DEV.C	3517	3500 - CHILD CARE/DEV.C 550 Demonstration (Child Care)	507	25	
482 - Chabot College	3500 3500 - CHILD CARE/DEV.C	3520	3500 - CHILD CARE/DEV.C 650 Lounge	376	10	
482 - Chabot College	3500 3500 - CHILD CARE/DEV.C	3521	3500 - CHILD CARE/DEV.C 550 Demonstration (Child Care)	953	60	
482 - Chabot College	3500 3500 - CHILD CARE/DEV.C	3522	3500 - CHILD CARE/DEV.C 550 Demonstration (Child Care)	626	25	
482 - Chabot College	3500 3500 - CHILD CARE/DEV.C	3525	3500 - CHILD CARE/DEV.C 550 Demonstration (Child Care)	156	6	
482 - Chabot College	3500 3500 - CHILD CARE/DEV.C	3526	3500 - CHILD CARE/DEV.C 550 Demonstration (Child Care)	1120	25	

## Room Detail Report - Spring 2022

### Chabot College

\*Occupancy is based upon DSA IR A -26.cc: Lecture 20 sf/student; Computer Lab 35 sf/student; Science Lab 50 sf/student; Nursing & Dental 50 sf/student; Career Technical Education Shop 50 sf/student; Athletics and Kinesiology 50 sf/student: Fixed Seating rooms number of seats provided.

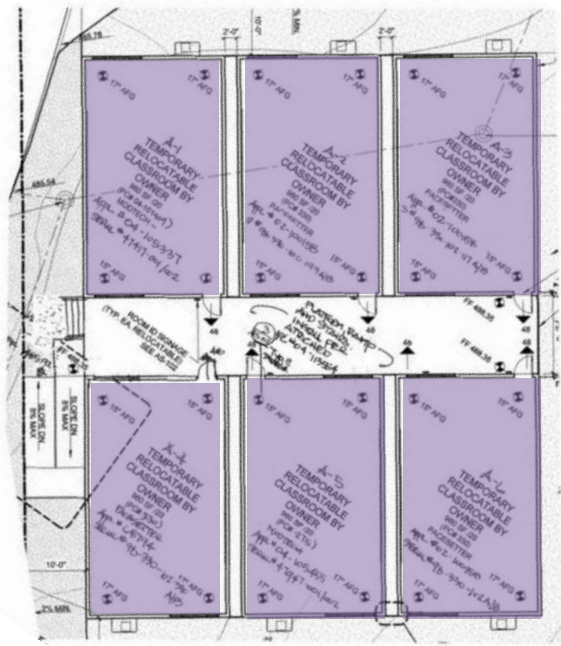
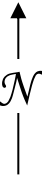
					Room Area	Occupancy Loads
					Total Area (SF)	* Fire Code Capacity
Campus	Building	Room #	Room Type			
482 - Chabot College	3500 3500 - CHILD CARE/DEV.C	3532	550 Demonstration (Child Care)	162	<b>6</b>	
482 - Chabot College	3500 3500 - CHILD CARE/DEV.C	3533	550 Demonstration (Child Care)	908	<b>25</b>	
482 - Chabot College	3500 3500 - CHILD CARE/DEV.C	3536	550 Demonstration (Child Care)	893	<b>25</b>	
482 - Chabot College	3800 3800 - BOOKSTORE	3811	665 Merchandise Facility Service	184	<b>1</b>	
482 - Chabot College	3800 3800 - BOOKSTORE	3816	665 Merchandise Facility Service	170	<b>1</b>	
482 - Chabot College	3800 3800 - BOOKSTORE	3820	665 Merchandise Facility Service	454	<b>1</b>	
482 - Chabot College	3800 3800 - BOOKSTORE	3821	665 Merchandise Facility Service	250	<b>1</b>	
482 - Chabot College	3900 3900 - CHEM/COMP	3901	210 Class Lab	1374	<b>27</b>	
482 - Chabot College	3900 3900 - CHEM/COMP	3902	220 Spec Class Lab	1417	<b>70</b>	
482 - Chabot College	3900 3900 - CHEM/COMP	3903	210 Class Lab	1374	<b>27</b>	
482 - Chabot College	3900 3900 - CHEM/COMP	3906	220 Spec Class Lab	3817	<b>76</b>	
482 - Chabot College	3900 3900 - CHEM/COMP	3907	220 Spec Class Lab	169	<b>5</b>	
482 - Chabot College	3900 3900 - CHEM/COMP	3913	220 Spec Class Lab	202	<b>5</b>	
482 - Chabot College	3900 3900 - CHEM/COMP	3914	310 Office	102	<b>1</b>	
482 - Chabot College	3900 3900 - CHEM/COMP	3916	310 Office	114	<b>1</b>	
482 - Chabot College	3900 3900 - CHEM/COMP	3919	220 Spec Class Lab	159	<b>5</b>	
482 - Chabot College	3900 3900 - CHEM/COMP	3921	210 Class Lab	1359	<b>27</b>	
482 - Chabot College	3900 3900 - CHEM/COMP	3922	110 Classroom	445	<b>22</b>	
482 - Chabot College	3900 3900 - CHEM/COMP	3923	210 Class Lab	1360	<b>27</b>	
482 - Chabot College	3900 3900 - CHEM/COMP	3924	110 Classroom	450	<b>22</b>	
482 - Chabot College	3900 3900 - CHEM/COMP	3925	220 Spec Class Lab	444	<b>2</b>	
482 - Chabot College	3900 3900 - CHEM/COMP	3926	650 Lounge	270	<b>13</b>	
482 - Chabot College	3900 3900 - CHEM/COMP	3929	210 Class Lab	1354	<b>27</b>	
482 - Chabot College	3900 3900 - CHEM/COMP	3931	210 Class Lab	1352	<b>27</b>	
482 - Chabot College	3900 3900 - CHEM/COMP	3932	110 Classroom	680	<b>34</b>	

### Room Detail Report - Spring 2022

**Chabot College**

\*Occupancy is based upon DSA IR A -26.cc: Lecture 20 sf/student; Computer Lab 35 sf/student; Science Lab 50 sf/student; Nursing & Dental 50 sf/student; Career Technical Education Shop 50 sf/student; Athletics and Kinesiology 50 sf/student: Fixed Seating rooms number of seats provided.

					Room Area	Occupancy Loads
					Total Area (SF)	* Fire Code Capacity
Campus	Building	Room #	Room Type			
482 - Chabot College	3900 3900 - CHEM/COMP	3934	110 Classroom		560	28
482 - Chabot College	3900 3900 - CHEM/COMP	3934-A	110 Classroom service		382	1
482 - Chabot College	4000 4000 - STRENGTH & FITNESS	4001	520 Athletics/Physical Education		6212	124
482 - Chabot College	4000 4000 - STRENGTH & FITNESS	4006	525 Athletic/Physical Ed Service		86	1
482 - Chabot College	4000 4000 - STRENGTH & FITNESS	4051	525 Athletic/Physical Ed Service		6212	125
					<b>343655</b>	<b>10693</b>



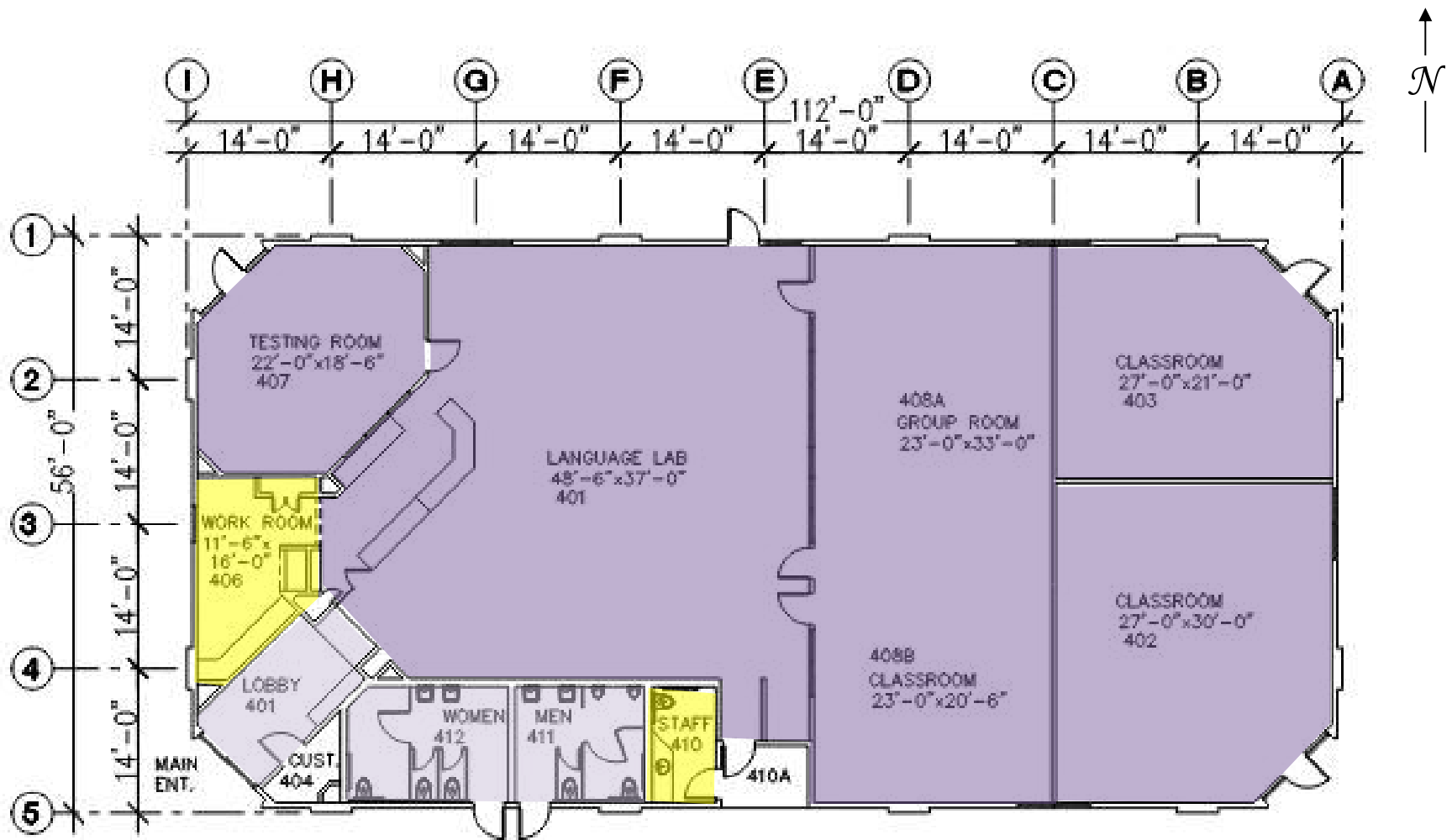
**Safe Work Practice Zones**

Las Positas College – Building 1600  
 3000 Campus Hill Dr., Livermore, CA  
 FACS #PJ48098  
 September 17, 2020

**LEGEND**

Green = staff personal spaces	Light Purple = common areas
Yellow = staff common areas	Dark Purple = public specialized areas
Orange = staff specialized areas	





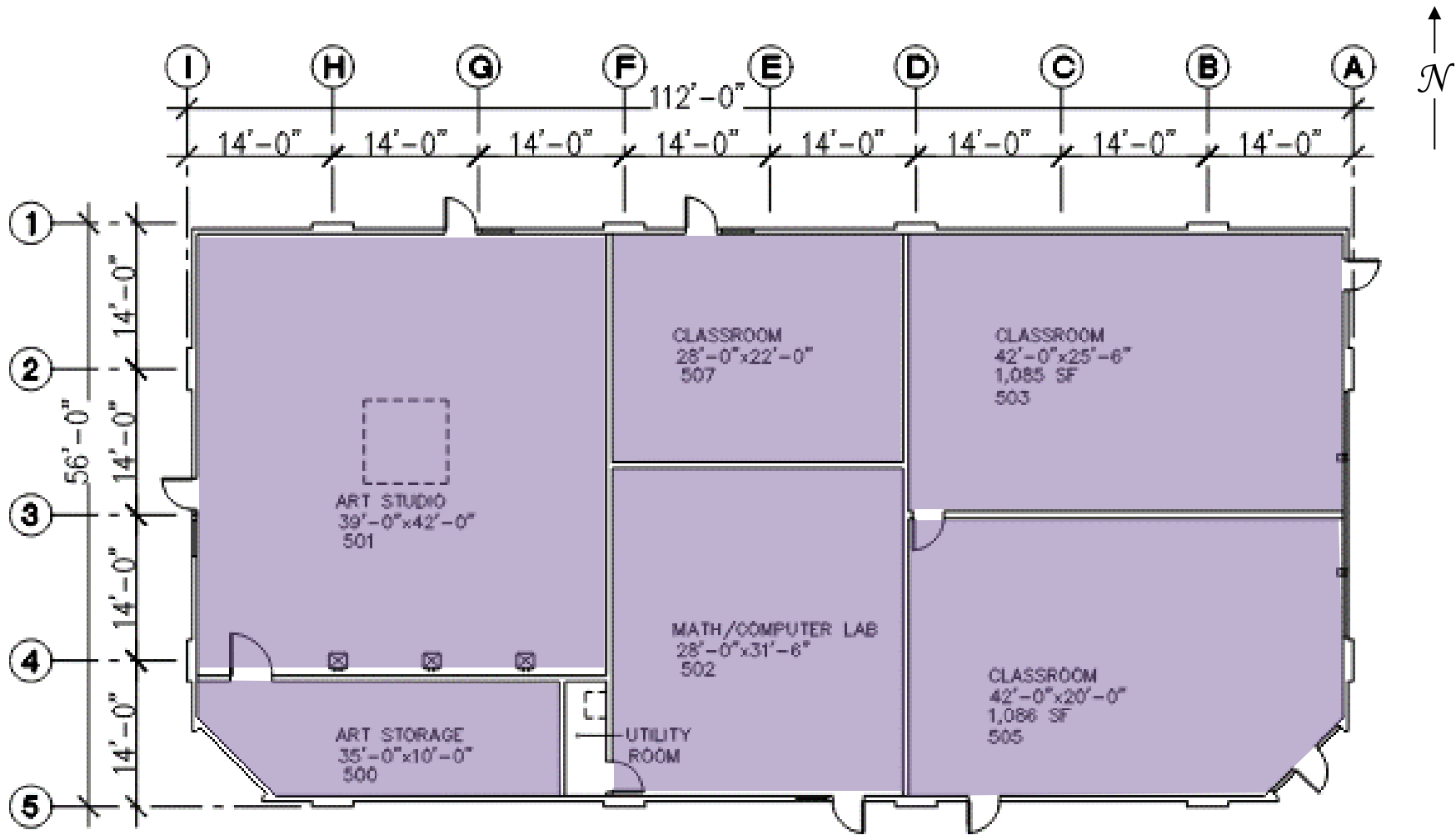
**Safe Work Practice Zones**

Las Positas College – Building 1600  
 3000 Campus Hill Dr., Livermore, CA  
 FACS #PJ48098  
 September 17, 2020

**LEGEND**

Green = staff personal spaces	Light Purple = common areas
Yellow = staff common areas	Dark Purple = public specialized areas
Orange = staff specialized areas	





**Safe Work Practice Zones**

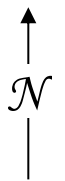
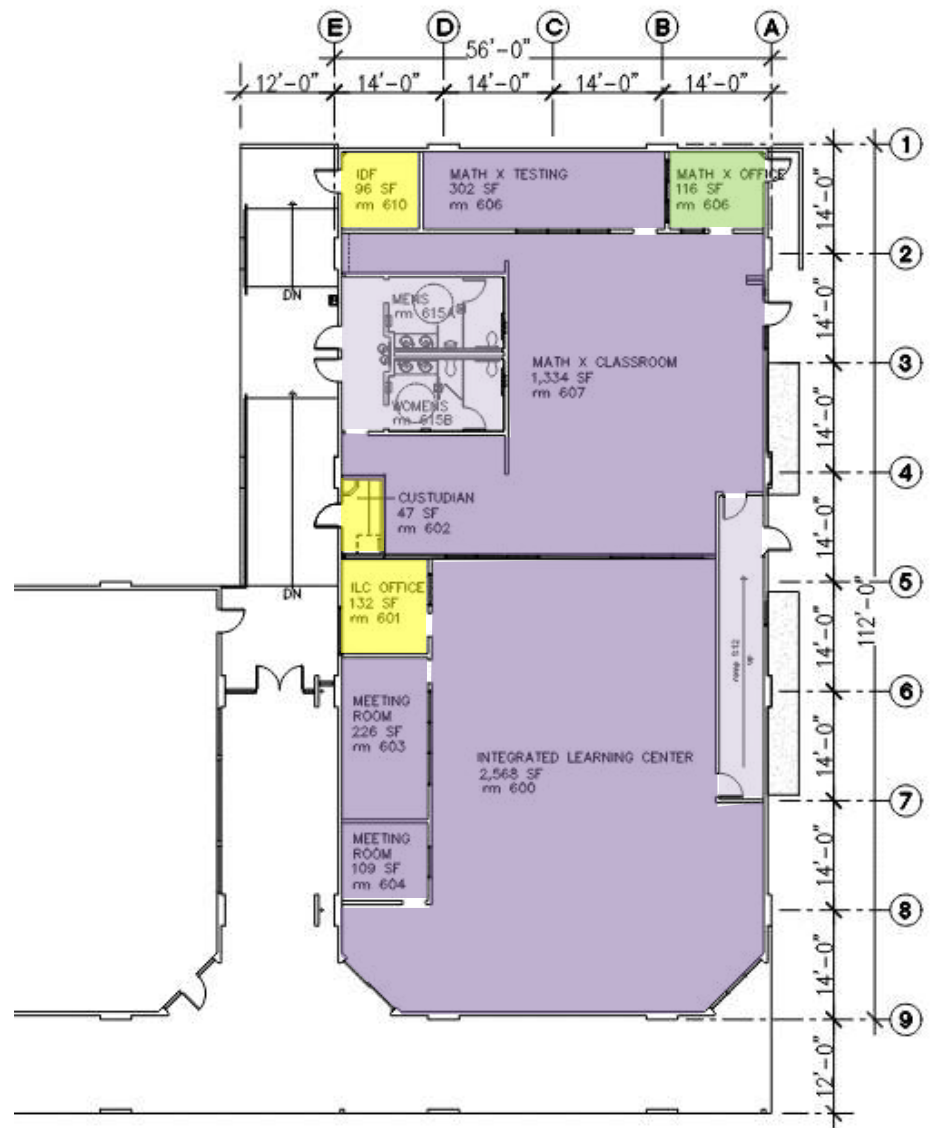
Las Positas College – Building 1600  
 3000 Campus Hill Dr., Livermore, CA  
 FACS #PJ48098  
 September 17, 2020

**LEGEND**

Green = staff personal spaces	Light Purple = common areas
Yellow = staff common areas	Dark Purple = public specialized areas
Orange = staff specialized areas	







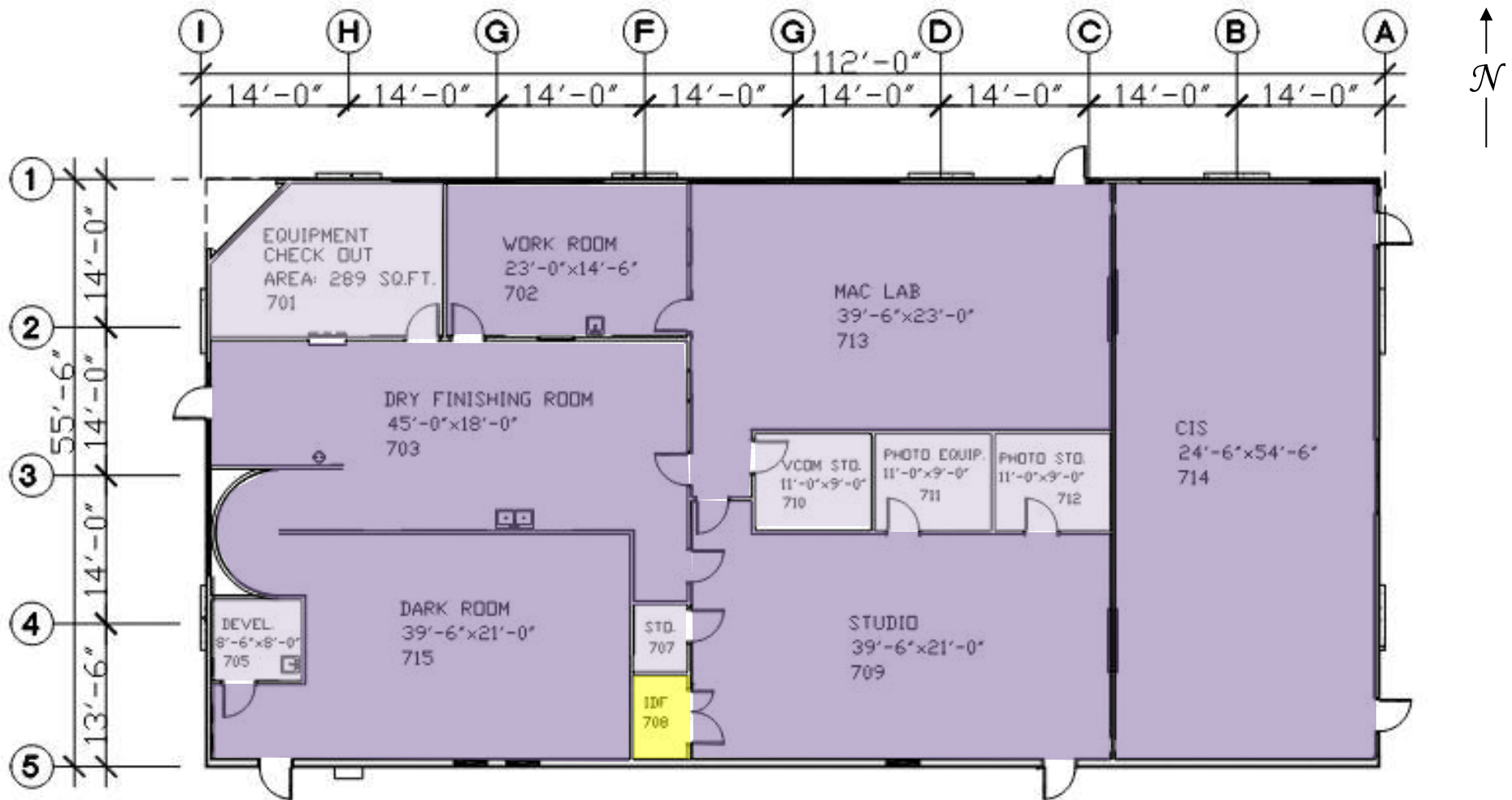
**Safe Work Practice Zones**

Las Positas College – Building 1600  
 3000 Campus Hill Dr., Livermore, CA  
 FACS #PJ48098  
 September 17, 2020

**LEGEND**

Green = staff personal spaces	Light Purple = common areas
Yellow = staff common areas	Dark Purple = public specialized areas
Orange = staff specialized areas	





**Safe Work Practice Zones**

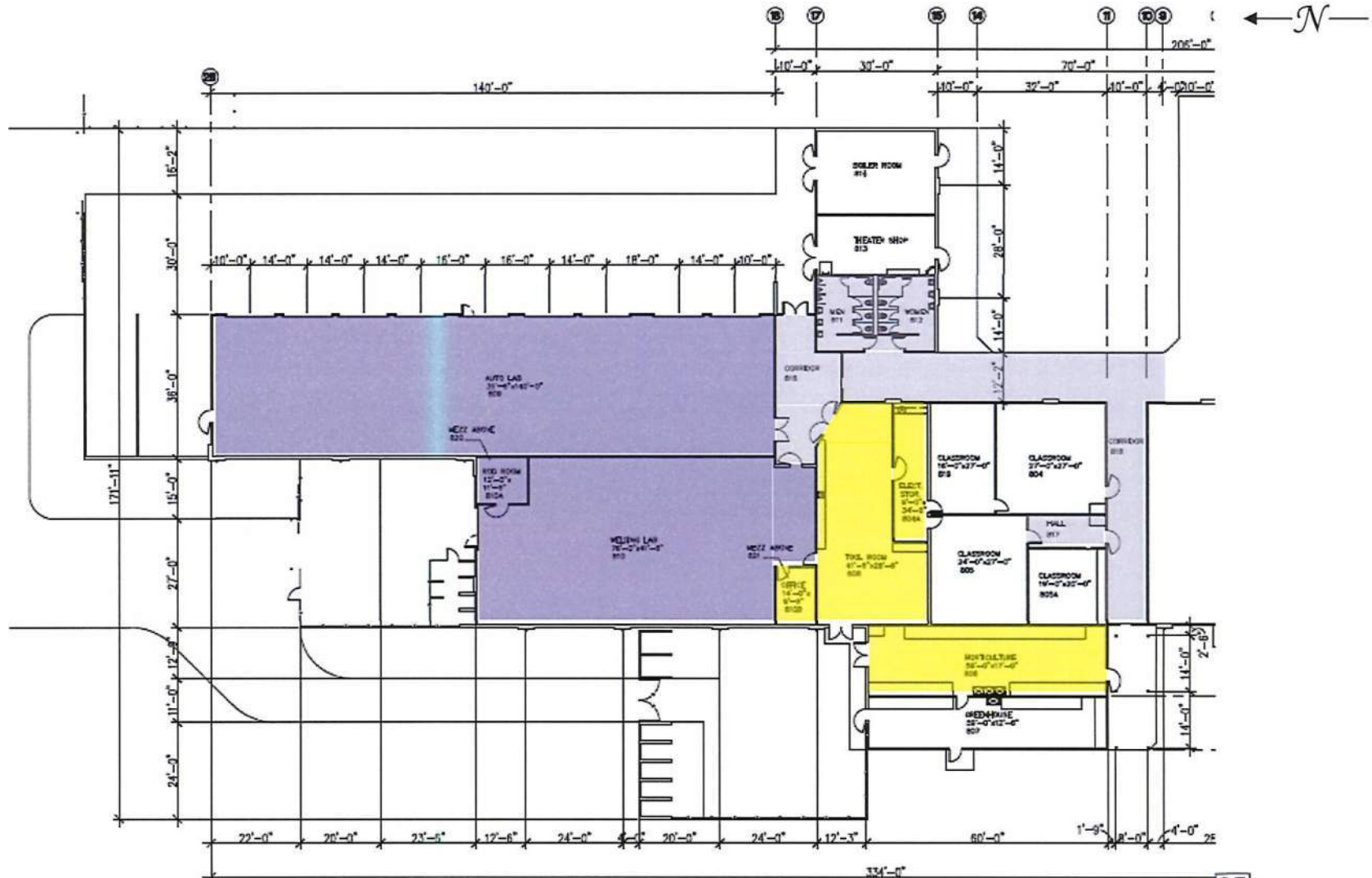
Las Positas College – Building 1600  
 3000 Campus Hill Dr., Livermore, CA  
 FACS #PJ48098  
 September 17, 2020

**LEGEND**

Green = staff personal spaces	Light Purple = common areas
Yellow = staff common areas	Dark Purple = public specialized areas
Orange = staff specialized areas	



Plan A



**LAS POSITAS COLLEGE**

**FLOOR PLAN MULTI-PURPOSE LITTLE THEATER, COMPUTER LAB, TECHNICAL-VOCATIONAL CENTER, BUILDING 800 - PLAN A**

SCALE: 1/8" = 1'-0"

Total SqFt of Building 800-28,951



05 a

CHART - LAS POSITAS COMMUNITY COLLEGE DISTRICT  
FACILITIES MODERNIZATION DEPARTMENT  
7500 DUBEN BLVD., 3RD FLOOR  
DUBLIN, CALIFORNIA 94568

**Safe Work Practice Zones**

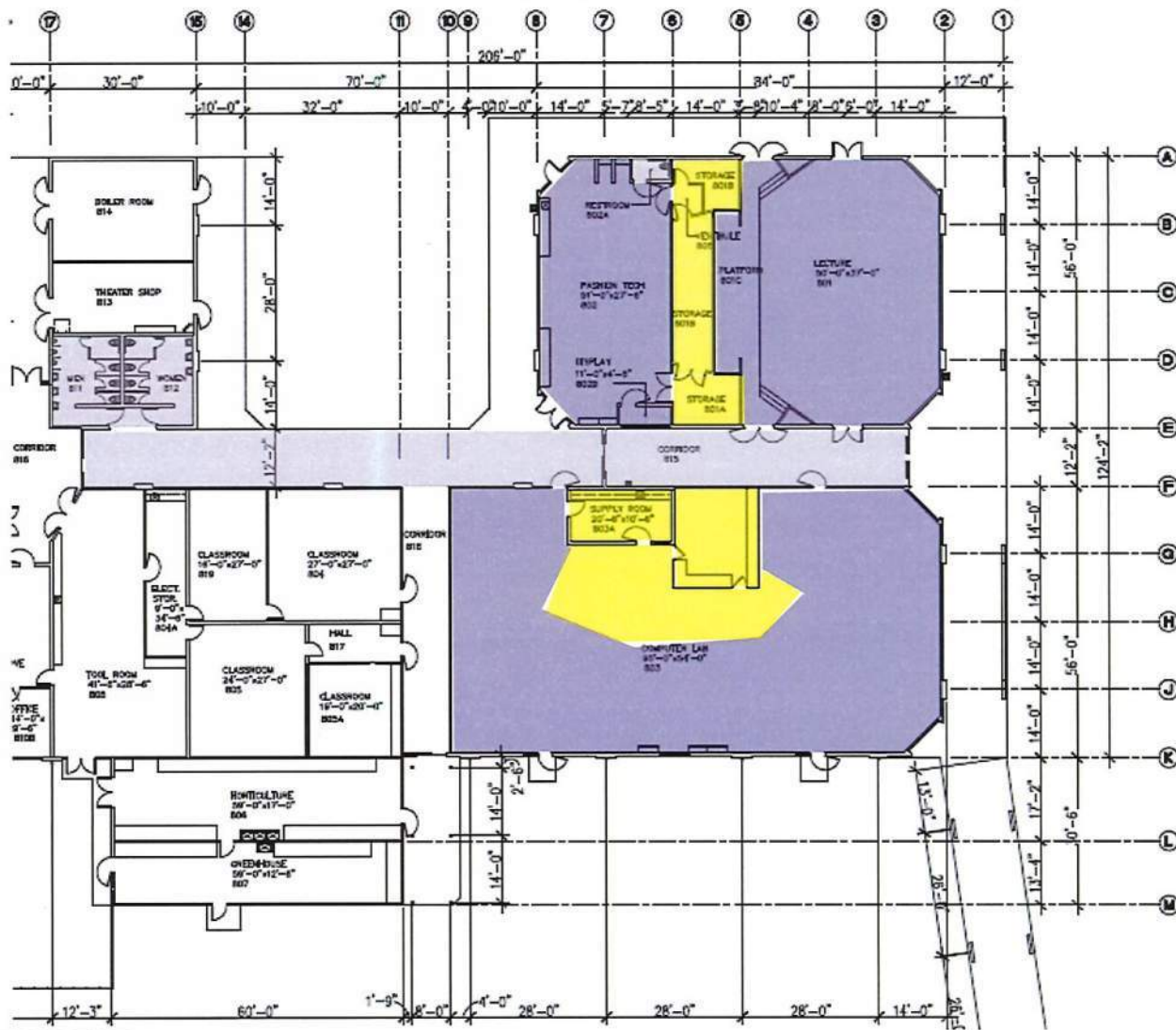
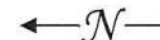
Las Positas College – Building 800  
3000 Campus Hill Dr., Livermore, CA  
FACS #PJ48098  
September 17, 2020

**LEGEND**

Green = staff personal spaces	Light Purple = common areas
Yellow = staff common areas	Dark Purple = public specialized areas
Orange = staff specialized areas	



Plan B



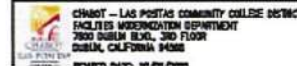
**LAS POSITAS COLLEGE**  
**FLOOR PLAN MULTI-PURPOSE LITTLE THEATER, COMPUTER LAB, TECHNICAL-VOCATIONAL CENTER, BUILDING 800 - PLAN B**



Total BCF of Building 800: 26,091



05 b



**Safe Work Practice Zones**

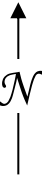
Las Positas College – Building 800  
 3000 Campus Hill Dr., Livermore, CA  
 FACS #PJ48098  
 September 17, 2020

**LEGE ND**

Green = staff personal spaces	Light Purple = common areas
Yellow = staff common areas	Dark Purple = public specialized areas
Orange = staff specialized areas	



Level 1



**LAS POSITAS COLLEGE**  
**FIRST FLOOR PLAN CLASSROOM BUILDING 1000**

0 4' 8' 16'  
 SCALE: 1/8" = 1'-0"

Total 80FT of First Floor 20,690

06

CHART - LAS POSITAS COMMUNITY COLLEGE DISTRICT  
 FACILITIES MODERNIZATION DEPARTMENT  
 7800 DUBLIN BLVD., 3RD FLOOR  
 DUBLIN, CALIFORNIA 94568

**Safe Work Practice Zones**

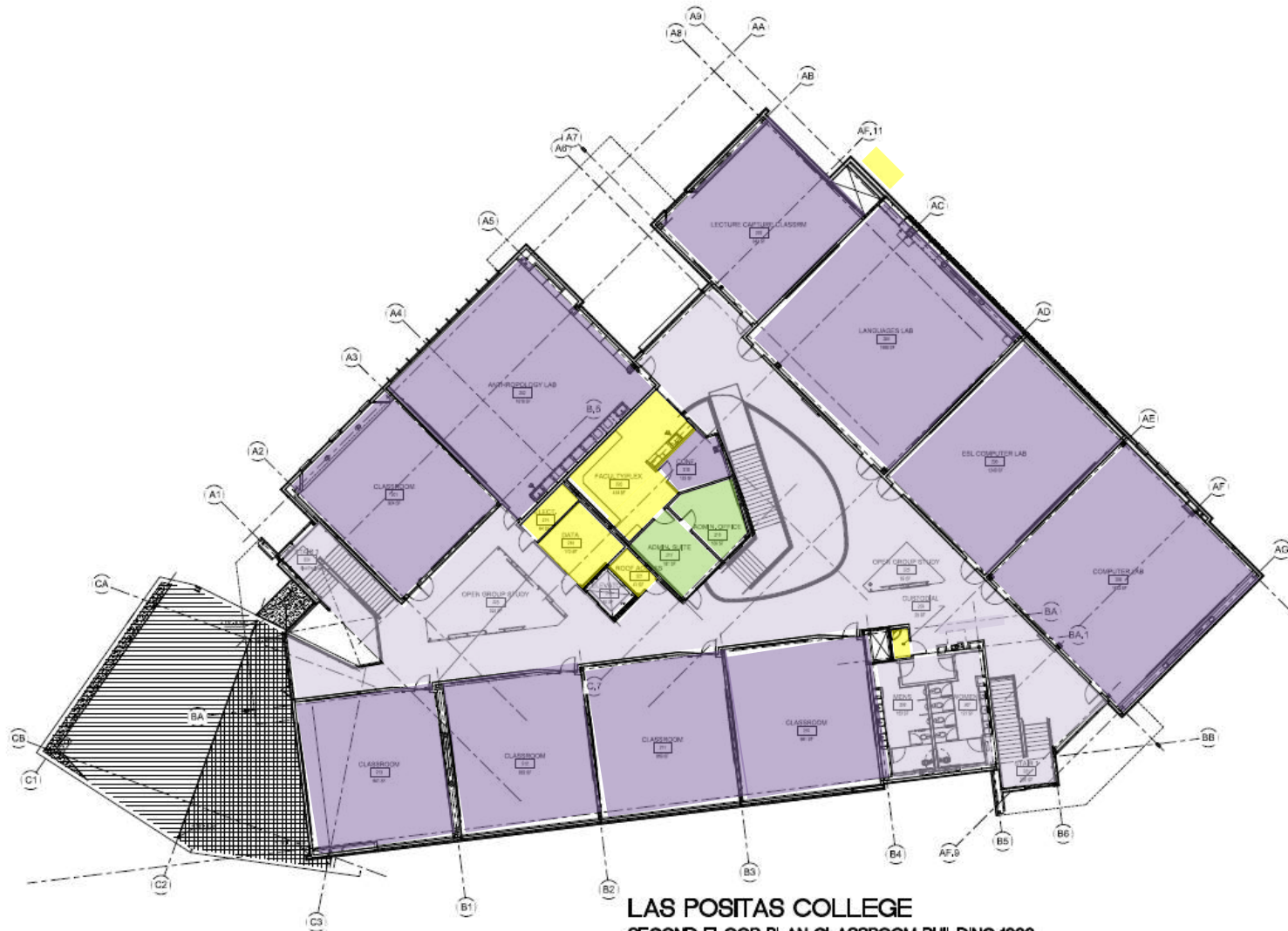
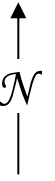
Las Positas College – Building 1000  
 3000 Campus Hill Dr., Livermore, CA  
 FACS #PJ48098  
 September 17, 2020

**LEGEND**

Green = staff personal spaces	Light Purple = common areas
Yellow = staff common areas	Dark Purple = public specialized areas
Orange = staff specialized areas	



Level 2



**LAS POSITAS COLLEGE**  
**SECOND FLOOR PLAN CLASSROOM BUILDING 1000**

0 4' 8' 16'  
 SCALE 1/8" = 1'-0"

Total GOF of Second Floor: 18,656

07

CHABOT - LAS POSITAS COMMUNITY COLLEGE DISTRICT  
 FACILITIES MODERNIZATION DEPARTMENT  
 7800 DUBLIN BLVD., 3RD FLOOR  
 DUBLIN, CALIFORNIA 94568

**Safe Work Practice Zones**

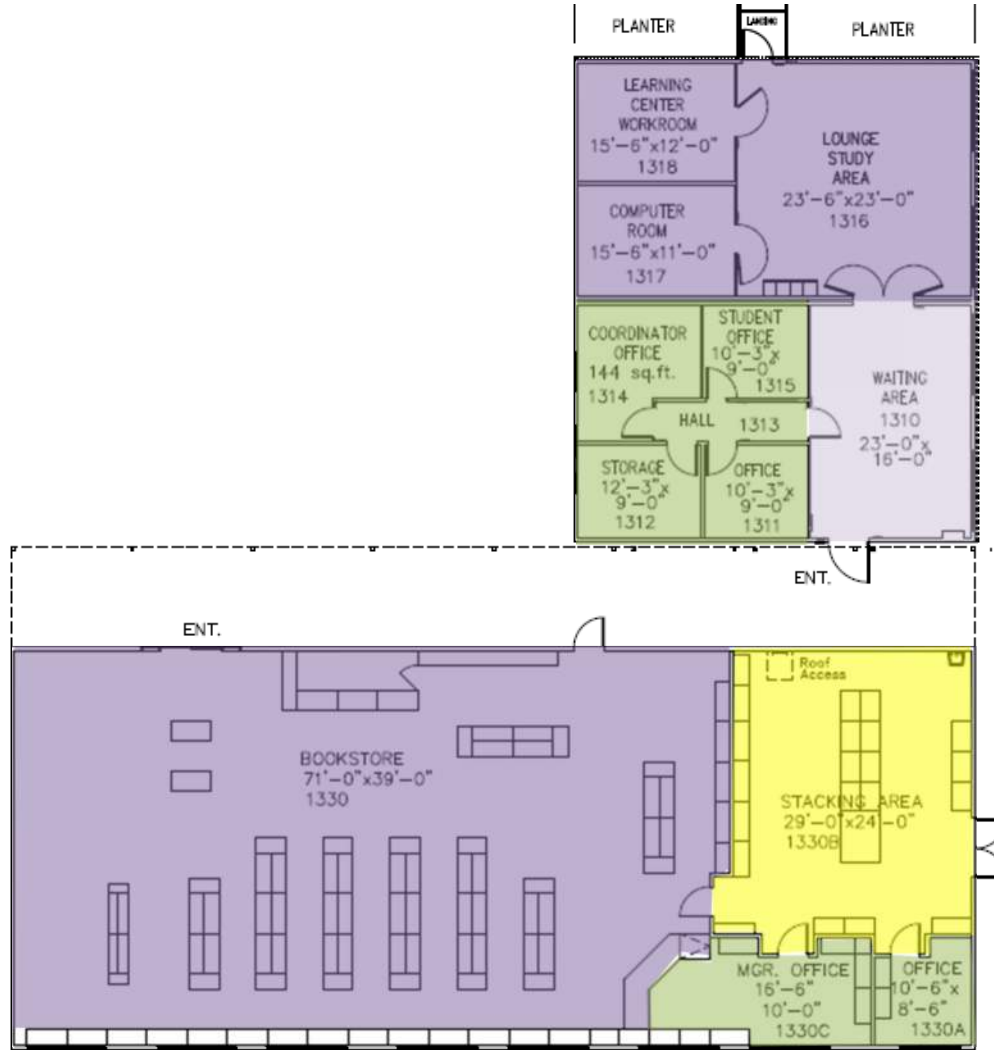
Las Positas College – Building 1000  
 3000 Campus Hill Dr., Livermore, CA  
 FACS #PJ48098  
 September 17, 2020

**LEGEND**

Green = staff personal spaces	Light Purple = common areas
Yellow = staff common areas	Dark Purple = public specialized areas
Orange = staff specialized areas	



# Building 1300



### Safe Work Practice Zones

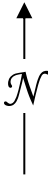
Las Positas College – Building 1300  
3000 Campus Hill Dr., Livermore, CA  
FACS #PJ48098  
November 19, 2020

### LEGEND

Green = staff personal spaces	Light Purple = common areas
Yellow = staff common areas	Dark Purple = public specialized areas
Orange = staff specialized areas	



# Level 1



**LAS POSITAS COLLEGE**  
**FIRST FLOOR PLAN/STUDENT SERVICES/ADMIN BUILDING 1600**  
 PLAN NUMBER: 1600-01  
 SCALE: 1/8" = 1'-0"  
 THIS CROSS SECTION INCLUDES OVERHANG BLEND



10

CRABOT - LAS POSITAS COMMUNITY COLLEGE DISTRICT  
 FACILITIES MODERNIZATION DEPARTMENT  
 7800 DUBLIN BLVD., 3RD FLOOR  
 DUBLIN, CALIFORNIA 94568  
 REVISION DATE: 10/01/2019

## Safe Work Practice Zones

Las Positas College – Building 1600 1st  
 3000 Campus Hill Dr., Livermore, CA  
 FACS #PJ48098  
 5/3/2021

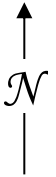
## LEGE ND

Green = staff personal spaces	Light Purple = common areas
Yellow = staff common areas	Dark Purple = public specialized areas
Orange = staff specialized areas	





# Level 2



### Safe Work Practice Zones

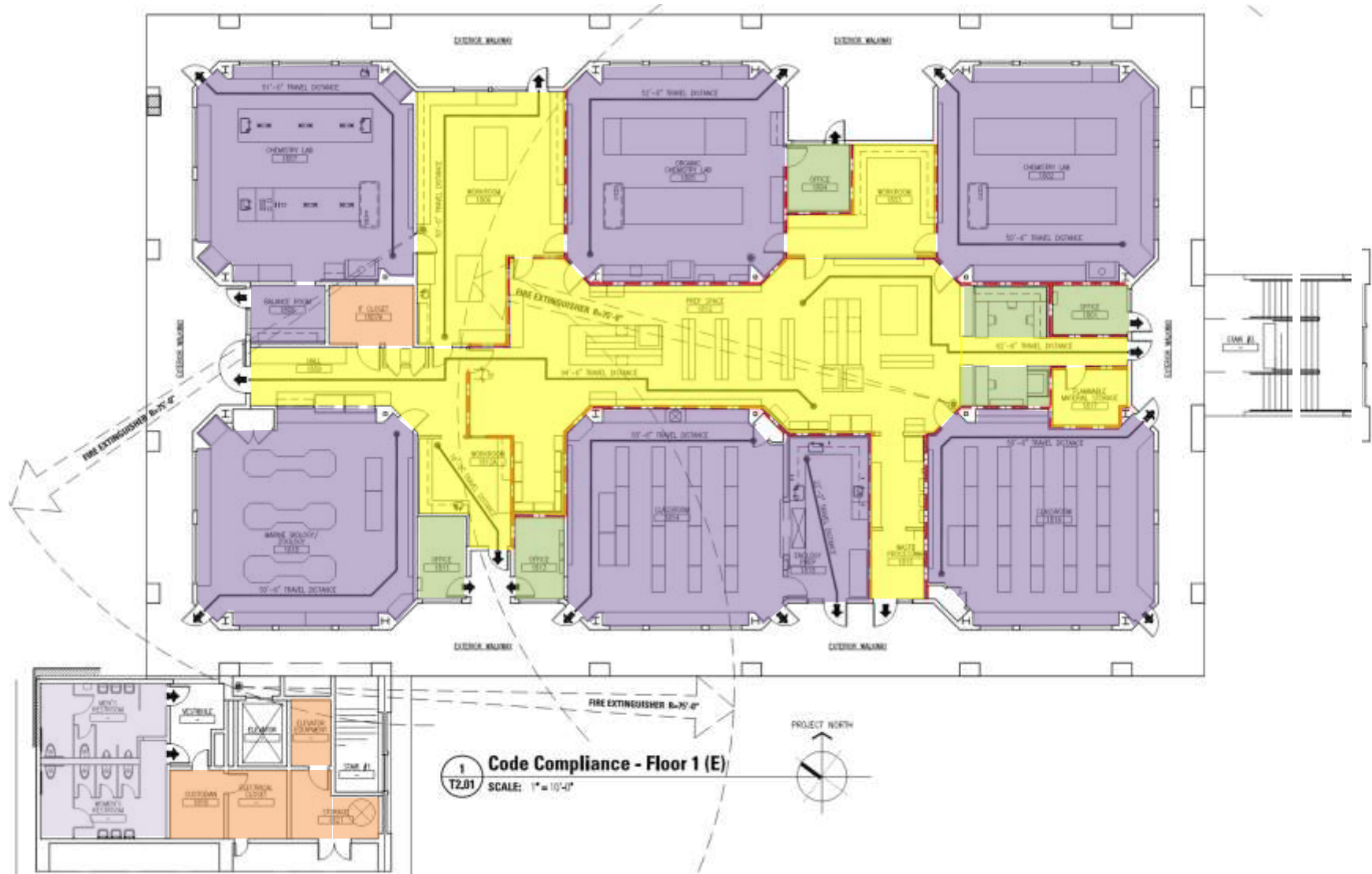
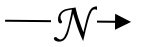
Las Positas College – Building 1600 2nd  
 3000 Campus Hill Dr., Livermore, CA  
 FACS #PJ48098  
 5/3/2021

### LEGEND

Green = staff personal spaces	Light Purple = common areas
Yellow = staff common areas	Dark Purple = public specialized areas
Orange = staff specialized areas	



Level 1



**Safe Work Practice Zones**

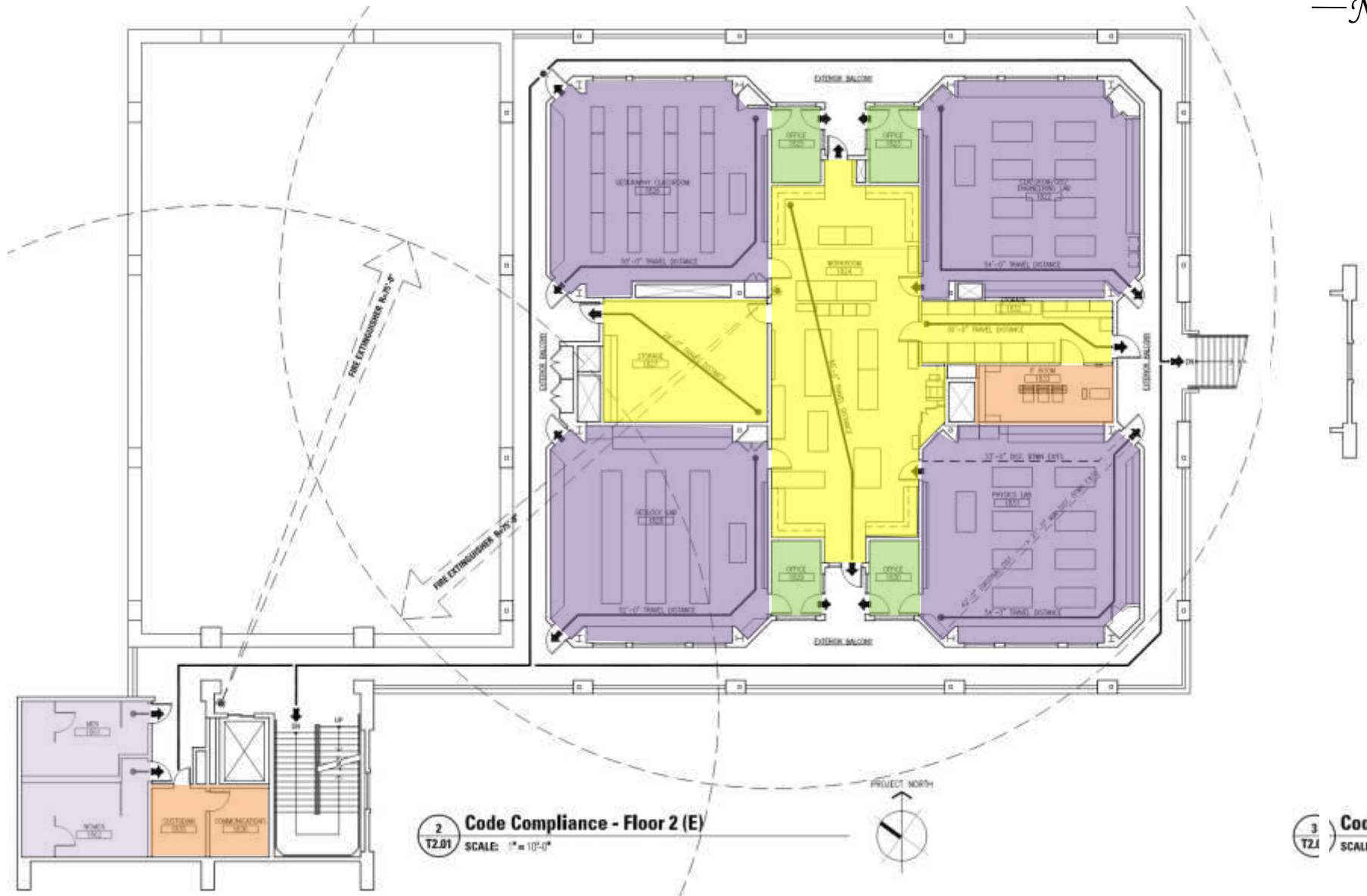
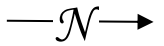
Las Positas College – Building 1800 1<sup>st</sup> Flr  
 3000 Campus Hill Dr., Livermore, CA  
 FACS #PJ48098  
 May 10, 2021

**LEGEND**

Green = staff personal spaces	Light Purple = common areas
Yellow = staff common areas	Dark Purple = public specialized areas
Orange = staff specialized areas	



Level 2



2 Code Compliance - Floor 2 (E)  
T2.01 SCALE: 1" = 10'-0"



3 Coc  
T2.1 SCAL1

**Safe Work Practice Zones**

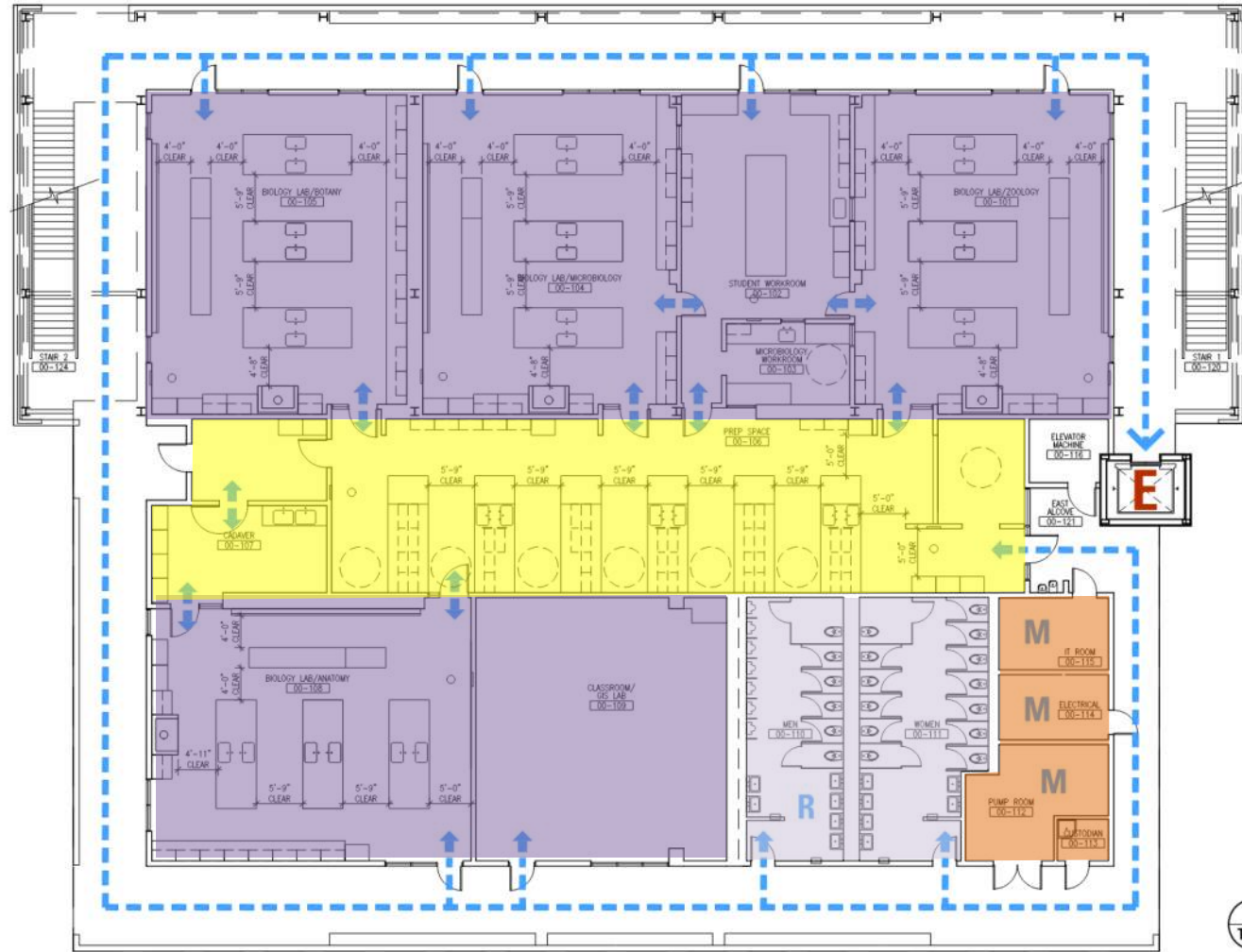
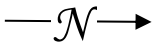
Las Positas College – Building 1800 2<sup>nd</sup> Flr  
3000 Campus Hill Dr., Livermore, CA  
FACS #PJ48098  
May 10, 2021

**LEGEND**

Green = staff personal spaces	Light Purple = common areas
Yellow = staff common areas	Dark Purple = public specialized areas
Orange = staff specialized areas	



# Building 1850



1  
T2.1

## Safe Work Practice Zones

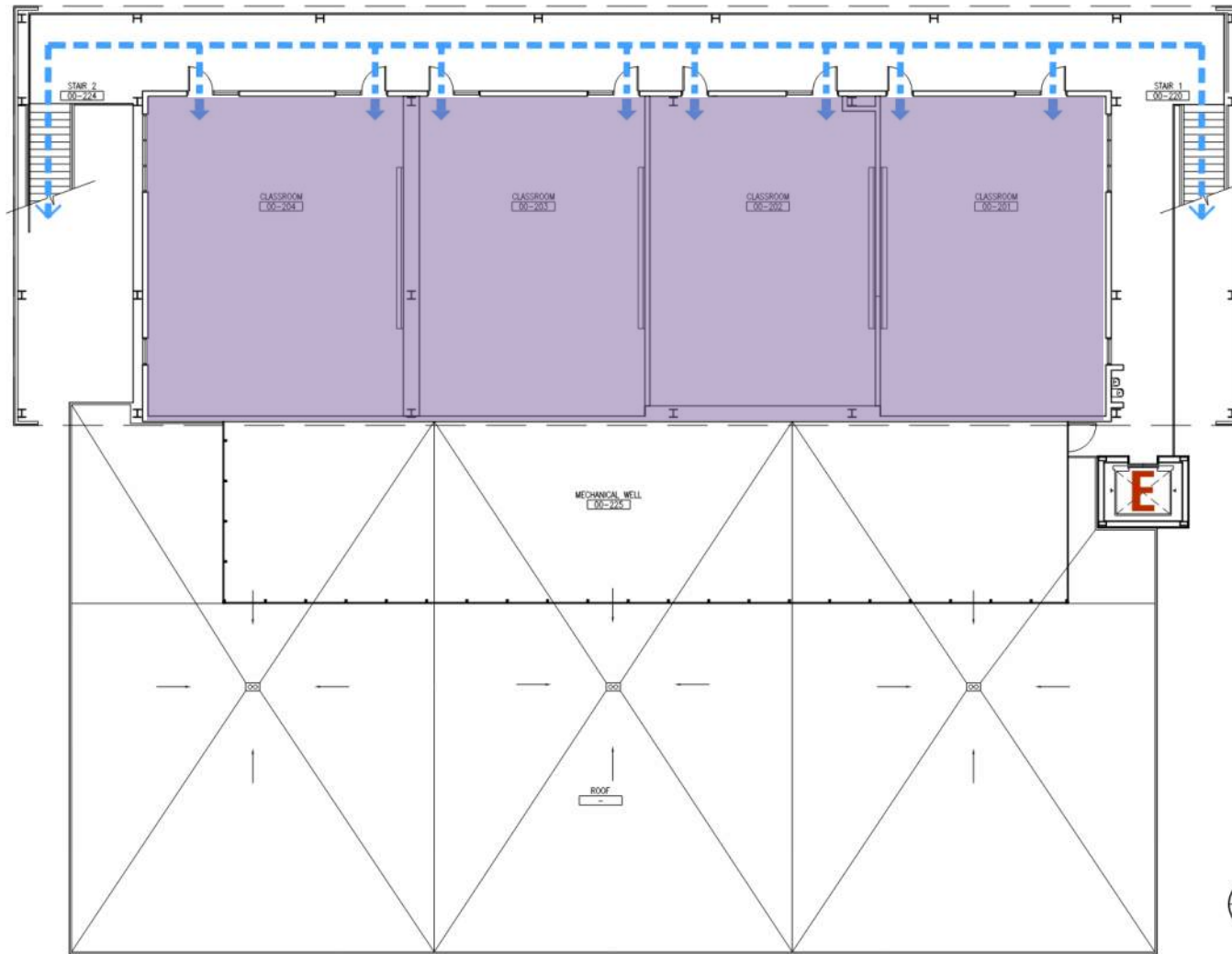
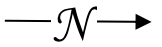
Las Positas College – Building 1850  
 3000 Campus Hill Dr., Livermore, CA  
 FACS #PJ48098  
 September 17, 2020

## LEGEND

Green = staff personal spaces	Light Purple = common areas
Yellow = staff common areas	Dark Purple = public specialized areas
Orange = staff specialized areas	



# Building 1850



### Safe Work Practice Zones

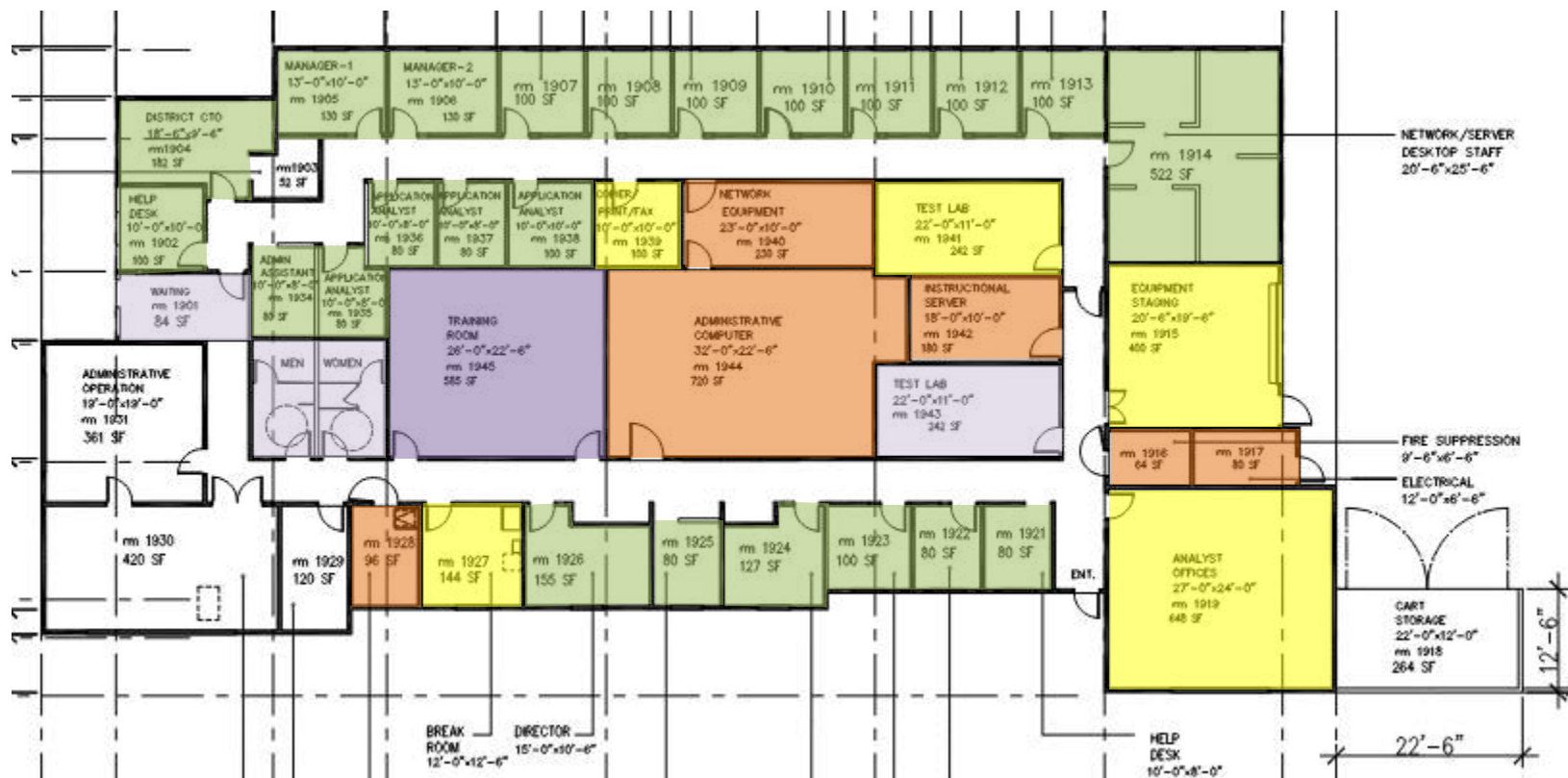
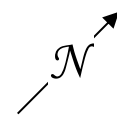
Las Positas College – Building 1850  
 3000 Campus Hill Dr., Livermore, CA  
 FACS #PJ48098  
 September 17, 2020

### LEGEND

Green = staff personal spaces	Light Purple = common areas
Yellow = staff common areas	Dark Purple = public specialized areas
Orange = staff specialized areas	



# Building 1900



### Safe Work Practice Zones

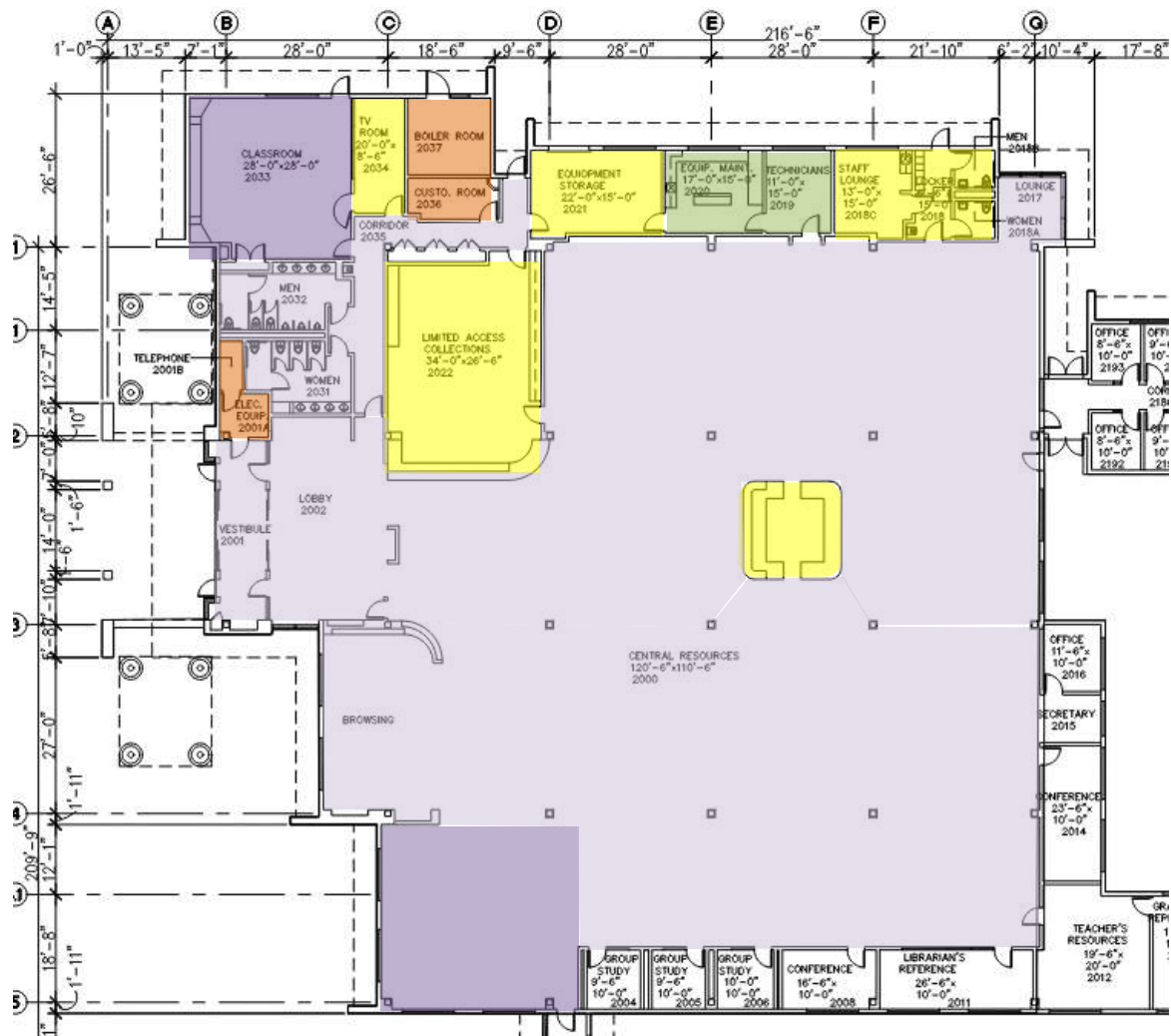
Las Positas College – Building 1900  
 3000 Campus Hill Dr., Livermore, CA  
 FACS #PJ48098  
 March 30, 2021

### LEGEND

Green = staff personal spaces	Light Purple = common areas
Yellow = staff common areas	Dark Purple = public specialized areas
Orange = staff specialized areas	



# Building 2000



### Safe Work Practice Zones

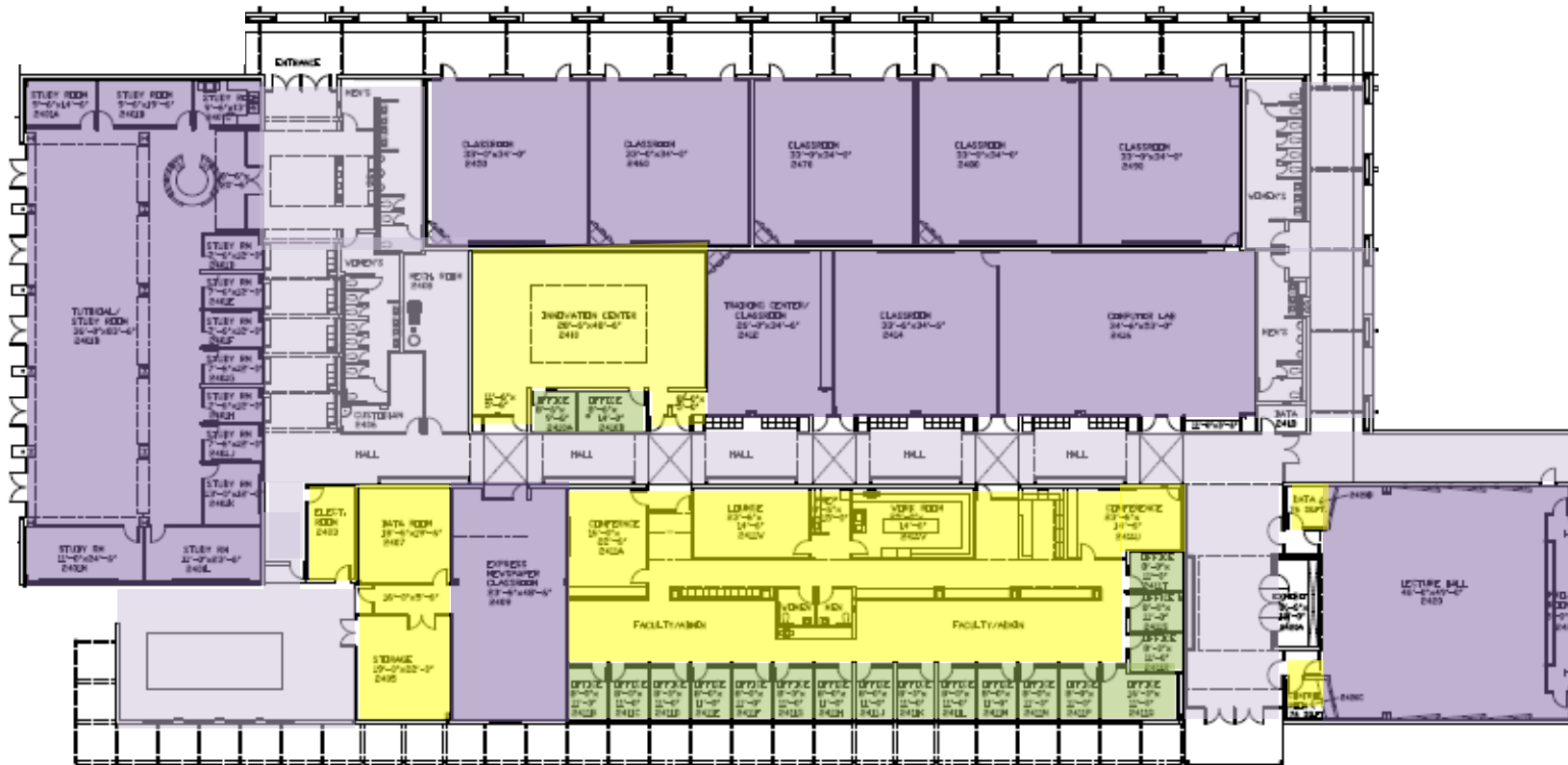
Las Positas College – Building 2000  
 3000 Campus Hill Dr., Livermore, CA  
 FACS #PJ48098  
 5/3/2021

### LEGEND

Green = staff personal spaces	Light Purple = common areas
Yellow = staff common areas	Dark Purple = public specialized areas
Orange = staff specialized areas	



## Building 2400



**LAS POSITAS COLLEGE**  
**MULTI-DISCIPLINARY BUILDING 2400**

Total GCFT: 57,388



### Safe Work Practice Zones

Las Positas College – Building 2400  
 3000 Campus Hill Dr., Livermore, CA  
 FACS #PJ48098  
 5/3/2021

### LEGEND

Green = staff personal spaces	Light Purple = common areas
Yellow = staff common areas	Dark Purple = public specialized areas
Orange = staff specialized areas	





Level 1



**LAS POSITAS COLLEGE**  
**PHYSICAL EDUCATION COMPLEX BUILDING 2500 - FIRST FLOOR**  
 Total SQFT 44,485  
 SCALE 1/8" = 1'-0"



CHABOT - LAS POSITAS COMMUNITY COLLEGE DISTRICT  
 FACILITIES MAINTENANCE DEPARTMENT  
 7800 DUBLIN BLVD., 3RD FLOOR  
 DUBLIN, CALIFORNIA 94568  
 REVISED DATE: 10/01/2019

**Safe Work Practice Zones**

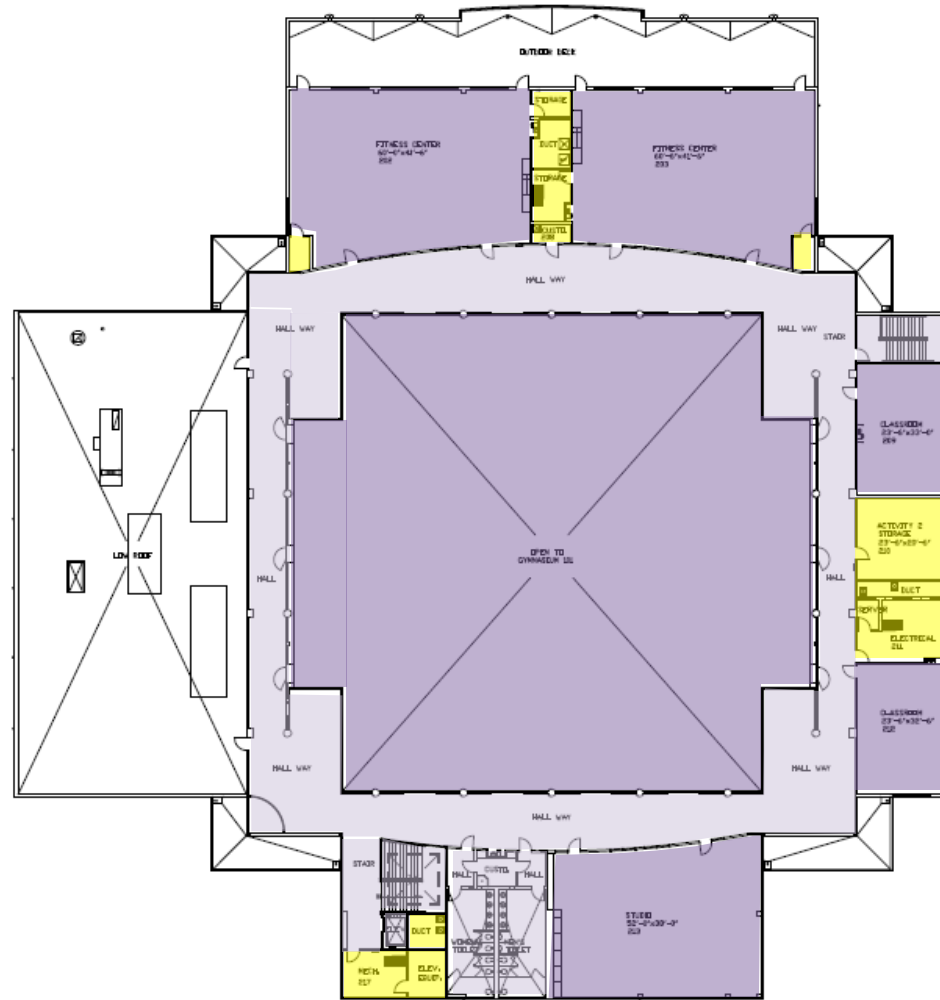
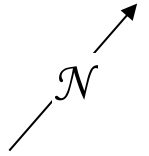
Las Positas College – Building 2500  
 3000 Campus Hill Dr., Livermore, CA  
 FACS #PJ48098  
 5/3/2021

**LEGEND**

Green = staff personal spaces	Light Purple = common areas
Yellow = staff common areas	Dark Purple = public specialized areas
Orange = staff specialized areas	



Level 2



**LAS POSITAS COLLEGE**  
**PHYSICAL EDUCATION COMPLEX BUILDING 2500 - SECOND FLOOR**  
 Total SQFT: 20,282  
 SCALE: 1/8" = 1'-0"



21

CHARLOT - LAS POSITAS COMMUNITY COLLEGE DISTRICT  
 FACILITIES INVESTIGATION DEPARTMENT  
 7800 DUBLIN BLVD., 3RD FLOOR  
 DUBLIN, CALIFORNIA 94568  
 REWISED DATE: 10/06/2017

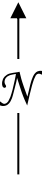
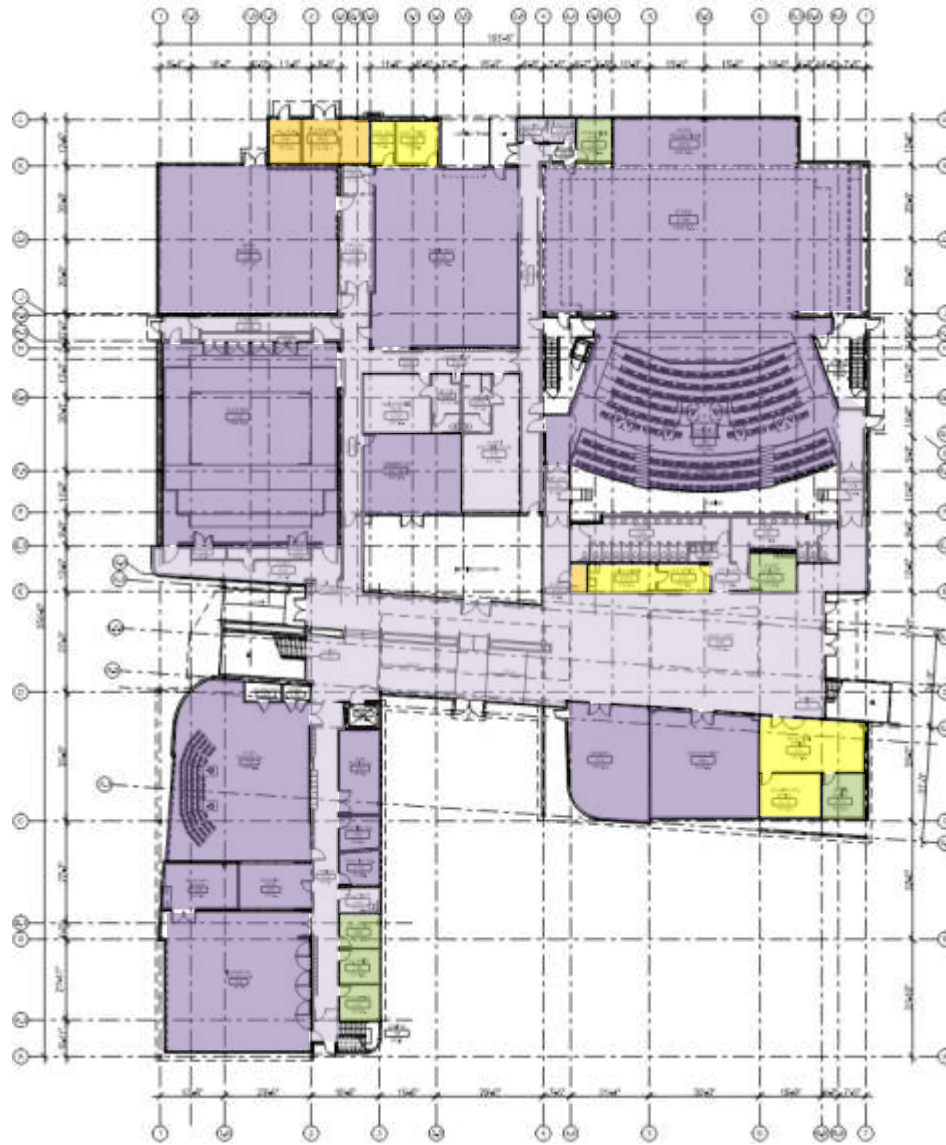
**Safe Work Practice Zones**

Las Positas College – Building 2500  
 3000 Campus Hill Dr., Livermore, CA  
 FACS #PJ48098  
 5/3/2021

**LEGEND**

Green = staff personal spaces	Light Purple = common areas
Yellow = staff common areas	Dark Purple = public specialized areas
Orange = staff specialized areas	





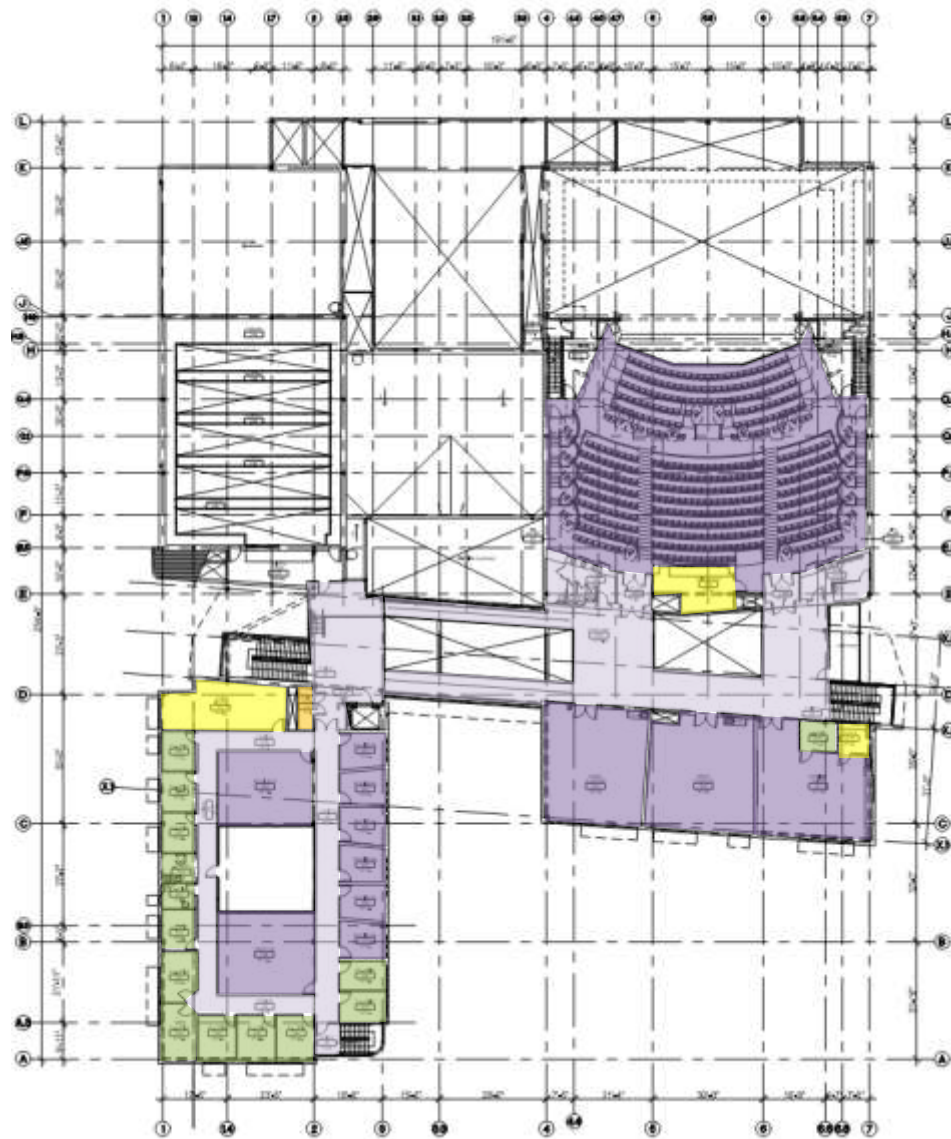
**Safe Work Practice Zones**

Las Positas College – Building 4000 First  
 3000 Campus Hill Dr., Livermore, CA  
 FACS #PJ48098  
 5/3/2021

**LEGEND**

Green = staff personal spaces	Light Purple = common areas
Yellow = staff common areas	Dark Purple = public specialized areas
Orange = staff specialized areas	





**Safe Work Practice Zones**

Las Positas College—Building 4000 Second  
 3000 Campus Hill Dr., Livermore, CA  
 FACS #PJ48098  
 5/3/2021

**LEGEND**

Green = staff personal spaces	Light Purple = common areas
Yellow = staff common areas	Dark Purple = public specialized areas
Orange = staff specialized areas	





## Room Detail Report Spring 2022

### Las Positas College

\*Occupancy is based upon DSA IR A -26.cc: Lecture 20sf/student; Computer Lab 35sf/student; Science Lab 50 sf/student; Nursing & Dental 50sf/student; Career Technical Education Shop 50 sf/student; Athletics and Kinesiology 50 sf/student: Fixed Seating rooms number of seats provided.

					Room Area	Occupancy Loads
					Total Area (SF)	* Fire Code Capacity
Campus	Building	Room #	Room Type			
481 - Las Positas College	0100 100 - ACADEMIC MDLR	101	110 Classroom	960	48	
481 - Las Positas College	0100 100 - ACADEMIC MDLR	102	110 Classroom	960	48	
481 - Las Positas College	0100 100 - ACADEMIC MDLR	103	110 Classroom	960	48	
481 - Las Positas College	0100 100 - ACADEMIC MDLR	104	110 Classroom	960	48	
481 - Las Positas College	0100 100 - ACADEMIC MDLR	105	110 Classroom	960	48	
481 - Las Positas College	0100 100 - ACADEMIC MDLR	106	110 Classroom	960	48	
481 - Las Positas College	0500 0500 - FOME ARTS	501	210 Class Lab	1665	33	
481 - Las Positas College	0500 0500 - FOME ARTS	502	210 Class Lab	884	17	
481 - Las Positas College	0500 0500 - FOME ARTS	503	110 Classroom	1091	54	
481 - Las Positas College	0500 0500 - FOME ARTS	505	110 Classroom	1113	55	
481 - Las Positas College	0500 0500 - FOME ARTS	507	110 Classroom	614	30	
481 - Las Positas College	0600 0600 - MATH LAB, ILC	600	210 Class Lab	2566	73	
481 - Las Positas College	0600 0600 - MATH LAB, ILC	601	310 Office	133	1	
481 - Las Positas College	0600 0600 - MATH LAB, ILC	603	680 Meeting Room	227	15	
481 - Las Positas College	0600 0600 - MATH LAB, ILC	604	680 Meeting Room	109	7	
481 - Las Positas College	0600 0600 - MATH LAB, ILC	607	110 Classroom	1830	52	
481 - Las Positas College	0600 0600 - MATH LAB, ILC	608	310 Office	120	1	
481 - Las Positas College	0700 0700 - PHOTOGRAPHY	703	210 Class Lab	735	14	
481 - Las Positas College	0700 0700 - PHOTOGRAPHY	706	210 Class Lab	673	13	
481 - Las Positas College	0700 0700 - PHOTOGRAPHY	709	210 Class Lab	858	17	
481 - Las Positas College	0700 0700 - PHOTOGRAPHY	713	210 Class Lab	929	26	
481 - Las Positas College	0700 0700 - PHOTOGRAPHY	714	210 Class Lab	1433	40	
481 - Las Positas College	0800 0800 - TECH VOC CENTER	801	110 Classroom - Fixed Seats	1772	198	
481 - Las Positas College	0800 0800 - TECH VOC CENTER	802	110 Classroom	1400	28	
481 - Las Positas College	0800 0800 - TECH VOC CENTER	803	220 Spec Class Lab	5177	81	

## Room Detail Report Spring 2022

**Las Positas College**

\*Occupancy is based upon DSA IR A -26.cc: Lecture 20sf/student; Computer Lab 35sf/student; Science Lab 50 sf/student; Nursing & Dental 50sf/student; Career Technical Education Shop 50 sf/student; Athletics and Kinesiology 50 sf/student: Fixed Seating rooms number of seats provided.

					Room Area	Occupancy Loads
					Total Area (SF)	* Fire Code Capacity
Campus	Building	Room #	Room Type			
481 - Las Positas College	0800 0800 - TECH VOC CENTER	804	210 Class Lab	740	21	
481 - Las Positas College	0800 0800 - TECH VOC CENTER	805	210 Class Lab	658	18	
481 - Las Positas College	0800 0800 - TECH VOC CENTER	809	210 Class Lab - Auto	4874	97	
481 - Las Positas College	0800 0800 - TECH VOC CENTER	810	210 Class Lab	3164	63	
481 - Las Positas College	0800 0800 - TECH VOC CENTER	805-A	210 Class Lab	359	10	
481 - Las Positas College	0815 0815 - AUTO TECH ANNEX	816	210 Class Lab	298	20	
481 - Las Positas College	0815 0815 - AUTO TECH ANNEX	817	110 Classroom	605	39	
481 - Las Positas College	0815 0815 - AUTO TECH ANNEX	815-A	310 Office	66	1	
481 - Las Positas College	0815 0815 - AUTO TECH ANNEX	816-A	310 Office	66	1	
481 - Las Positas College	0815 0815 - AUTO TECH ANNEX	817-A	310 Office	66	1	
481 - Las Positas College	0815 0815 - AUTO TECH ANNEX	817-B	310 Office	66	1	
481 - Las Positas College	1000 1000 - ACADEMIC BLDG	1001	110 Classroom	932	46	
481 - Las Positas College	1000 1000 - ACADEMIC BLDG	1002	210 Class Lab	1653	47	
481 - Las Positas College	1000 1000 - ACADEMIC BLDG	1003	110 Classroom	972	46	
481 - Las Positas College	1000 1000 - ACADEMIC BLDG	1004	210 Class Lab	1618	47	
481 - Las Positas College	1000 1000 - ACADEMIC BLDG	1006	110 Classroom	937	46	
481 - Las Positas College	1000 1000 - ACADEMIC BLDG	1007	110 Classroom	933	46	
481 - Las Positas College	1000 1000 - ACADEMIC BLDG	1008	110 Classroom	918	46	
481 - Las Positas College	1000 1000 - ACADEMIC BLDG	1011	110 Classroom	2469	106	
481 - Las Positas College	1000 1000 - ACADEMIC BLDG	1012	110 Classroom	921	46	
481 - Las Positas College	1000 1000 - ACADEMIC BLDG	1013	210 Class Lab	1643	47	
481 - Las Positas College	1000 1000 - ACADEMIC BLDG	1018	410 Read/Study Room	527	10	
481 - Las Positas College	1000 1000 - ACADEMIC BLDG	1051	110 Classroom	943	47	
481 - Las Positas College	1000 1000 - ACADEMIC BLDG	1052	210 Class Lab	1720	49	
481 - Las Positas College	1000 1000 - ACADEMIC BLDG	1053	210 Class Lab	1256	35	
481 - Las Positas College	1000 1000 - ACADEMIC BLDG	1054	210 Class Lab	1633	46	
481 - Las Positas College	1000 1000 - ACADEMIC BLDG	1056	110 Classroom	968	48	

## Room Detail Report Spring 2022

### Las Positas College

\*Occupancy is based upon DSA IR A -26.cc: Lecture 20sf/student; Computer Lab 35sf/student; Science Lab 50 sf/student; Nursing & Dental 50sf/student; Career Technical Education Shop 50 sf/student; Athletics and Kinesiology 50 sf/student: Fixed Seating rooms number of seats provided.

					Room Area	Occupancy Loads
					Total Area (SF)	* Fire Code Capacity
Campus	Building	Room #	Room Type			
481 - Las Positas College	1000 1000 - ACADEMIC BLDG	1057	110 Classroom	967	48	
481 - Las Positas College	1000 1000 - ACADEMIC BLDG	1058	110 Classroom	959	48	
481 - Las Positas College	1000 1000 - ACADEMIC BLDG	1059	110 Classroom	944	47	
481 - Las Positas College	1000 1000 - ACADEMIC BLDG	1060	110 Classroom	926	47	
481 - Las Positas College	1000 1000 - ACADEMIC BLDG	1061	210 Class Lab	1620	32	
481 - Las Positas College	1000 1000 - ACADEMIC BLDG	1066	310 Office	181	1	
481 - Las Positas College	1000 1000 - ACADEMIC BLDG	1067	310 Office	424	4	
481 - Las Positas College	1000 1000 - ACADEMIC BLDG	1018-A	410 Read/Study Room	138	2	
481 - Las Positas College	1000 1000 - ACADEMIC BLDG	1018-B	410 Read/Study Room	174	3	
481 - Las Positas College	1000 1000 - ACADEMIC BLDG	1019-B	410 Read/Study Room	320	6	
481 - Las Positas College	1000 1000 - ACADEMIC BLDG	1066-A	310 Office	166	1	
481 - Las Positas College	1000 1000 - ACADEMIC BLDG	1067-A	680 Meeting Room	124	8	
481 - Las Positas College	1000 1000 - ACADEMIC BLDG	1068-A	410 Read/Study Room	92	2	
481 - Las Positas College	1000 1000 - ACADEMIC BLDG	1068-B	410 Read/Study Room	324	6	
481 - Las Positas College	1300 1300 - BKSTORE/VETERANS	1302	665 Merchandise Facility Service	241	1	
481 - Las Positas College	1300 1300 - BKSTORE/VETERANS	1303	665 Merchandise Facility Service	91	1	
481 - Las Positas College	1300 1300 - BKSTORE/VETERANS	1311	310 Office	69	1	
481 - Las Positas College	1300 1300 - BKSTORE/VETERANS	1314	310 Office	127	1	
481 - Las Positas College	1300 1300 - BKSTORE/VETERANS	1315	310 Office	100	1	
481 - Las Positas College	1300 1300 - BKSTORE/VETERANS	1317	410 Read/Study Room	221	4	
481 - Las Positas College	1300 1300 - BKSTORE/VETERANS	1318	410 Read/Study Room	221	4	
481 - Las Positas College	1600 1600 - STUDENT SVS/ADMIN	1602	110 Classroom	945	47	
481 - Las Positas College	1600 1600 - STUDENT SVS/ADMIN	1604	410 Read/Study Room	1059	21	
481 - Las Positas College	1600 1600 - STUDENT SVS/ADMIN	1605	310 Office	108	1	
481 - Las Positas College	1600 1600 - STUDENT SVS/ADMIN	1607	310 Office	120	1	
481 - Las Positas College	1600 1600 - STUDENT SVS/ADMIN	1609	540 Clinic St Care	100	1	
481 - Las Positas College	1600 1600 - STUDENT SVS/ADMIN	1611	540 Clinic St Care	104	1	



## Room Detail Report Spring 2022

### Las Positas College

\*Occupancy is based upon DSA IR A -26.cc: Lecture 20sf/student; Computer Lab 35sf/student; Science Lab 50 sf/student; Nursing & Dental 50sf/student; Career Technical Education Shop 50 sf/student; Athletics and Kinesiology 50 sf/student: Fixed Seating rooms number of seats provided.

					Room Area	Occupancy Loads
					Total Area (SF)	* Fire Code Capacity
Campus	Building	Room #	Room Type			
481 - Las Positas College	1600 1600 - STUDENT SVS/ADMIN	1613	310 Office		130	1
481 - Las Positas College	1600 1600 - STUDENT SVS/ADMIN	1615	310 Office		881	8
481 - Las Positas College	1600 1600 - STUDENT SVS/ADMIN	1616	310 Office		838	8
481 - Las Positas College	1600 1600 - STUDENT SVS/ADMIN	1620	630 Food Facilities		2611	174
481 - Las Positas College	1600 1600 - STUDENT SVS/ADMIN	1630	310 Office		163	1
481 - Las Positas College	1600 1600 - STUDENT SVS/ADMIN	1640	410 Read/Study Room		824	16
481 - Las Positas College	1600 1600 - STUDENT SVS/ADMIN	1641	110 Classroom		1356	67
481 - Las Positas College	1600 1600 - STUDENT SVS/ADMIN	1642	545 Clinic Service		169	1
481 - Las Positas College	1600 1600 - STUDENT SVS/ADMIN	1643	670 Recreation		1722	34
481 - Las Positas College	1600 1600 - STUDENT SVS/ADMIN	1650	310 Office		926	9
481 - Las Positas College	1600 1600 - STUDENT SVS/ADMIN	1651	310 Office		152	1
481 - Las Positas College	1600 1600 - STUDENT SVS/ADMIN	1653	310 Office		102	1
481 - Las Positas College	1600 1600 - STUDENT SVS/ADMIN	1655	310 Office		113	1
481 - Las Positas College	1600 1600 - STUDENT SVS/ADMIN	1657	310 Office		103	1
481 - Las Positas College	1600 1600 - STUDENT SVS/ADMIN	1658	410 Read/Study Room		405	8
481 - Las Positas College	1600 1600 - STUDENT SVS/ADMIN	1659	310 Office		149	1
481 - Las Positas College	1600 1600 - STUDENT SVS/ADMIN	1661	680 Meeting Room		154	10
481 - Las Positas College	1600 1600 - STUDENT SVS/ADMIN	1663	310 Office		113	1
481 - Las Positas College	1600 1600 - STUDENT SVS/ADMIN	1668	310 Office		516	5
481 - Las Positas College	1600 1600 - STUDENT SVS/ADMIN	1669	310 Office		304	3
481 - Las Positas College	1600 1600 - STUDENT SVS/ADMIN	1670	310 Office		1812	18
481 - Las Positas College	1600 1600 - STUDENT SVS/ADMIN	1672	530 Audio/Visual, Radio, TV		803	16
481 - Las Positas College	1600 1600 - STUDENT SVS/ADMIN	1680	310 Office		577	5
481 - Las Positas College	1600 1600 - STUDENT SVS/ADMIN	1687	680 Meeting Room		506	25
481 - Las Positas College	1600 1600 - STUDENT SVS/ADMIN	1689	310 Office		1102	11
481 - Las Positas College	1600 1600 - STUDENT SVS/ADMIN	1690	310 Office		1102	11
481 - Las Positas College	1600 1600 - STUDENT SVS/ADMIN	1604-A	310 Office		103	1

## Room Detail Report Spring 2022

**Las Positas College**

\*Occupancy is based upon DSA IR A -26.cc: Lecture 20sf/student; Computer Lab 35sf/student; Science Lab 50 sf/student; Nursing & Dental 50sf/student; Career Technical Education Shop 50 sf/student; Athletics and Kinesiology 50 sf/student: Fixed Seating rooms number of seats provided.

					Room Area	Occupancy Loads
					Total Area (SF)	* Fire Code Capacity
Campus	Building	Room #	Room Type			
481 - Las Positas College	1600 1600 - STUDENT SVS/ADMIN	1604-B	310 Office		113	1
481 - Las Positas College	1600 1600 - STUDENT SVS/ADMIN	1604-C	310 Office		103	1
481 - Las Positas College	1600 1600 - STUDENT SVS/ADMIN	1615-A	310 Office		121	1
481 - Las Positas College	1600 1600 - STUDENT SVS/ADMIN	1615-B	310 Office		114	1
481 - Las Positas College	1600 1600 - STUDENT SVS/ADMIN	1615-C	410 Read/Study Room		399	8
481 - Las Positas College	1600 1600 - STUDENT SVS/ADMIN	1615-D	410 Read/Study Room		175	3
481 - Las Positas College	1600 1600 - STUDENT SVS/ADMIN	1615-E	540 Clinic St Care		681	12
481 - Las Positas College	1600 1600 - STUDENT SVS/ADMIN	1615-F	545 Clinic Service		115	1
481 - Las Positas College	1600 1600 - STUDENT SVS/ADMIN	1615-H	310 Office		114	1
481 - Las Positas College	1600 1600 - STUDENT SVS/ADMIN	1615-J	540 Clinic St Care		95	1
481 - Las Positas College	1600 1600 - STUDENT SVS/ADMIN	1615-K	310 Office		113	1
481 - Las Positas College	1600 1600 - STUDENT SVS/ADMIN	1616-A	310 Office		108	1
481 - Las Positas College	1600 1600 - STUDENT SVS/ADMIN	1616-B	310 Office		111	1
481 - Las Positas College	1600 1600 - STUDENT SVS/ADMIN	1616-C	310 Office		108	1
481 - Las Positas College	1600 1600 - STUDENT SVS/ADMIN	1616-D	310 Office		108	1
481 - Las Positas College	1600 1600 - STUDENT SVS/ADMIN	1616-E	310 Office		107	1
481 - Las Positas College	1600 1600 - STUDENT SVS/ADMIN	1616-F	310 Office		108	1
481 - Las Positas College	1600 1600 - STUDENT SVS/ADMIN	1616-G	310 Office		109	1
481 - Las Positas College	1600 1600 - STUDENT SVS/ADMIN	1616-J	310 Office		108	1
481 - Las Positas College	1600 1600 - STUDENT SVS/ADMIN	1616-K	310 Office		108	1
481 - Las Positas College	1600 1600 - STUDENT SVS/ADMIN	1616-M	310 Office		109	1
481 - Las Positas College	1600 1600 - STUDENT SVS/ADMIN	1616-N	310 Office		109	1
481 - Las Positas College	1600 1600 - STUDENT SVS/ADMIN	1616-P	310 Office		112	1
481 - Las Positas College	1600 1600 - STUDENT SVS/ADMIN	1616-Q	310 Office		154	1
481 - Las Positas College	1600 1600 - STUDENT SVS/ADMIN	1616-R	310 Office		117	1
481 - Las Positas College	1600 1600 - STUDENT SVS/ADMIN	1616-S	310 Office		115	1
481 - Las Positas College	1600 1600 - STUDENT SVS/ADMIN	1616-T	310 Office		122	1

## Room Detail Report Spring 2022

**Las Positas College**

\*Occupancy is based upon DSA IR A -26.cc: Lecture 20sf/student; Computer Lab 35sf/student; Science Lab 50 sf/student; Nursing & Dental 50sf/student; Career Technical Education Shop 50 sf/student; Athletics and Kinesiology 50 sf/student: Fixed Seating rooms number of seats provided.

						Room Area	Occupancy Loads
						Total Area (SF)	* Fire Code Capacity
Campus	Building	Room #	Room Type				
481 - Las Positas College	1600 1600 - STUDENT SVS/ADMIN	1616-U	310 Office		114	1	
481 - Las Positas College	1600 1600 - STUDENT SVS/ADMIN	1620-A	630 Food Facilities		1345	89	
481 - Las Positas College	1600 1600 - STUDENT SVS/ADMIN	1620-B	630 Food Facilities		668	44	
481 - Las Positas College	1600 1600 - STUDENT SVS/ADMIN	1622-C	310 Office		159	1	
481 - Las Positas College	1600 1600 - STUDENT SVS/ADMIN	1642-A	540 Clinic St Care		1560	32	
481 - Las Positas College	1600 1600 - STUDENT SVS/ADMIN	1642-B	545 Clinic Service		105	1	
481 - Las Positas College	1600 1600 - STUDENT SVS/ADMIN	1643-A	310 Office		109	1	
481 - Las Positas College	1600 1600 - STUDENT SVS/ADMIN	1643-B	675 Recreation Service		106	1	
481 - Las Positas College	1600 1600 - STUDENT SVS/ADMIN	1643-E	680 Meeting Room		284	18	
481 - Las Positas College	1600 1600 - STUDENT SVS/ADMIN	1650-A	310 Office		108	1	
481 - Las Positas College	1600 1600 - STUDENT SVS/ADMIN	1650-B	310 Office		110	1	
481 - Las Positas College	1600 1600 - STUDENT SVS/ADMIN	1650-C	310 Office		112	1	
481 - Las Positas College	1600 1600 - STUDENT SVS/ADMIN	1650-D	310 Office		118	1	
481 - Las Positas College	1600 1600 - STUDENT SVS/ADMIN	1650-E	310 Office		111	1	
481 - Las Positas College	1600 1600 - STUDENT SVS/ADMIN	1650-G	310 Office		105	1	
481 - Las Positas College	1600 1600 - STUDENT SVS/ADMIN	1658-A	310 Office		131	1	
481 - Las Positas College	1600 1600 - STUDENT SVS/ADMIN	1658-B	310 Office		107	1	
481 - Las Positas College	1600 1600 - STUDENT SVS/ADMIN	1668-A	310 Office		106	1	
481 - Las Positas College	1600 1600 - STUDENT SVS/ADMIN	1668-B	310 Office		119	1	
481 - Las Positas College	1600 1600 - STUDENT SVS/ADMIN	1668-C	310 Office		110	1	
481 - Las Positas College	1600 1600 - STUDENT SVS/ADMIN	1668-D	310 Office		113	1	
481 - Las Positas College	1600 1600 - STUDENT SVS/ADMIN	1668-F	310 Office		462	4	
481 - Las Positas College	1600 1600 - STUDENT SVS/ADMIN	1669-A	310 Office		121	1	
481 - Las Positas College	1600 1600 - STUDENT SVS/ADMIN	1669-B	310 Office		221	2	
481 - Las Positas College	1600 1600 - STUDENT SVS/ADMIN	1669-C	310 Office		303	3	
481 - Las Positas College	1600 1600 - STUDENT SVS/ADMIN	1669-D	680 Meeting Room		217	14	
481 - Las Positas College	1600 1600 - STUDENT SVS/ADMIN	1670-C	310 Office		151	1	

## Room Detail Report Spring 2022

**Las Positas College**

\*Occupancy is based upon DSA IR A -26.cc: Lecture 20sf/student; Computer Lab 35sf/student; Science Lab 50 sf/student; Nursing & Dental 50sf/student; Career Technical Education Shop 50 sf/student; Athletics and Kinesiology 50 sf/student: Fixed Seating rooms number of seats provided.

					Room Area	Occupancy Loads
					Total Area (SF)	* Fire Code Capacity
Campus	Building	Room #	Room Type			
481 - Las Positas College	1600 1600 - STUDENT SVS/ADMIN	1670-D	310 Office		112	1
481 - Las Positas College	1600 1600 - STUDENT SVS/ADMIN	1670-E	310 Office		102	1
481 - Las Positas College	1600 1600 - STUDENT SVS/ADMIN	1670-F	310 Office		103	1
481 - Las Positas College	1600 1600 - STUDENT SVS/ADMIN	1670-G	680 Meeting Room		205	13
481 - Las Positas College	1600 1600 - STUDENT SVS/ADMIN	1680-A	680 Meeting Room		309	20
481 - Las Positas College	1600 1600 - STUDENT SVS/ADMIN	1680-D	310 Office		415	4
481 - Las Positas College	1600 1600 - STUDENT SVS/ADMIN	1680-E	310 Office		168	1
481 - Las Positas College	1600 1600 - STUDENT SVS/ADMIN	1680-F	310 Office		173	1
481 - Las Positas College	1600 1600 - STUDENT SVS/ADMIN	1681-B	680 Meeting Room		406	27
481 - Las Positas College	1600 1600 - STUDENT SVS/ADMIN	1681-D	310 Office		152	1
481 - Las Positas College	1600 1600 - STUDENT SVS/ADMIN	1681-E	680 Meeting Room		103	1
481 - Las Positas College	1600 1600 - STUDENT SVS/ADMIN	1681-F	310 Office		168	1
481 - Las Positas College	1600 1600 - STUDENT SVS/ADMIN	1689-A	310 Office		155	1
481 - Las Positas College	1600 1600 - STUDENT SVS/ADMIN	1689-B	310 Office		113	1
481 - Las Positas College	1600 1600 - STUDENT SVS/ADMIN	1689-C	310 Office		111	1
481 - Las Positas College	1600 1600 - STUDENT SVS/ADMIN	1689-D	310 Office		133	1
481 - Las Positas College	1600 1600 - STUDENT SVS/ADMIN	1689-E	310 Office		198	1
481 - Las Positas College	1600 1600 - STUDENT SVS/ADMIN	1689-F	680 Meeting Room		186	12
481 - Las Positas College	1600 1600 - STUDENT SVS/ADMIN	1690-C	680 Meeting Room		211	14
481 - Las Positas College	1600 1600 - STUDENT SVS/ADMIN	1690-D	310 Office		134	1
481 - Las Positas College	1600 1600 - STUDENT SVS/ADMIN	1690-E	310 Office		185	1
481 - Las Positas College	1600 1600 - STUDENT SVS/ADMIN	1690-F	310 Office		121	1
481 - Las Positas College	1700 1700 - HEALTH/COPY/MAIL	1702	850 Treatment		98	1
481 - Las Positas College	1700 1700 - HEALTH/COPY/MAIL	1703	850 Treatment		128	1
481 - Las Positas College	1700 1700 - HEALTH/COPY/MAIL	1707	310 Office		116	1
481 - Las Positas College	1700 1700 - HEALTH/COPY/MAIL	1720	310 Office		100	1
481 - Las Positas College	1700 1700 - HEALTH/COPY/MAIL	1721	310 Office		100	1

## Room Detail Report Spring 2022

**Las Positas College**

\*Occupancy is based upon DSA IR A -26.cc: Lecture 20sf/student; Computer Lab 35sf/student; Science Lab 50 sf/student; Nursing & Dental 50sf/student; Career Technical Education Shop 50 sf/student; Athletics and Kinesiology 50 sf/student: Fixed Seating rooms number of seats provided.

					Room Area	Occupancy Loads
					Total Area (SF)	* Fire Code Capacity
Campus	Building	Room #	Room Type			
481 - Las Positas College	1700 1700 - HEALTH/COPY/MAIL	1722	310 Office		107	1
481 - Las Positas College	1700 1700 - HEALTH/COPY/MAIL	1725	310 Office		411	1
481 - Las Positas College	1800 1800 - SCIENCE TECH CNT	1801	215 Class Lab Service		84	1
481 - Las Positas College	1800 1800 - SCIENCE TECH CNT	1802	210 Class Lab		1025	20
481 - Las Positas College	1800 1800 - SCIENCE TECH CNT	1803	220 Spec Class Lab		265	5
481 - Las Positas College	1800 1800 - SCIENCE TECH CNT	1804	310 Office		94	1
481 - Las Positas College	1800 1800 - SCIENCE TECH CNT	1805	210 Class Lab		1010	20
481 - Las Positas College	1800 1800 - SCIENCE TECH CNT	1806	210 Class Lab		727	20
481 - Las Positas College	1800 1800 - SCIENCE TECH CNT	1807	210 Class Lab		1022	20
481 - Las Positas College	1800 1800 - SCIENCE TECH CNT	1808	215 Class Lab Service		100	1
481 - Las Positas College	1800 1800 - SCIENCE TECH CNT	1810	210 Class Lab		1001	20
481 - Las Positas College	1800 1800 - SCIENCE TECH CNT	1811	310 Office		77	1
481 - Las Positas College	1800 1800 - SCIENCE TECH CNT	1812	215 Class Lab Service		1987	39
481 - Las Positas College	1800 1800 - SCIENCE TECH CNT	1813	310 Office		91	1
481 - Las Positas College	1800 1800 - SCIENCE TECH CNT	1814	110 Classroom		1014	32
481 - Las Positas College	1800 1800 - SCIENCE TECH CNT	1814-A	210 Class Lab		303	6
481 - Las Positas College	1800 1800 - SCIENCE TECH CNT	1816	110 Classroom		1031	48
481 - Las Positas College	1800 1800 - SCIENCE TECH CNT	1822	210 Class Lab		1001	20
481 - Las Positas College	1800 1800 - SCIENCE TECH CNT	1823	310 Office		84	1
481 - Las Positas College	1800 1800 - SCIENCE TECH CNT	1824	215 Class Lab Service		1298	25
481 - Las Positas College	1800 1800 - SCIENCE TECH CNT	1825	310 Office		84	1
481 - Las Positas College	1800 1800 - SCIENCE TECH CNT	1826	110 Classroom		995	48
481 - Las Positas College	1800 1800 - SCIENCE TECH CNT	1827	215 Class Lab Service		448	8
481 - Las Positas College	1800 1800 - SCIENCE TECH CNT	1828	210 Class Lab		1032	20
481 - Las Positas College	1800 1800 - SCIENCE TECH CNT	1829	310 Office		84	1
481 - Las Positas College	1800 1800 - SCIENCE TECH CNT	1830	310 Office		84	1
481 - Las Positas College	1800 1800 - SCIENCE TECH CNT	1831	210 Class Lab		1011	20

## Room Detail Report Spring 2022

### Las Positas College

\*Occupancy is based upon DSA IR A -26.cc: Lecture 20sf/student; Computer Lab 35sf/student; Science Lab 50 sf/student; Nursing & Dental 50sf/student; Career Technical Education Shop 50 sf/student; Athletics and Kinesiology 50 sf/student: Fixed Seating rooms number of seats provided.

						Room Area	Occupancy Loads
						Total Area (SF)	* Fire Code Capacity
Campus	Building	Room #	Room Type				
481 - Las Positas College	1800 1800 - SCIENCE TECH CNT	1812-A	215 Class Lab Service		91	1	
481 - Las Positas College	1800 1800 - SCIENCE TECH CNT	1812-C	215 Class Lab Service		507	10	
481 - Las Positas College	1850 1850 - SCIENCE & TECH II	1851	210 Class Lab		1239	24	
481 - Las Positas College	1850 1850 - SCIENCE & TECH II	1852	215 Class Lab Service		636	12	
481 - Las Positas College	1850 1850 - SCIENCE & TECH II	1853	215 Class Lab Service		154	3	
481 - Las Positas College	1850 1850 - SCIENCE & TECH II	1854	210 Class Lab		1238	24	
481 - Las Positas College	1850 1850 - SCIENCE & TECH II	1855	210 Class Lab		1246	25	
481 - Las Positas College	1850 1850 - SCIENCE & TECH II	1856	215 Class Lab Service		2037	16	
481 - Las Positas College	1850 1850 - SCIENCE & TECH II	1857	215 Class Lab Service		235	3	
481 - Las Positas College	1850 1850 - SCIENCE & TECH II	1858	210 Class Lab		1298	25	
481 - Las Positas College	1850 1850 - SCIENCE & TECH II	1859	210 Class Lab		1017	20	
481 - Las Positas College	1850 1850 - SCIENCE & TECH II	1871	110 Classroom		962	48	
481 - Las Positas College	1850 1850 - SCIENCE & TECH II	1872	110 Classroom		962	48	
481 - Las Positas College	1850 1850 - SCIENCE & TECH II	1873	110 Classroom		964	48	
481 - Las Positas College	1850 1850 - SCIENCE & TECH II	1874	110 Classroom		966	48	
481 - Las Positas College	1900 1900 - IT	1914-A	310 Office		93	1	
481 - Las Positas College	1900 1900 - IT	1914-B	310 Office		103	1	
481 - Las Positas College	1900 1900 - IT	1914-C	310 Office		103	1	
481 - Las Positas College	1900 1900 - IT	1914-D	310 Office		93	1	
481 - Las Positas College	1900 1900 - IT	19-1902	310 Office		100	1	
481 - Las Positas College	1900 1900 - IT	19-1904	310 Office		182	1	
481 - Las Positas College	1900 1900 - IT	19-1905	310 Office		130	1	
481 - Las Positas College	1900 1900 - IT	19-1906	310 Office		130	1	
481 - Las Positas College	1900 1900 - IT	19-1907	310 Office		100	1	
481 - Las Positas College	1900 1900 - IT	19-1908	310 Office		100	1	
481 - Las Positas College	1900 1900 - IT	19-1909	310 Office		100	1	
481 - Las Positas College	1900 1900 - IT	19-1910	310 Office		100	1	

## Room Detail Report Spring 2022

### Las Positas College

\*Occupancy is based upon DSA IR A -26.cc: Lecture 20sf/student; Computer Lab 35sf/student; Science Lab 50 sf/student; Nursing & Dental 50sf/student; Career Technical Education Shop 50 sf/student; Athletics and Kinesiology 50 sf/student: Fixed Seating rooms number of seats provided.

				Room Area	Occupancy Loads
				Total Area (SF)	* Fire Code Capacity
Campus	Building	Room #	Room Type		
481 - Las Positas College	1900 1900 - IT	19-1911	310 Office	100	1
481 - Las Positas College	1900 1900 - IT	19-1912	310 Office	100	1
481 - Las Positas College	1900 1900 - IT	19-1913	310 Office	100	1
481 - Las Positas College	1900 1900 - IT	19-1915	725 Shop Service	400	8
481 - Las Positas College	1900 1900 - IT	19-1919	310 Office	648	6
481 - Las Positas College	1900 1900 - IT	19-1921	310 Office	82	1
481 - Las Positas College	1900 1900 - IT	19-1922	310 Office	80	1
481 - Las Positas College	1900 1900 - IT	19-1923	310 Office	100	1
481 - Las Positas College	1900 1900 - IT	19-1924	310 Office	128	1
481 - Las Positas College	1900 1900 - IT	19-1925	310 Office	81	1
481 - Las Positas College	1900 1900 - IT	19-1926	310 Office	156	1
481 - Las Positas College	1900 1900 - IT	19-1927	680 Meeting Room	144	9
481 - Las Positas College	1900 1900 - IT	19-1931	715 DP/Computer Service	361	3
481 - Las Positas College	1900 1900 - IT	19-1934	310 Office	82	1
481 - Las Positas College	1900 1900 - IT	19-1935	310 Office	79	1
481 - Las Positas College	1900 1900 - IT	19-1936	310 Office	80	1
481 - Las Positas College	1900 1900 - IT	19-1937	310 Office	80	1
481 - Las Positas College	1900 1900 - IT	19-1938	310 Office	100	1
481 - Las Positas College	1900 1900 - IT	19-1942	710 Data Processing/Computer	180	1
481 - Las Positas College	1900 1900 - IT	19-1943	715 DP/Computer Service	242	1
481 - Las Positas College	1900 1900 - IT	19-1945	680 Meeting Room	585	39
481 - Las Positas College	2000 2000 - LEARN RESOURCE	2000	410 Read/Study Room	8031	160
481 - Las Positas College	2000 2000 - LEARN RESOURCE	2003	430 Library - Electronic Carrels	1083	21
481 - Las Positas College	2000 2000 - LEARN RESOURCE	2004	410 Read/Study Room	132	8
481 - Las Positas College	2000 2000 - LEARN RESOURCE	2005	410 Read/Study Room	139	8
481 - Las Positas College	2000 2000 - LEARN RESOURCE	2006	410 Read/Study Room	172	11
481 - Las Positas College	2000 2000 - LEARN RESOURCE	2007	410 Read/Study Room	170	11

### Room Detail Report Spring 2022

**Las Positas College**

\*Occupancy is based upon DSA IR A -26.cc: Lecture 20sf/student; Computer Lab 35sf/student; Science Lab 50 sf/student; Nursing & Dental 50sf/student; Career Technical Education Shop 50 sf/student; Athletics and Kinesiology 50 sf/student: Fixed Seating rooms number of seats provided.

					Room Area	Occupancy Loads
					Total Area (SF)	* Fire Code Capacity
Campus	Building	Room #	Room Type			
481 - Las Positas College	2000 2000 - LEARN RESOURCE	2008	410 Read/Study Room	152	10	
481 - Las Positas College	2000 2000 - LEARN RESOURCE	2009	410 Read/Study Room	391	26	
481 - Las Positas College	2000 2000 - LEARN RESOURCE	2010	410 Read/Study Room	110	7	
481 - Las Positas College	2000 2000 - LEARN RESOURCE	2011	410 Read/Study Room	119	7	
481 - Las Positas College	2000 2000 - LEARN RESOURCE	2012	410 Read/Study Room	83	5	
481 - Las Positas College	2000 2000 - LEARN RESOURCE	2013	410 Read/Study Room	115	7	
481 - Las Positas College	2000 2000 - LEARN RESOURCE	2014	410 Read/Study Room	120	7	
481 - Las Positas College	2000 2000 - LEARN RESOURCE	2019	310 Office	161	1	
481 - Las Positas College	2000 2000 - LEARN RESOURCE	2020	310 Office	242	2	
481 - Las Positas College	2000 2000 - LEARN RESOURCE	2021	440 Processing Room	329	6	
481 - Las Positas College	2000 2000 - LEARN RESOURCE	2022	440 Processing Room	1008	20	
481 - Las Positas College	2000 2000 - LEARN RESOURCE	2033	430 Library - Electronic Carrels	986	19	
481 - Las Positas College	2000 2000 - LEARN RESOURCE	2101	310 Office	84	1	
481 - Las Positas College	2000 2000 - LEARN RESOURCE	2102	310 Office	84	1	
481 - Las Positas College	2000 2000 - LEARN RESOURCE	2103	310 Office	86	1	
481 - Las Positas College	2000 2000 - LEARN RESOURCE	2104	310 Office	174	2	
481 - Las Positas College	2000 2000 - LEARN RESOURCE	2105	310 Office	86	1	
481 - Las Positas College	2000 2000 - LEARN RESOURCE	2107	310 Office	86	1	
481 - Las Positas College	2000 2000 - LEARN RESOURCE	2109	310 Office	86	1	
481 - Las Positas College	2000 2000 - LEARN RESOURCE	2111	310 Office	164	2	
481 - Las Positas College	2000 2000 - LEARN RESOURCE	2114	310 Office	322	3	
481 - Las Positas College	2000 2000 - LEARN RESOURCE	2115	310 Office	184	1	
481 - Las Positas College	2000 2000 - LEARN RESOURCE	2118	310 Office	83	1	
481 - Las Positas College	2000 2000 - LEARN RESOURCE	2119	310 Office	91	1	
481 - Las Positas College	2000 2000 - LEARN RESOURCE	2120	310 Office	178	1	
481 - Las Positas College	2000 2000 - LEARN RESOURCE	2121	310 Office	86	1	
481 - Las Positas College	2000 2000 - LEARN RESOURCE	2123	310 Office	86	1	



## Room Detail Report Spring 2022

**Las Positas College**

\*Occupancy is based upon DSA IR A -26.cc: Lecture 20sf/student; Computer Lab 35sf/student; Science Lab 50 sf/student; Nursing & Dental 50sf/student; Career Technical Education Shop 50 sf/student; Athletics and Kinesiology 50 sf/student: Fixed Seating rooms number of seats provided.

					Room Area	Occupancy Loads
					Total Area (SF)	* Fire Code Capacity
Campus	Building	Room #	Room Type			
481 - Las Positas College	2000 2000 - LEARN RESOURCE	2124	310	Office	174	1
481 - Las Positas College	2000 2000 - LEARN RESOURCE	2125	310	Office	84	1
481 - Las Positas College	2000 2000 - LEARN RESOURCE	2128	310	Office	88	1
481 - Las Positas College	2000 2000 - LEARN RESOURCE	2129	310	Office	87	1
481 - Las Positas College	2000 2000 - LEARN RESOURCE	2130	310	Office	86	1
481 - Las Positas College	2000 2000 - LEARN RESOURCE	2131	310	Office	86	1
481 - Las Positas College	2000 2000 - LEARN RESOURCE	2132	310	Office	297	2
481 - Las Positas College	2000 2000 - LEARN RESOURCE	2133	310	Office	86	1
481 - Las Positas College	2000 2000 - LEARN RESOURCE	2134	310	Office	86	1
481 - Las Positas College	2000 2000 - LEARN RESOURCE	2135	310	Office	84	1
481 - Las Positas College	2000 2000 - LEARN RESOURCE	2136	310	Office	125	1
481 - Las Positas College	2000 2000 - LEARN RESOURCE	2137	310	Office	191	1
481 - Las Positas College	2000 2000 - LEARN RESOURCE	2141	310	Office	89	1
481 - Las Positas College	2000 2000 - LEARN RESOURCE	2143	310	Office	86	1
481 - Las Positas College	2000 2000 - LEARN RESOURCE	2145	310	Office	86	1
481 - Las Positas College	2000 2000 - LEARN RESOURCE	2146	310	Office	171	1
481 - Las Positas College	2000 2000 - LEARN RESOURCE	2147	310	Office	86	1
481 - Las Positas College	2000 2000 - LEARN RESOURCE	2148	310	Office	86	1
481 - Las Positas College	2000 2000 - LEARN RESOURCE	2149	310	Office	86	1
481 - Las Positas College	2000 2000 - LEARN RESOURCE	2150	310	Office	86	1
481 - Las Positas College	2000 2000 - LEARN RESOURCE	2151	310	Office	86	1
481 - Las Positas College	2000 2000 - LEARN RESOURCE	2152	310	Office	86	1
481 - Las Positas College	2000 2000 - LEARN RESOURCE	2153	310	Office	86	1
481 - Las Positas College	2000 2000 - LEARN RESOURCE	2154	310	Office	86	1
481 - Las Positas College	2000 2000 - LEARN RESOURCE	2155	310	Office	84	1
481 - Las Positas College	2000 2000 - LEARN RESOURCE	2156	310	Office	100	1
481 - Las Positas College	2000 2000 - LEARN RESOURCE	2157	310	Office	86	1

## Room Detail Report Spring 2022

### Las Positas College

\*Occupancy is based upon DSA IR A -26.cc: Lecture 20sf/student; Computer Lab 35sf/student; Science Lab 50 sf/student; Nursing & Dental 50sf/student; Career Technical Education Shop 50 sf/student; Athletics and Kinesiology 50 sf/student: Fixed Seating rooms number of seats provided.

						Room Area	Occupancy Loads
						Total Area (SF)	* Fire Code Capacity
Campus	Building	Room #	Room Type				
481 - Las Positas College	2000 2000 - LEARN RESOURCE	2158	310 Office			86	1
481 - Las Positas College	2000 2000 - LEARN RESOURCE	2159	310 Office			84	1
481 - Las Positas College	2000 2000 - LEARN RESOURCE	2160	310 Office			84	1
481 - Las Positas College	2000 2000 - LEARN RESOURCE	2161	310 Office			83	1
481 - Las Positas College	2000 2000 - LEARN RESOURCE	2162	310 Office			86	1
481 - Las Positas College	2000 2000 - LEARN RESOURCE	2163	310 Office			82	1
481 - Las Positas College	2000 2000 - LEARN RESOURCE	2164	310 Office			86	1
481 - Las Positas College	2000 2000 - LEARN RESOURCE	2165	310 Office			82	1
481 - Las Positas College	2000 2000 - LEARN RESOURCE	2168	310 Office			342	1
481 - Las Positas College	2000 2000 - LEARN RESOURCE	2169	310 Office			84	1
481 - Las Positas College	2000 2000 - LEARN RESOURCE	2170	310 Office			86	1
481 - Las Positas College	2000 2000 - LEARN RESOURCE	2171	310 Office			84	1
481 - Las Positas College	2000 2000 - LEARN RESOURCE	2172	310 Office			86	1
481 - Las Positas College	2000 2000 - LEARN RESOURCE	2173	310 Office			84	1
481 - Las Positas College	2000 2000 - LEARN RESOURCE	2174	310 Office			176	2
481 - Las Positas College	2000 2000 - LEARN RESOURCE	2175	310 Office			81	1
481 - Las Positas College	2000 2000 - LEARN RESOURCE	2183	310 Office			156	2
481 - Las Positas College	2000 2000 - LEARN RESOURCE	2185	310 Office			86	1
481 - Las Positas College	2000 2000 - LEARN RESOURCE	2187	310 Office			86	1
481 - Las Positas College	2000 2000 - LEARN RESOURCE	2188	310 Office			71	1
481 - Las Positas College	2000 2000 - LEARN RESOURCE	2189	310 Office			86	1
481 - Las Positas College	2000 2000 - LEARN RESOURCE	2190	310 Office			86	1
481 - Las Positas College	2000 2000 - LEARN RESOURCE	2191	310 Office			86	1
481 - Las Positas College	2000 2000 - LEARN RESOURCE	2192	310 Office			84	1
481 - Las Positas College	2000 2000 - LEARN RESOURCE	2193	310 Office			84	1
481 - Las Positas College	2000 2000 - LEARN RESOURCE	2000-A	430 Library - Electronic Carrels			706	14
481 - Las Positas College	2000 2000 - LEARN RESOURCE	2000-B	420 Stack			2131	22

## Room Detail Report Spring 2022

### Las Positas College

\*Occupancy is based upon DSA IR A -26.cc: Lecture 20sf/student; Computer Lab 35sf/student; Science Lab 50 sf/student; Nursing & Dental 50sf/student; Career Technical Education Shop 50 sf/student; Athletics and Kinesiology 50 sf/student: Fixed Seating rooms number of seats provided.

					Room Area	Occupancy Loads
					Total Area (SF)	* Fire Code Capacity
Campus	Building	Room #	Room Type			
481 - Las Positas College	2000 2000 - LEARN RESOURCE	2000-D	420 Stack		1385	14
481 - Las Positas College	2300 2300 - CHILD DEVELOP CTR	2302	350 Conference Room		315	15
481 - Las Positas College	2300 2300 - CHILD DEVELOP CTR	2306	110 Classroom		938	46
481 - Las Positas College	2300 2300 - CHILD DEVELOP CTR	2323	310 Office		185	2
481 - Las Positas College	2300 2300 - CHILD DEVELOP CTR	2324	310 Office		98	1
481 - Las Positas College	2300 2300 - CHILD DEVELOP CTR	2325	310 Office		98	1
481 - Las Positas College	2300 2300 - CHILD DEVELOP CTR	2326	310 Office		98	1
481 - Las Positas College	2300 2300 - CHILD DEVELOP CTR	2327	310 Office		98	1
481 - Las Positas College	2300 2300 - CHILD DEVELOP CTR	2328	310 Office		97	1
481 - Las Positas College	2300 2300 - CHILD DEVELOP CTR	2329	310 Office		98	1
481 - Las Positas College	2300 2300 - CHILD DEVELOP CTR	2330	310 Office		97	1
481 - Las Positas College	2300 2300 - CHILD DEVELOP CTR	2332	310 Office		100	1
481 - Las Positas College	2300 2300 - CHILD DEVELOP CTR	2334	650 Lounge		187	5
481 - Las Positas College	2300 2300 - CHILD DEVELOP CTR	2346	550 Demonstration (Child Care)		792	32
481 - Las Positas College	2300 2300 - CHILD DEVELOP CTR	2347	550 Demonstration (Child Care)		860	33
481 - Las Positas College	2300 2300 - CHILD DEVELOP CTR	2348	550 Demonstration (Child Care)		185	11
481 - Las Positas College	2300 2300 - CHILD DEVELOP CTR	2349	550 Demonstration (Child Care)		855	33
481 - Las Positas College	2300 2300 - CHILD DEVELOP CTR	2361	550 Demonstration (Child Care)		1226	50
481 - Las Positas College	2300 2300 - CHILD DEVELOP CTR	2363	550 Demonstration (Child Care)		1224	50
481 - Las Positas College	2300 2300 - CHILD DEVELOP CTR	2365	550 Demonstration (Child Care)		1221	50
481 - Las Positas College	2300 2300 - CHILD DEVELOP CTR	2367	550 Demonstration (Child Care)		1224	51
481 - Las Positas College	2300 2300 - CHILD DEVELOP CTR	2301-C	650 Lounge		461	13
481 - Las Positas College	2400 2400 - MDE BLDG	2401	410 Read/Study Room		3158	63
481 - Las Positas College	2400 2400 - MDE BLDG	2409	530 Audio/Visual, Radio, TV		1217	60
481 - Las Positas College	2400 2400 - MDE BLDG	2410	590 Other - Innovation Center		1478	73
481 - Las Positas College	2400 2400 - MDE BLDG	2411	310 Office		2666	26
481 - Las Positas College	2400 2400 - MDE BLDG	2414	210 Class Lab		1160	44

## Room Detail Report Spring 2022

**Las Positas College**

\*Occupancy is based upon DSA IR A -26.cc: Lecture 20sf/student; Computer Lab 35sf/student; Science Lab 50 sf/student; Nursing & Dental 50sf/student; Career Technical Education Shop 50 sf/student; Athletics and Kinesiology 50 sf/student: Fixed Seating rooms number of seats provided.

					Room Area	Occupancy Loads
					Total Area (SF)	* Fire Code Capacity
Campus	Building	Room #	Room Type			
481 - Las Positas College	2400 2400 - MDE BLDG	2416	210 Class Lab		1887	55
481 - Las Positas College	2400 2400 - MDE BLDG	2420	110 Classroom		2312	207
481 - Las Positas College	2400 2400 - MDE BLDG	2450	110 Classroom		1144	57
481 - Las Positas College	2400 2400 - MDE BLDG	2460	110 Classroom		1144	57
481 - Las Positas College	2400 2400 - MDE BLDG	2470	110 Classroom		1130	57
481 - Las Positas College	2400 2400 - MDE BLDG	2480	110 Classroom		1144	57
481 - Las Positas College	2400 2400 - MDE BLDG	2490	110 Classroom		1142	57
481 - Las Positas College	2400 2400 - MDE BLDG	2401-A	310 Office		138	1
481 - Las Positas College	2400 2400 - MDE BLDG	2401-B	410 Read/Study Room		188	8
481 - Las Positas College	2400 2400 - MDE BLDG	2401-C	310 Office		130	1
481 - Las Positas College	2400 2400 - MDE BLDG	2401-D	310 Office		89	1
481 - Las Positas College	2400 2400 - MDE BLDG	2401-E	410 Read/Study Room		88	3
481 - Las Positas College	2400 2400 - MDE BLDG	2401-F	410 Read/Study Room		88	3
481 - Las Positas College	2400 2400 - MDE BLDG	2401-G	410 Read/Study Room		88	3
481 - Las Positas College	2400 2400 - MDE BLDG	2401-H	410 Read/Study Room		88	3
481 - Las Positas College	2400 2400 - MDE BLDG	2401-J	410 Read/Study Room		88	3
481 - Las Positas College	2400 2400 - MDE BLDG	2401-K	410 Read/Study Room		151	4
481 - Las Positas College	2400 2400 - MDE BLDG	2401-L	410 Read/Study Room		264	10
481 - Las Positas College	2400 2400 - MDE BLDG	2401-M	410 Read/Study Room		273	10
481 - Las Positas College	2400 2400 - MDE BLDG	2410-A	310 Office		82	1
481 - Las Positas College	2400 2400 - MDE BLDG	2410-B	310 Office		121	1
481 - Las Positas College	2400 2400 - MDE BLDG	2411-A	680 Meeting Room		361	24
481 - Las Positas College	2400 2400 - MDE BLDG	2411-B	310 Office		90	1
481 - Las Positas College	2400 2400 - MDE BLDG	2411-C	310 Office		90	1
481 - Las Positas College	2400 2400 - MDE BLDG	2411-D	310 Office		90	1
481 - Las Positas College	2400 2400 - MDE BLDG	2411-E	310 Office		90	1
481 - Las Positas College	2400 2400 - MDE BLDG	2411-F	310 Office		90	1

### Room Detail Report Spring 2022

**Las Positas College**

\*Occupancy is based upon DSA IR A -26.cc: Lecture 20sf/student; Computer Lab 35sf/student; Science Lab 50 sf/student; Nursing & Dental 50sf/student; Career Technical Education Shop 50 sf/student; Athletics and Kinesiology 50 sf/student: Fixed Seating rooms number of seats provided.

					Room Area	Occupancy Loads
					Total Area (SF)	* Fire Code Capacity
Campus	Building	Room #	Room Type			
481 - Las Positas College	2400 2400 - MDE BLDG	2411-G	310 Office	90	1	
481 - Las Positas College	2400 2400 - MDE BLDG	2411-H	310 Office	90	1	
481 - Las Positas College	2400 2400 - MDE BLDG	2411-J	310 Office	90	1	
481 - Las Positas College	2400 2400 - MDE BLDG	2411-K	310 Office	90	1	
481 - Las Positas College	2400 2400 - MDE BLDG	2411-L	310 Office	90	1	
481 - Las Positas College	2400 2400 - MDE BLDG	2411-M	310 Office	90	1	
481 - Las Positas College	2400 2400 - MDE BLDG	2411-N	310 Office	90	1	
481 - Las Positas College	2400 2400 - MDE BLDG	2411-P	310 Office	90	1	
481 - Las Positas College	2400 2400 - MDE BLDG	2411-Q	310 Office	163	2	
481 - Las Positas College	2400 2400 - MDE BLDG	2411-R	310 Office	88	1	
481 - Las Positas College	2400 2400 - MDE BLDG	2411-S	310 Office	87	1	
481 - Las Positas College	2400 2400 - MDE BLDG	2411-T	310 Office	88	1	
481 - Las Positas College	2400 2400 - MDE BLDG	2411-U	680 Meeting Room	327	21	
481 - Las Positas College	2500 2500 - PE COMPLEX	101	520 Athletics/Physical Education -Gym	14144	665	
481 - Las Positas College	2500 2500 - PE COMPLEX	102	520 Athletics/Physical Education -Studio	1968	39	
481 - Las Positas College	2500 2500 - PE COMPLEX	104	520 Athletics/Physical Education -Trainer	1221	24	
481 - Las Positas College	2500 2500 - PE COMPLEX	105	520 Athletics/Physical Education -Treatment	542	9	
481 - Las Positas College	2500 2500 - PE COMPLEX	106	520 Athletics/Physical Education - Whirlpoc	240	3	
481 - Las Positas College	2500 2500 - PE COMPLEX	110	310 Office	104	1	
481 - Las Positas College	2500 2500 - PE COMPLEX	111	310 Office	103	1	
481 - Las Positas College	2500 2500 - PE COMPLEX	112	310 Office	104	1	
481 - Las Positas College	2500 2500 - PE COMPLEX	113	310 Office	104	1	
481 - Las Positas College	2500 2500 - PE COMPLEX	114	310 Office	104	1	
481 - Las Positas College	2500 2500 - PE COMPLEX	116	310 Office	118	1	
481 - Las Positas College	2500 2500 - PE COMPLEX	117	310 Office	212	2	
481 - Las Positas College	2500 2500 - PE COMPLEX	119	310 Office	104	1	
481 - Las Positas College	2500 2500 - PE COMPLEX	120	310 Office	104	1	

## Room Detail Report Spring 2022

### Las Positas College

\*Occupancy is based upon DSA IR A -26.cc: Lecture 20sf/student; Computer Lab 35sf/student; Science Lab 50 sf/student; Nursing & Dental 50sf/student; Career Technical Education Shop 50 sf/student; Athletics and Kinesiology 50 sf/student: Fixed Seating rooms number of seats provided.

					Room Area	Occupancy Loads
					Total Area (SF)	* Fire Code Capacity
Campus	Building	Room #	Room Type			
481 - Las Positas College	2500 2500 - PE COMPLEX	121	310 Office	103	1	
481 - Las Positas College	2500 2500 - PE COMPLEX	122	310 Office	104	1	
481 - Las Positas College	2500 2500 - PE COMPLEX	142	525 Athletic/Physical Ed Service - Conf Roc	370	13	
481 - Las Positas College	2500 2500 - PE COMPLEX	143	520 Athletics/Physical Education - Whirlpoc	1995	40	
481 - Las Positas College	2500 2500 - PE COMPLEX	147	525 Athletic/Physical Ed Service - Studio	182	2	
481 - Las Positas College	2500 2500 - PE COMPLEX	202	520 Athletics/Physical Education - Fitness	2456	50	
481 - Las Positas College	2500 2500 - PE COMPLEX	203	525 Athletic/Physical Ed Service - Fitness	2456	50	
481 - Las Positas College	2500 2500 - PE COMPLEX	209	520 Athletics/Physical Education - Lecture	773	38	
481 - Las Positas College	2500 2500 - PE COMPLEX	210	520 Athletics/Physical Education - Lab	479	13	
481 - Las Positas College	2500 2500 - PE COMPLEX	212	520 Athletics/Physical Education - Lecture	768	38	
481 - Las Positas College	2500 2500 - PE COMPLEX	213	520 Athletics/Physical Education - Studio	2000	40	
481 - Las Positas College	2500 2500 - PE COMPLEX	124	525 Athletic/Physical Ed Service - Womens	329	37	
481 - Las Positas College	2500 2500 - PE COMPLEX	126	525 Athletic/Physical Ed Service - Womens	348	19	
481 - Las Positas College	2500 2500 - PE COMPLEX	127	525 Athletic/Physical Ed Service - Womens	328	26	
481 - Las Positas College	2500 2500 - PE COMPLEX	128	525 Athletic/Physical Ed Service - Womens	995	175	
481 - Las Positas College	2500 2500 - PE COMPLEX	132	525 Athletic/Physical Ed Service - Mens Lo	995	175	
481 - Las Positas College	2500 2500 - PE COMPLEX	133	525 Athletic/Physical Ed Service -Mens Te	329	26	
481 - Las Positas College	2500 2500 - PE COMPLEX	134	525 Athletic/Physical Ed Service - Mens Te	347	19	
481 - Las Positas College	2500 2500 - PE COMPLEX	135	525 Athletic/Physical Ed Service -Mens Fac	328	37	
481 - Las Positas College	2600 2600 - AQUATIC CENTER	2607	310 Office	101	1	
481 - Las Positas College	3000 3000 - M&O /SHOPS	3016	720 Shop	148	1	
481 - Las Positas College	3000 3000 - M&O /SHOPS	3017	720 Shop	3184	1	
481 - Las Positas College	3100 3100 - MAINT OFFICES	31-3100	310 Office	398	1	
481 - Las Positas College	3100 3100 - MAINT OFFICES	31-3102	310 Office	121	1	
481 - Las Positas College	3100 3100 - MAINT OFFICES	31-3103	310 Office	121	1	
481 - Las Positas College	3100 3100 - MAINT OFFICES	31-3104	310 Office	121	1	
481 - Las Positas College	3100 3100 - MAINT OFFICES	31-3105	310 Office	120	1	

## Room Detail Report Spring 2022

### Las Positas College

\*Occupancy is based upon DSA IR A -26.cc: Lecture 20sf/student; Computer Lab 35sf/student; Science Lab 50 sf/student; Nursing & Dental 50sf/student; Career Technical Education Shop 50 sf/student; Athletics and Kinesiology 50 sf/student: Fixed Seating rooms number of seats provided.

				Room Area	Occupancy Loads
				Total Area (SF)	* Fire Code Capacity
Campus	Building	Room #	Room Type		
481 - Las Positas College	3100 3100 - MAINT OFFICES	31-3106	310 Office	121	1
481 - Las Positas College	3100 3100 - MAINT OFFICES	31-3107	310 Office	121	1
481 - Las Positas College	3100 3100 - MAINT OFFICES	31-3108	310 Office	189	1
481 - Las Positas College	3100 3100 - MAINT OFFICES	31-3124	310 Office	130	1
481 - Las Positas College	3100 3100 - MAINT OFFICES	31-3125	310 Office	137	1
481 - Las Positas College	400 0400 - LANGUAGE CENTER	401	210 Class Lab	1818	50
481 - Las Positas College	400 0400 - LANGUAGE CENTER	402	110 Classroom	802	40
481 - Las Positas College	400 0400 - LANGUAGE CENTER	403	110 Classroom	577	28
481 - Las Positas College	400 0400 - LANGUAGE CENTER	404	110 Classroom	406	20
481 - Las Positas College	400 0400 - LANGUAGE CENTER	406	310 Office	168	1
481 - Las Positas College	400 0400 - LANGUAGE CENTER	408-A	110 Classroom	550	27
481 - Las Positas College	400 0400 - LANGUAGE CENTER	408-B	110 Classroom	616	30
481 - Las Positas College	4000 4000 -CENTER FOR THE ART	40-4001	610 Assembly	518	26
481 - Las Positas College	4000 4000 -CENTER FOR THE ART	40-4003	615 Assembly Service	349	2
481 - Las Positas College	4000 4000 -CENTER FOR THE ART	40-4110	615 Assembly Service - Lobby	5337	762
481 - Las Positas College	4000 4000 -CENTER FOR THE ART	40-4111	310 Office	400	4
481 - Las Positas College	4000 4000 -CENTER FOR THE ART	40-4111-A	310 Office	197	2
481 - Las Positas College	4000 4000 -CENTER FOR THE ART	40-4111-B	310 Office	133	1
481 - Las Positas College	4000 4000 -CENTER FOR THE ART	40-4112	615 Assembly Service - Lecture	823	41
481 - Las Positas College	4000 4000 -CENTER FOR THE ART	40-4113	620 Exhibition - Lecture	655	32
481 - Las Positas College	4000 4000 -CENTER FOR THE ART	40-4114	615 Assembly Service	130	1
481 - Las Positas College	4000 4000 -CENTER FOR THE ART	40-4117	615 Assembly Service	102	1
481 - Las Positas College	4000 4000 -CENTER FOR THE ART	40-4117-A	615 Assembly Service	140	1
481 - Las Positas College	4000 4000 -CENTER FOR THE ART	40-4119	610 Assembly - fixed seats	3881	500
481 - Las Positas College	4000 4000 -CENTER FOR THE ART	40-4119-A	610 Assembly -Stage	3624	241
481 - Las Positas College	4000 4000 -CENTER FOR THE ART	40-4119-E	615 Assembly Service - Light lock	89	0
481 - Las Positas College	4000 4000 -CENTER FOR THE ART	40-4119-	615 Assembly Service - Light Lock	89	0

## Room Detail Report Spring 2022

### Las Positas College

\*Occupancy is based upon DSA IR A -26.cc: Lecture 20sf/student; Computer Lab 35sf/student; Science Lab 50 sf/student; Nursing & Dental 50sf/student; Career Technical Education Shop 50 sf/student; Athletics and Kinesiology 50 sf/student: Fixed Seating rooms number of seats provided.

				Room Area	Occupancy Loads
				Total Area (SF)	* Fire Code Capacity
Campus	Building	Room #	Room Type		
481 - Las Positas College	4000 4000 -CENTER FOR THE ART	40-4122	615 Assembly Service -Womens Dressing	447	14
481 - Las Positas College	4000 4000 -CENTER FOR THE ART	40-4122-A	615 Assembly Service -Restroom	120	8
481 - Las Positas College	4000 4000 -CENTER FOR THE ART	40-4123	615 Assembly Service -Restroom	287	5
481 - Las Positas College	4000 4000 -CENTER FOR THE ART	40-4125	615 Assembly Service Scene Shop	1889	37
481 - Las Positas College	4000 4000 -CENTER FOR THE ART	40-4125-A	615 Assembly Service Shop Office	130	1
481 - Las Positas College	4000 4000 -CENTER FOR THE ART	40-4125-B	615 Assembly Service -Tool Room	71	1
481 - Las Positas College	4000 4000 -CENTER FOR THE ART	40-4125-C	615 Assembly Service Tool Room	65	1
481 - Las Positas College	4000 4000 -CENTER FOR THE ART	40-4127	210 Class Lab -Drama Rehearsal	1919	38
481 - Las Positas College	4000 4000 -CENTER FOR THE ART	40-4128	615 Assembly Service	309	44
481 - Las Positas College	4000 4000 -CENTER FOR THE ART	40-4128-B	610 Assembly	2589	175
481 - Las Positas College	4000 4000 -CENTER FOR THE ART	40-4129	615 Assembly Service	568	81
481 - Las Positas College	4000 4000 -CENTER FOR THE ART	40-4130	210 Class Lab -Choral Rehearsal	1663	33
481 - Las Positas College	4000 4000 -CENTER FOR THE ART	40-4131	220 Spec Class Lab -large Practice Room	242	12
481 - Las Positas College	4000 4000 -CENTER FOR THE ART	40-4132	230 Individual Study Lab	95	2
481 - Las Positas College	4000 4000 -CENTER FOR THE ART	40-4133	230 Individual Study Lab	96	2
481 - Las Positas College	4000 4000 -CENTER FOR THE ART	40-4135	310 Office	98	1
481 - Las Positas College	4000 4000 -CENTER FOR THE ART	40-4136	310 Office	100	1
481 - Las Positas College	4000 4000 -CENTER FOR THE ART	40-4137	530 Audio/Visual, Radio, TV	101	1
481 - Las Positas College	4000 4000 -CENTER FOR THE ART	40-4138	210 Class Lab - Inst Rehearsal Lab	1463	29
481 - Las Positas College	4000 4000 -CENTER FOR THE ART	40-4211	210 Class Lab - Forensics	827	41
481 - Las Positas College	4000 4000 -CENTER FOR THE ART	40-4211-A	310 Office	79	1
481 - Las Positas College	4000 4000 -CENTER FOR THE ART	40-4212	110 Classroom Speech	872	43
481 - Las Positas College	4000 4000 -CENTER FOR THE ART	40-4213	210 Class Lab Speech	861	43
481 - Las Positas College	4000 4000 -CENTER FOR THE ART	40-4218	230 Individual Study Lab	117	2
481 - Las Positas College	4000 4000 -CENTER FOR THE ART	40-4219	610 Assembly	430	61
481 - Las Positas College	4000 4000 -CENTER FOR THE ART	40-4219	230 Individual Study Lab	112	2
481 - Las Positas College	4000 4000 -CENTER FOR THE ART	40-4219-A	610 Assembly	486	69



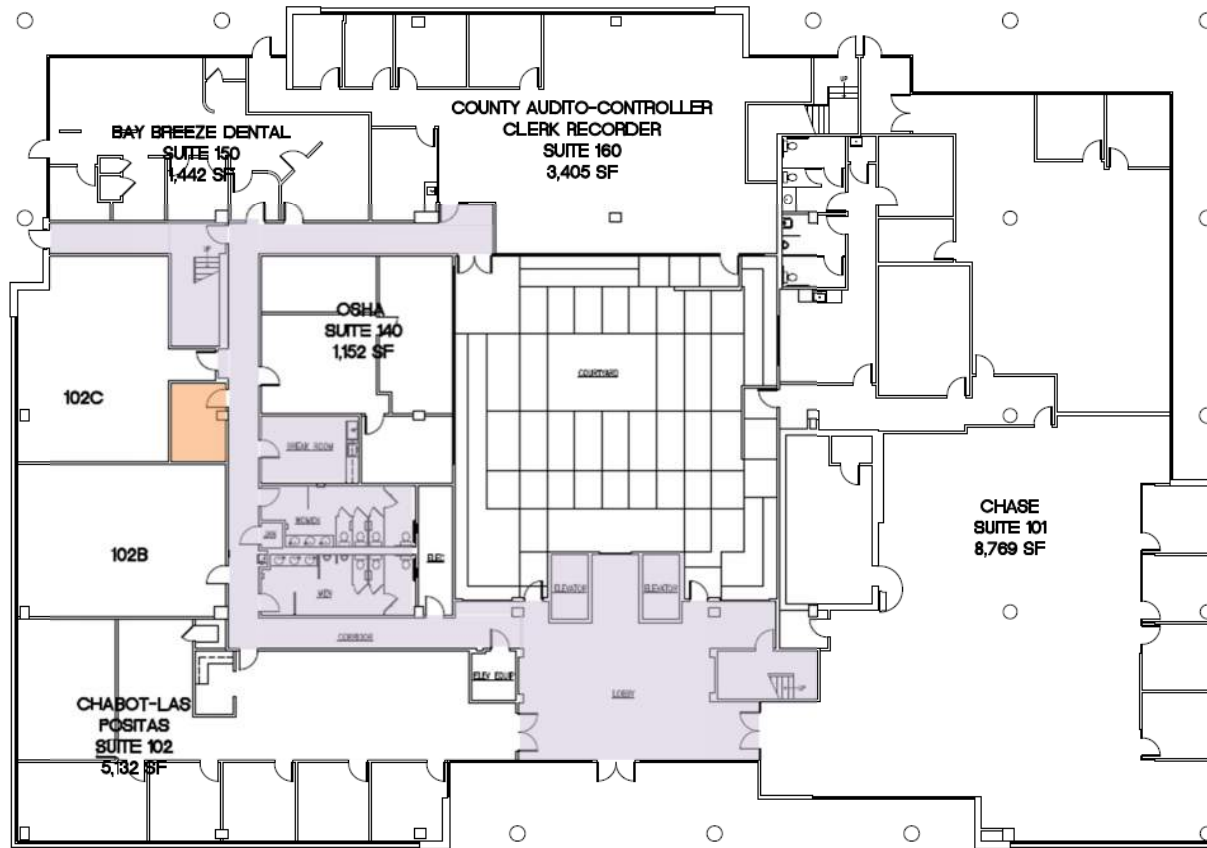
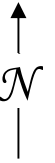
## Room Detail Report Spring 2022

**Las Positas College**

\*Occupancy is based upon DSA IR A -26.cc: Lecture 20sf/student; Computer Lab 35sf/student; Science Lab 50 sf/student; Nursing & Dental 50sf/student; Career Technical Education Shop 50 sf/student; Athletics and Kinesiology 50 sf/student: Fixed Seating rooms number of seats provided.

					Room Area	Occupancy Loads
					Total Area (SF)	* Fire Code Capacity
Campus	Building	Room #	Room Type			
481 - Las Positas College	4000 4000 -CENTER FOR THE ART	40-4220	230	Individual Study Lab	123	2
481 - Las Positas College	4000 4000 -CENTER FOR THE ART	40-4221	230	Individual Study Lab	118	2
481 - Las Positas College	4000 4000 -CENTER FOR THE ART	40-4222	230	Individual Study Lab	117	2
481 - Las Positas College	4000 4000 -CENTER FOR THE ART	40-4223	230	Individual Study Lab	120	2
481 - Las Positas College	4000 4000 -CENTER FOR THE ART	40-4224	310	Office	97	1
481 - Las Positas College	4000 4000 -CENTER FOR THE ART	40-4225	310	Office	104	1
481 - Las Positas College	4000 4000 -CENTER FOR THE ART	40-4226	210	Class Lab - Piano Lab	574	28
481 - Las Positas College	4000 4000 -CENTER FOR THE ART	40-4227	310	Office	124	1
481 - Las Positas College	4000 4000 -CENTER FOR THE ART	40-4228	310	Office	126	1
481 - Las Positas College	4000 4000 -CENTER FOR THE ART	40-4229	310	Office	124	1
481 - Las Positas College	4000 4000 -CENTER FOR THE ART	40-4230	310	Office	144	1
481 - Las Positas College	4000 4000 -CENTER FOR THE ART	40-4231	310	Office	126	1
481 - Las Positas College	4000 4000 -CENTER FOR THE ART	40-4232	310	Office	105	1
481 - Las Positas College	4000 4000 -CENTER FOR THE ART	40-4236	310	Office	102	1
481 - Las Positas College	4000 4000 -CENTER FOR THE ART	40-4237	310	Office	103	1
481 - Las Positas College	4000 4000 -CENTER FOR THE ART	40-4238	310	Office	102	1
481 - Las Positas College	4000 4000 -CENTER FOR THE ART	40-4240	210	Class Lab -Mac Lab	503	25
					<b>279045</b>	<b>10044</b>

Level 1



FIRST FLOOR PLAN  
1/8"=1'-0"



**Safe Work Practice Zones**

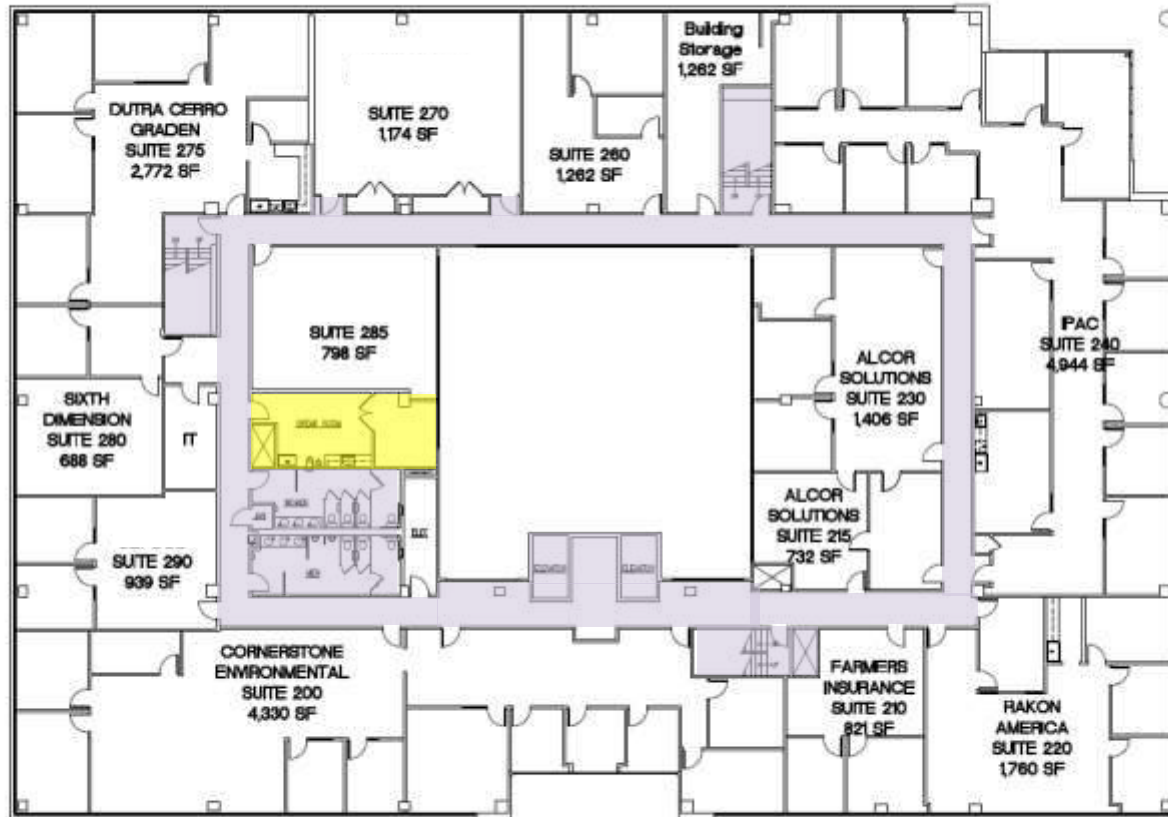
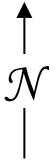
Dublin Center (Chabot/Las Positas)  
7600 Dublin Blvd., Dublin, CA 1<sup>st</sup> Floor  
FACS #PJ48098  
12/20/2021

**LEGEND**

Green = staff personal spaces	Light Purple = common areas
Yellow = staff common areas	Dark Purple = public specialized areas
Orange = staff specialized areas	



Level 2



SECOND FLOOR PLAN



**Safe Work Practice Zones**

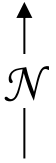
Dublin Campus (Chabot/Las Positas)  
 7600 Dublin Blvd., Dublin, CA 2<sup>nd</sup> floor  
 FACS #PJ48098  
 5/4/2021

**LEGEND**

Green = staff personal spaces	Light Purple = common areas
Yellow = staff common areas	Dark Purple = public specialized areas
Orange = staff specialized areas	



Level 3



**Safe Work Practice Zones**

Dublin Campus (Chabot/Las Positas)  
 7600 Dublin Blvd., Dublin, CA  
 FACS #PJ48098  
 September 22, 2020

**LEGEND**

Green = staff personal spaces	Light Purple = common areas
Yellow = staff common areas	Dark Purple = public specialized areas
Orange = staff specialized areas	





### Room Detail Report (Current)

**Chabot-Las Positas Community College District**

\*Occupancy is based upon DSA IR A -26.cc: Office 100 sf/ occupant; Conference Room 20 sf/occupant; Lecture 20sf/student; Computer Lab 35sf/student

						Room Area	Occupancy Loads
						Total Area (SF)	Max Occupancy Load
Campus	Building	Room #	Room Type	Area	Occupancy	Total Area (SF)	Max Occupancy Load
483 - Chabot-Las Positas CC District Office*	100	DISTRICT OFFICE	302	680 Meeting Room - Conf #1	485	18	
483 - Chabot-Las Positas CC District Office*	100	DISTRICT OFFICE	303	680 Meeting Room - Conf #2	404	16	
483 - Chabot-Las Positas CC District Office*	100	DISTRICT OFFICE	304	310 Office - VC Ed Services - Flei	349	11	
483 - Chabot-Las Positas CC District Office*	100	DISTRICT OFFICE	305	310 Office -Zahra	154	1	
483 - Chabot-Las Positas CC District Office*	100	DISTRICT OFFICE	306	310 Office - Estella	154	1	
483 - Chabot-Las Positas CC District Office*	100	DISTRICT OFFICE	307	310 Office -Donna	154	1	
483 - Chabot-Las Positas CC District Office*	100	DISTRICT OFFICE	308	310 Office - VC Facilities Letcher	357	11	
483 - Chabot-Las Positas CC District Office*	100	DISTRICT OFFICE	315	680 Meeting Room Board Room	2058	94	
483 - Chabot-Las Positas CC District Office*	100	DISTRICT OFFICE	318	680 Meeting Room - Green Room	515	25	
483 - Chabot-Las Positas CC District Office*	100	DISTRICT OFFICE	322	310 Office -Director PRMG	233	5	
483 - Chabot-Las Positas CC District Office*	100	DISTRICT OFFICE	323	680 Meeting Room - PRMG	251	10	
483 - Chabot-Las Positas CC District Office*	100	DISTRICT OFFICE	324	310 Office -Mujeeb	290	6	
483 - Chabot-Las Positas CC District Office*	100	DISTRICT OFFICE	326	310 Office - Chancellor - Patty	352	11	
483 - Chabot-Las Positas CC District Office*	100	DISTRICT OFFICE	328	310 Office - Debra	124	1	
483 - Chabot-Las Positas CC District Office*	100	DISTRICT OFFICE	329	310 Office -Kelly	150	1	
483 - Chabot-Las Positas CC District Office*	100	DISTRICT OFFICE	331	310 Office -Chancellor Gerhard	406	12	
483 - Chabot-Las Positas CC District Office*	100	DISTRICT OFFICE	338	315 Office Service -Storage	157	1	
483 - Chabot-Las Positas CC District Office*	100	DISTRICT OFFICE	343	310 Office -Purchasing	345	7	
483 - Chabot-Las Positas CC District Office*	100	DISTRICT OFFICE	344	310 Office -Chasity	128	1	
483 - Chabot-Las Positas CC District Office*	100	DISTRICT OFFICE	345	310 Office - Janet	124	1	
483 - Chabot-Las Positas CC District Office*	100	DISTRICT OFFICE	346	310 Office - Uma	124	1	
483 - Chabot-Las Positas CC District Office*	100	DISTRICT OFFICE	347	310 Office -CTO Griffin	248	6	
483 - Chabot-Las Positas CC District Office*	100	DISTRICT OFFICE	353	310 Office - Director Business Ser	176	4	
483 - Chabot-Las Positas CC District Office*	100	DISTRICT OFFICE	354	310 Office -Open	153	1	
483 - Chabot-Las Positas CC District Office*	100	DISTRICT OFFICE	355	310 Office - Rosalie	153	1	
483 - Chabot-Las Positas CC District Office*	100	DISTRICT OFFICE	356	310 Office - Dori	153	1	
483 - Chabot-Las Positas CC District Office*	100	DISTRICT OFFICE	357	310 Office - VC Business Service:	357	11	

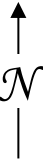
### Room Detail Report (Current)

**Chabot-Las Positas Community College District**

\*Occupancy is based upon DSA IR A -26.cc: Office 100 sf/ occupant; Conference Room 20 sf/occupant; Lecture 20sf/student; Computer Lab 35sf/student

					Room Area	Occupancy Loads
					Total Area (SF)	Max Occupancy Load
Campus	Building	Room #	Room Type			
483 - Chabot-Las Positas CC District Office*	100 DISTRICT OFFICE	358	310 Office -Dawn	150	1	
483 - Chabot-Las Positas CC District Office*	100 DISTRICT OFFICE	361	310 Office - Kathleen	113	1	
483 - Chabot-Las Positas CC District Office*	100 DISTRICT OFFICE	366	310 Office - Kit	164	1	
483 - Chabot-Las Positas CC District Office*	100 DISTRICT OFFICE	367	310 Office -VC Human Resources	323	11	
483 - Chabot-Las Positas CC District Office*	100 DISTRICT OFFICE	368	310 Office - Jennifer	112	1	
483 - Chabot-Las Positas CC District Office*	100 DISTRICT OFFICE	369	310 Office - Kaitlyn	112	1	
483 - Chabot-Las Positas CC District Office*	100 DISTRICT OFFICE	374	310 Office -Team Room	112	1	
483 - Chabot-Las Positas CC District Office*	100 DISTRICT OFFICE	375	310 Office -David	112	1	
483 - Chabot-Las Positas CC District Office*	100 DISTRICT OFFICE	376	310 Office - Megan	112	1	
483 - Chabot-Las Positas CC District Office*	100 DISTRICT OFFICE	387	680 Meeting Room - Hayward	820	17	
					<b>10684</b>	<b>295</b>

Level 3



**Safe Work Practice Zones**

EDCE/OSHA/TVCC (Chabot/Las Positas)  
 5860 Owens Drive, Pleasanton, CA  
 FACS #PJ48098  
 5/4/2021

**LEGEND**

Green = staff personal spaces	Light Purple = common areas
Yellow = staff common areas	Dark Purple = public specialized areas
Orange = staff specialized areas	







### Room Detail Report (Current)

**Chabot-Las Positas Community College District**

\*Occupancy is based upon DSA IR A -26.cc: Office 100 sf/ occupant; Conference Room 20 sf/occupant; Lecture 20sf/student; Computer Lab 35sf/student

				Room Area	Occupancy Loads
				Total Area (SF)	Max Occupancy Load
Campus	Building	Room #	Room Type		
483 - Chabot-Las Positas CC District Office*	5860 Owens Drive	680	Meeting Room - Livermore	1068	22
483 - Chabot-Las Positas CC District Office*	5860 Owens Drive	680	Meeting Room - Pleasanton	294	20
483 - Chabot-Las Positas CC District Office*	5860 Owens Drive	680	Meeting Room - San Leandro	938	19
483 - Chabot-Las Positas CC District Office*	5860 Owens Drive	680	Meeting Room - San Lorenzo	816	17
483 - Chabot-Las Positas CC District Office*	5860 Owens Drive	680	Meeting Room - Sunol	821	17
483 - Chabot-Las Positas CC District Office*	5860 Owens Drive	680	Meeting Room - SL/Sunol Co	1637	81
483 - Chabot-Las Positas CC District Office*	5860 Owens Drive	680	Meeting Room - Union City	1035	21
483 - Chabot-Las Positas CC District Office*	5860 Owens Drive	680	Meeting Room - Dublin	284	19
483 - Chabot-Las Positas CC District Office*	5860 Owens Drive	680	Meeting Room - Castro Valley	262	18
				<b>7155</b>	<b>234</b>